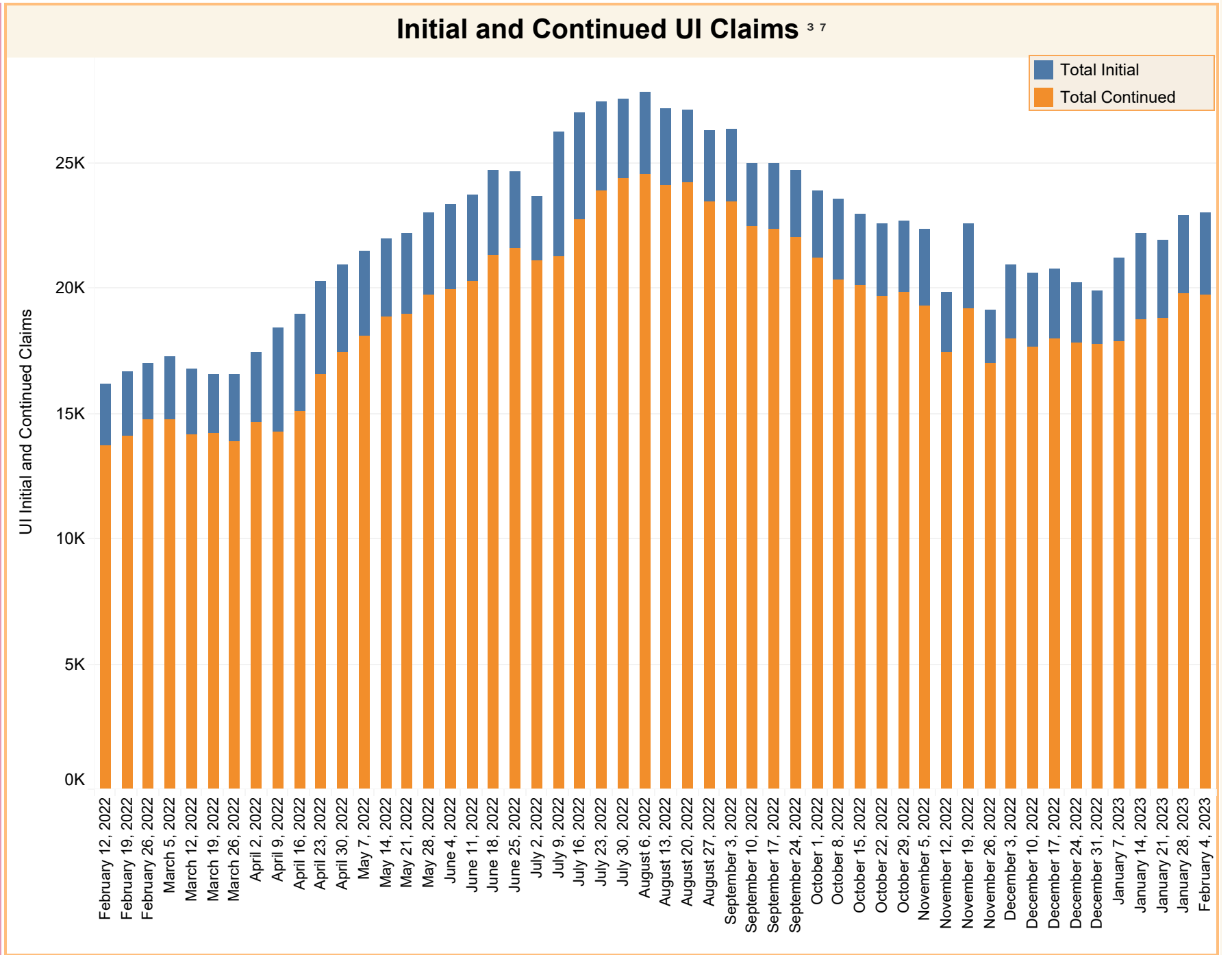
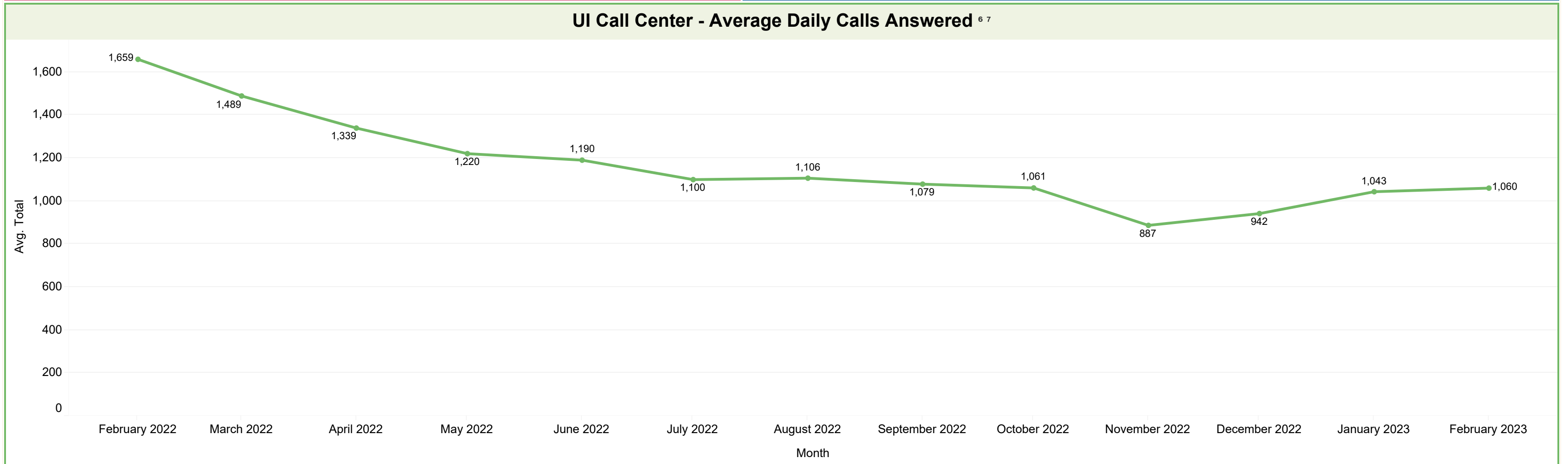


<b>Year to Date UI Benefits Paid <sup>1 3 5</sup></b>	<b>Year to Date Arizonans Receiving UI Benefits <sup>5</sup></b>	<b>UI Trust Fund Balance</b>
<b>\$21,469,061</b>	<b>17,829</b>	<b>\$1,496,574,432</b>

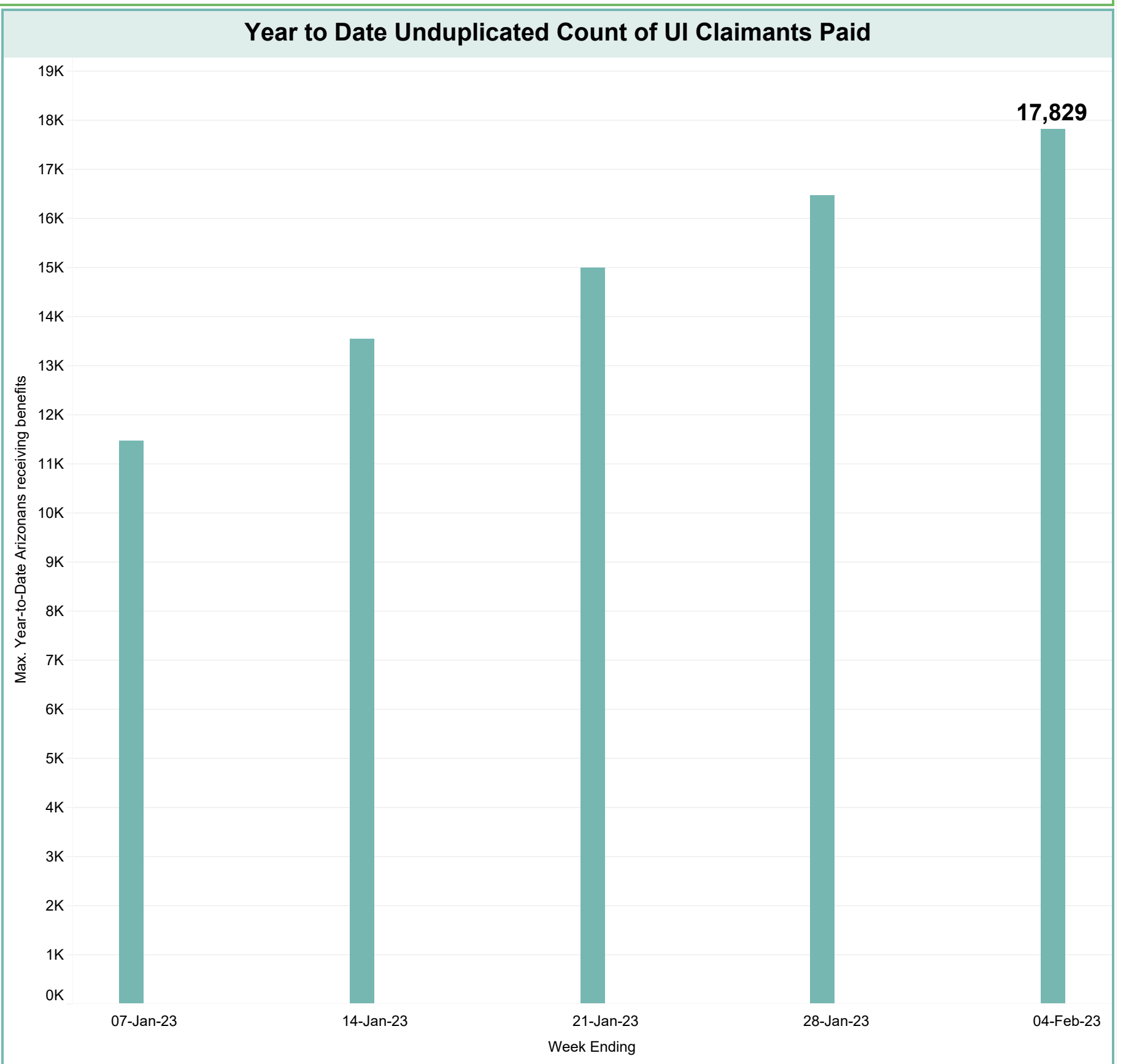
<b>UI Claims Data <sup>2 3 5 7</sup></b>			
	Total Initial	Total Continued	Total Benefits Paid
04-Feb	3,274	19,758	\$4,366,849
28-Jan	3,098	19,788	\$4,389,655
21-Jan	3,128	18,802	\$4,240,929
14-Jan	3,434	18,766	\$4,428,357
07-Jan	3,371	17,861	\$4,043,271
31-Dec	2,142	17,767	\$4,136,471
24-Dec	2,425	17,815	\$4,063,594
17-Dec	2,787	17,997	\$4,438,639
10-Dec	2,968	17,660	\$3,971,707
03-Dec	2,942	17,975	\$4,100,235
26-Nov	2,138	17,011	\$3,692,615
19-Nov	3,386	19,171	\$4,213,957
12-Nov	2,392	17,440	\$3,862,296
05-Nov	3,082	19,277	\$4,297,907
29-Oct	2,819	19,847	\$4,332,257
22-Oct	2,900	19,690	\$4,387,377
15-Oct	2,824	20,131	\$4,174,432
08-Oct	3,244	20,334	\$4,550,251
01-Oct	2,711	21,187	\$4,696,732
24-Sep	2,675	22,023	\$4,762,952
17-Sep	2,640	22,347	\$4,941,242
10-Sep	2,535	22,452	\$4,602,038
03-Sep	2,905	23,449	\$4,895,492
27-Aug	2,836	23,451	\$5,034,740
20-Aug	2,910	24,201	\$5,338,667
13-Aug	3,096	24,104	\$4,959,033
06-Aug	3,267	24,539	\$4,815,048
30-Jul	3,180	24,377	\$4,493,163
23-Jul	3,548	23,903	\$4,309,826
16-Jul	4,218	22,764	\$3,744,314
09-Jul	5,017	21,244	\$3,728,001
02-Jul	2,570	21,089	\$4,038,239
25-Jun	3,076	21,603	\$4,401,086
18-Jun	3,355	21,341	\$4,282,692
11-Jun	3,457	20,299	\$4,058,424
04-Jun	3,399	19,964	\$4,153,954
28-May	3,266	19,763	\$3,930,642
21-May	3,203	18,995	\$4,067,099
14-May	3,113	18,859	\$3,977,962
07-May	3,394	18,118	\$3,936,259
30-Apr	3,494	17,428	\$3,900,733
23-Apr	3,732	16,575	\$3,476,812
16-Apr	3,889	15,091	\$3,689,573
09-Apr	4,198	14,245	\$3,617,606
02-Apr	2,787	14,661	\$3,688,231
26-Mar	2,674	13,905	\$3,663,074
19-Mar	2,358	14,227	\$3,949,171
12-Mar	2,664	14,134	\$4,200,531
05-Mar	2,509	14,761	\$4,574,189
26-Feb	2,217	14,781	\$3,537,709
19-Feb	2,522	14,129	\$3,932,020
12-Feb	2,499	13,698	\$3,314,732



<b>Year Over Year Comparison <sup>4</sup></b>			
	2022	2023	Change
<b>Average Unduplicated Claimants Paid</b>	7,557	11,969	4,412
<b>Average Weekly Benefits Paid (\$)</b>	3,509,932	4,293,812	783,880
<b>Continued Claims</b>	13,512	18,670	5,158
<b>Initial Claims</b>	2,956	3,256	300



<b>Year to Date Weekly Claimants Paid</b>		
	Weekly Unduplicated Claimants Paid	New Unique Claimants Paid
07-Jan	11,463	11,463
14-Jan	12,013	2,094
21-Jan	11,834	1,436
28-Jan	12,331	1,490
04-Feb	12,249	1,346
11-Feb		
18-Feb		
25-Feb		
04-Mar		
11-Mar		
18-Mar		
25-Mar		
01-Apr		
08-Apr		
15-Apr		
22-Apr		
29-Apr		
06-May		
13-May		
20-May		
27-May		
03-Jun		
10-Jun		
17-Jun		
24-Jun		
01-Jul		
08-Jul		
15-Jul		
22-Jul		
29-Jul		
05-Aug		
12-Aug		
19-Aug		
26-Aug		
02-Sep		
09-Sep		
16-Sep		
23-Sep		
30-Sep		
07-Oct		
14-Oct		
21-Oct		
28-Oct		
04-Nov		
11-Nov		
18-Nov		
25-Nov		
02-Dec		
09-Dec		
16-Dec		
23-Dec		
30-Dec		



- This benefit paid amount is inclusive of state and federally financed programs. Regular UI is financed by the UI trust fund, whereas FPUC and PUA are 100% federally financed.
- Continued claims represent weekly filings and are not unique individuals (individuals are counted for each week claimed).
- Due to retroactive eligibility, benefits paid may be for more than one week.
- Year-to-date comparison of weekly averages
- Numbers are based on current system figures. Data is subject to change as final numbers are provided to Department of Labor.
- Call center average calls handled includes calls to DES, Valor, and Maximus call centers.
- Data is presented on a rolling twelve months basis.