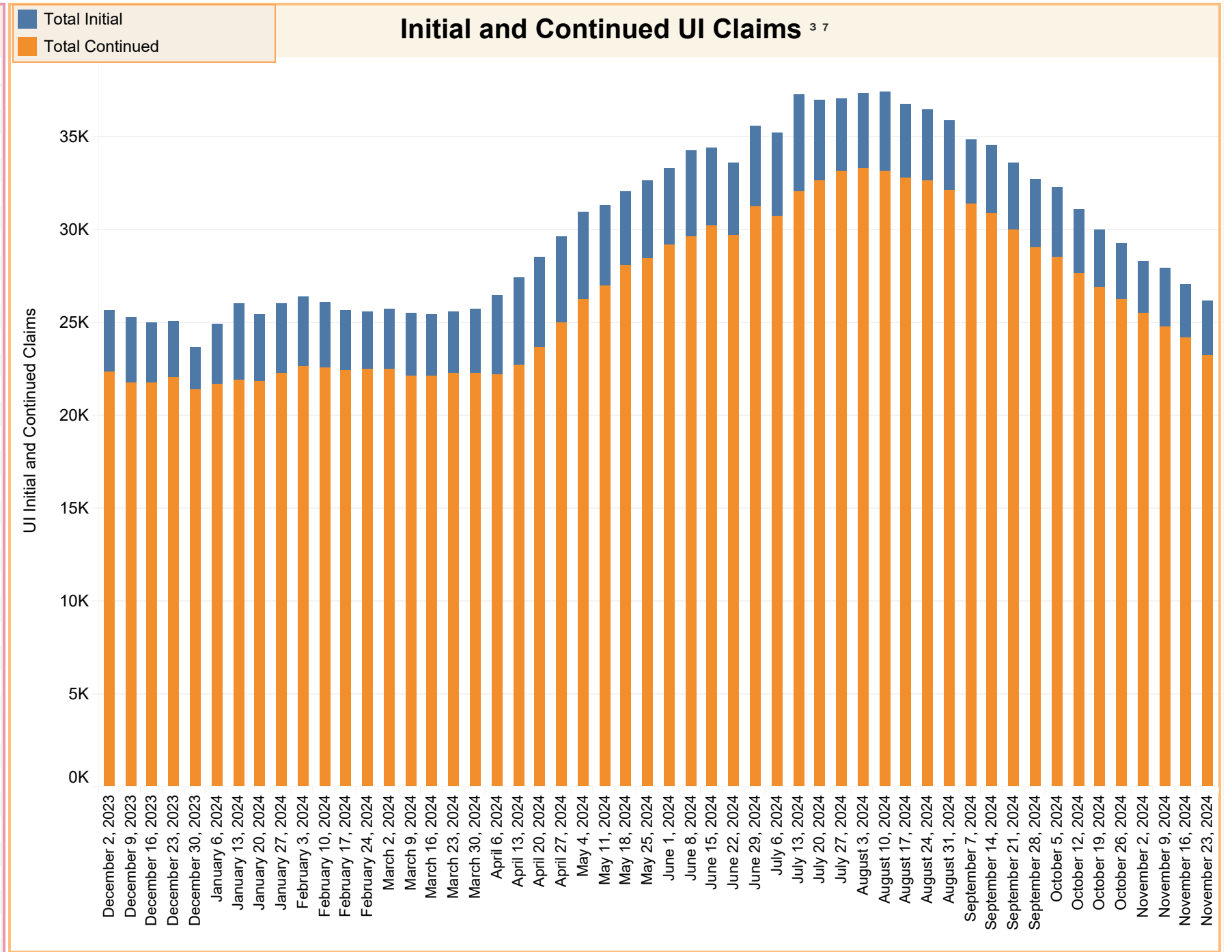
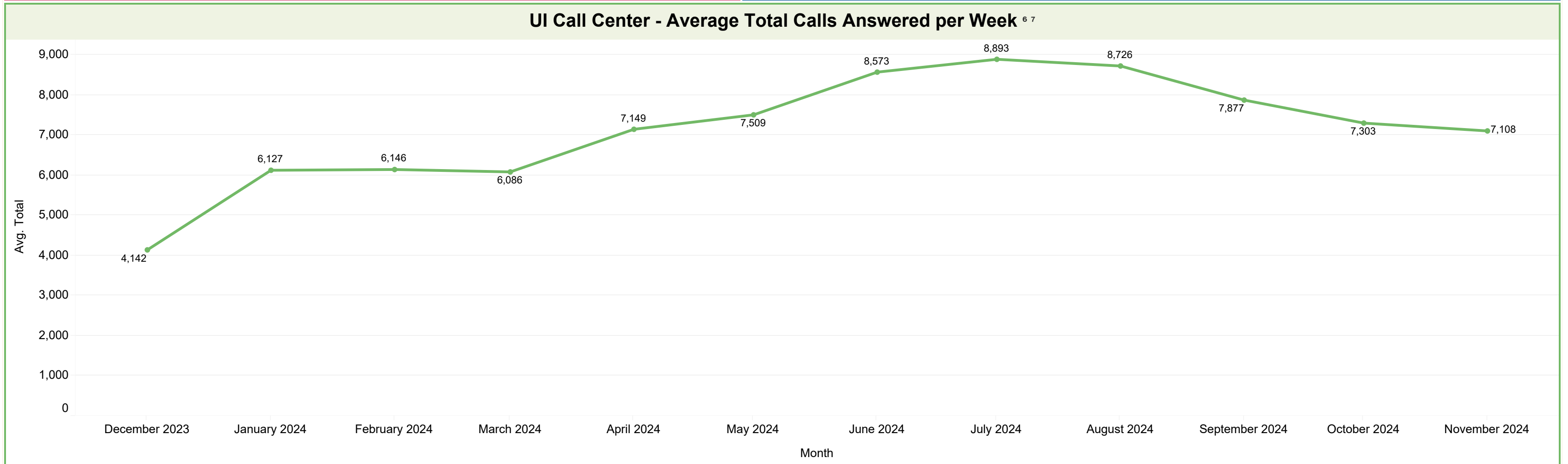


Year to Date UI Benefits Paid ^{1 3 5}	Year to Date Arizonans Receiving UI Benefits ⁵	UI Trust Fund Balance
\$302,019,502	83,409	\$1,823,751,763

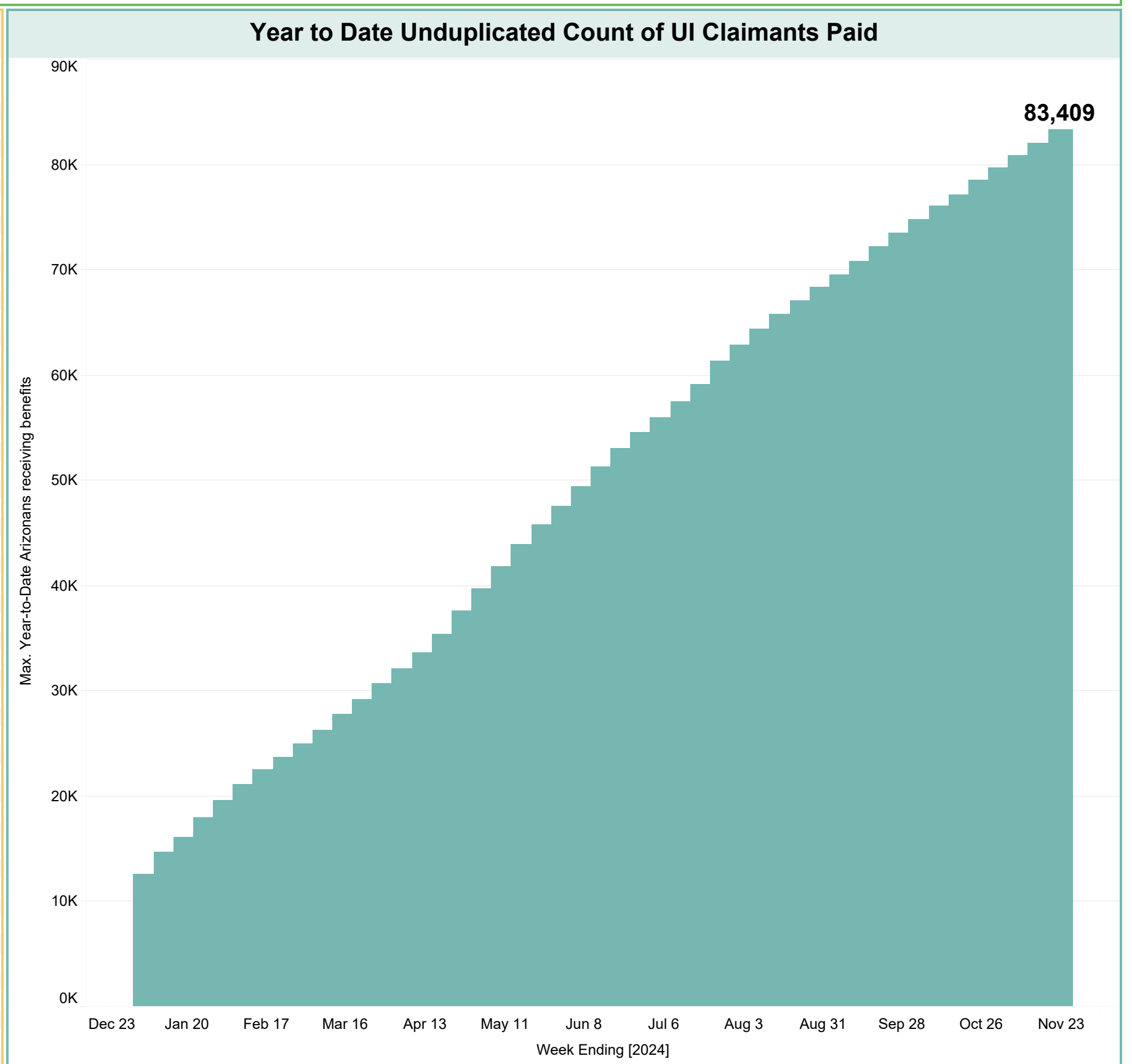
UI Claims Data ^{2 3 5 7}			
	Total Initial	Total Continued	Total Benefits Paid
23-Nov-24	2,959	23,266	\$5,921,530
16-Nov-24	2,820	24,239	\$6,023,699
09-Nov-24	3,158	24,770	\$6,247,332
02-Nov-24	2,820	25,540	\$6,354,906
26-Oct-24	3,004	26,254	\$6,681,096
19-Oct-24	3,059	26,924	\$6,497,587
12-Oct-24	3,465	27,680	\$6,715,684
05-Oct-24	3,755	28,526	\$7,054,099
28-Sep-24	3,675	29,073	\$7,186,186
21-Sep-24	3,629	29,991	\$7,442,805
14-Sep-24	3,682	30,882	\$7,536,203
07-Sep-24	3,445	31,405	\$7,307,107
31-Aug-24	3,768	32,160	\$7,670,022
24-Aug-24	3,847	32,645	\$7,803,748
17-Aug-24	3,947	32,830	\$7,926,229
10-Aug-24	4,212	33,206	\$8,089,044
03-Aug-24	4,015	33,350	\$8,156,652
27-Jul-24	3,889	33,162	\$8,156,345
20-Jul-24	4,384	32,648	\$7,731,412
13-Jul-24	5,198	32,098	\$7,808,337
06-Jul-24	4,423	30,791	\$7,222,469
29-Jun-24	4,341	31,288	\$7,666,711
22-Jun-24	3,875	29,715	\$7,305,968
15-Jun-24	4,167	30,256	\$7,309,780
08-Jun-24	4,604	29,652	\$7,224,417
01-Jun-24	4,129	29,179	\$6,752,485
25-May-24	4,219	28,448	\$6,796,463
18-May-24	3,918	28,139	\$6,802,385
11-May-24	4,289	27,034	\$6,376,763
04-May-24	4,681	26,297	\$6,036,035
27-Apr-24	4,656	25,000	\$5,566,306
20-Apr-24	4,826	23,716	\$5,262,260
13-Apr-24	4,718	22,746	\$5,381,641
06-Apr-24	4,273	22,231	\$5,143,637
30-Mar-24	3,471	22,313	\$5,320,806
23-Mar-24	3,366	22,264	\$5,126,789
16-Mar-24	3,330	22,123	\$5,122,071
09-Mar-24	3,386	22,168	\$5,190,095
02-Mar-24	3,259	22,520	\$5,242,616
24-Feb-24	3,073	22,523	\$4,865,012
17-Feb-24	3,267	22,413	\$5,098,837
10-Feb-24	3,481	22,615	\$5,315,706
03-Feb-24	3,726	22,665	\$5,278,067
27-Jan-24	3,780	22,299	\$5,728,464
20-Jan-24	3,604	21,863	\$4,685,120
13-Jan-24	4,090	21,927	\$5,095,095
06-Jan-24	3,249	21,701	\$4,793,481
30-Dec-23	2,299	21,421	\$4,776,827
23-Dec-23	3,026	22,053	\$5,180,323
16-Dec-23	3,264	21,756	\$5,123,464
09-Dec-23	3,549	21,755	\$5,046,753
02-Dec-23	3,287	22,400	\$5,330,365



Year Over Year Comparison ⁴			
	2023	2024	Change
Average Unduplicated Claimants Paid	16,116	17,054	938
Average Weekly Benefits Paid (\$)	5,848,563	6,425,947	577,384
Continued Claims	24,750	26,912	2,162
Initial Claims	3,637	3,826	189



Year to Date Weekly Claimants Paid		
	Weekly Unduplicated Claimants Paid	New Unique Claimants Paid
06-Jan-24	12,629	12,629
13-Jan-24	14,699	2,070
20-Jan-24	16,141	1,442
27-Jan-24	17,999	1,858
03-Feb-24	19,625	1,626
10-Feb-24	21,182	1,557
17-Feb-24	22,515	1,333
24-Feb-24	23,709	1,194
02-Mar-24	24,995	1,286
09-Mar-24	26,347	1,352
16-Mar-24	27,820	1,473
23-Mar-24	29,218	1,398
30-Mar-24	30,752	1,534
06-Apr-24	32,146	1,394
13-Apr-24	33,709	1,563
20-Apr-24	35,448	1,739
27-Apr-24	37,606	2,158
04-May-24	39,782	2,176
11-May-24	41,883	2,101
18-May-24	43,970	2,087
25-May-24	45,843	1,873
01-Jun-24	47,566	1,723
08-Jun-24	49,499	1,933
15-Jun-24	51,317	1,818
22-Jun-24	53,053	1,736
29-Jun-24	54,657	1,604
06-Jul-24	55,965	1,308
13-Jul-24	57,511	1,546
20-Jul-24	59,169	1,658
27-Jul-24	61,373	2,204
03-Aug-24	62,905	1,532
10-Aug-24	64,408	1,503
17-Aug-24	65,802	1,394
24-Aug-24	67,170	1,368
31-Aug-24	68,440	1,270
07-Sep-24	69,547	1,107
14-Sep-24	70,851	1,304
21-Sep-24	72,227	1,376
28-Sep-24	73,536	1,309
05-Oct-24	74,880	1,344
12-Oct-24	76,109	1,229
19-Oct-24	77,224	1,115
26-Oct-24	78,554	1,330
02-Nov-24	79,696	1,142
09-Nov-24	80,914	1,218
16-Nov-24	82,140	1,226
23-Nov-24	83,409	1,269
30-Nov-24		
07-Dec-24		
14-Dec-24		
21-Dec-24		
28-Dec-24		



- This benefit paid amount is inclusive of state and federally financed programs. Regular UI is financed by the UI trust fund, whereas FPUC and PUA are 100% federally financed.
- Continued claims represent weekly filings and are not unique individuals (individuals are counted for each week claimed).
- Due to retroactive eligibility, benefits paid may be for more than one week.
- Year-to-date comparison of weekly averages
- Numbers are based on current system figures. Data is subject to change as final numbers are provided to Department of Labor.
- Reporting method for UI Call Center data adjusted beginning week ending July 6, 2024. Data reports average total calls answered per week by month.
- Data is presented on a rolling twelve months basis.