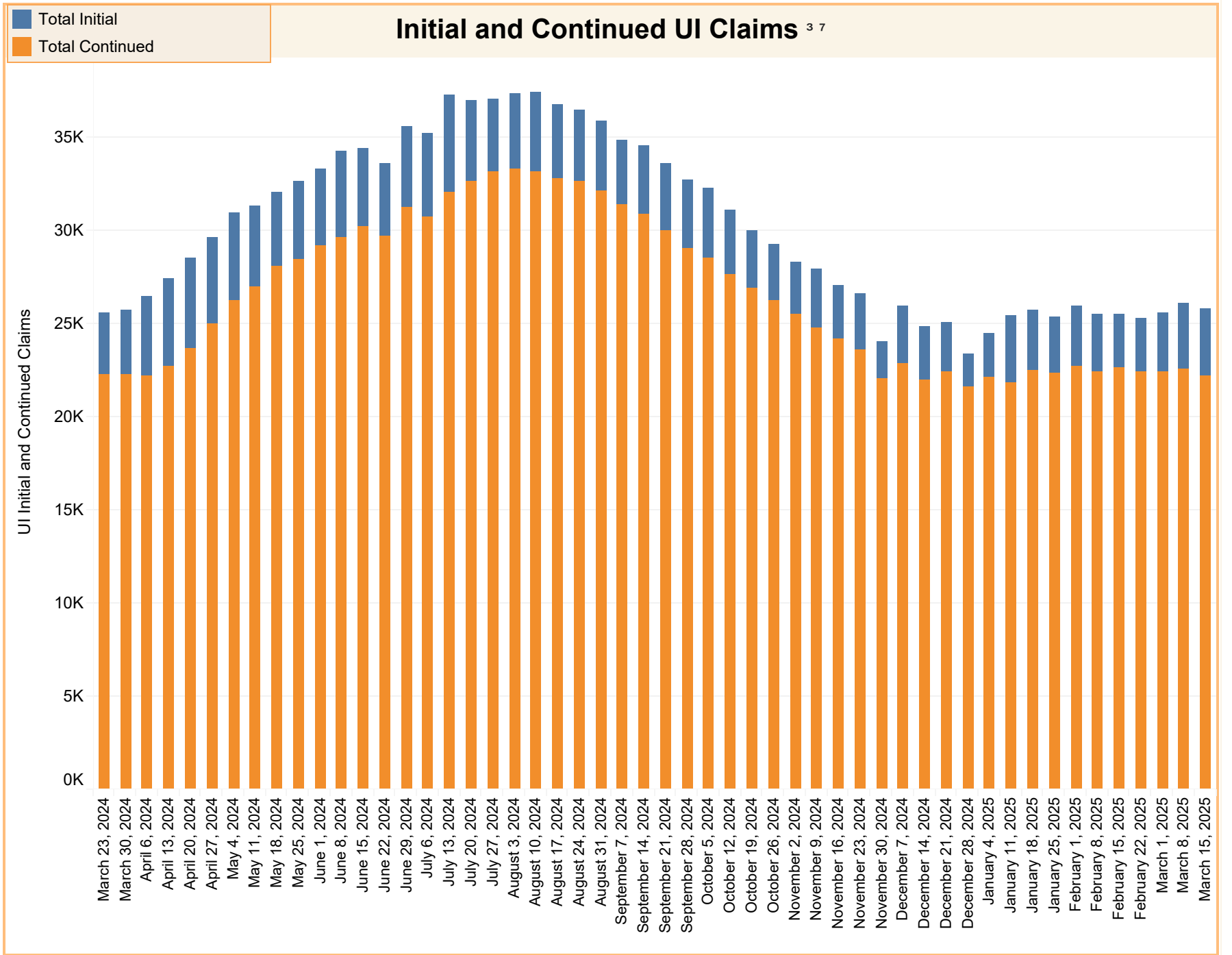
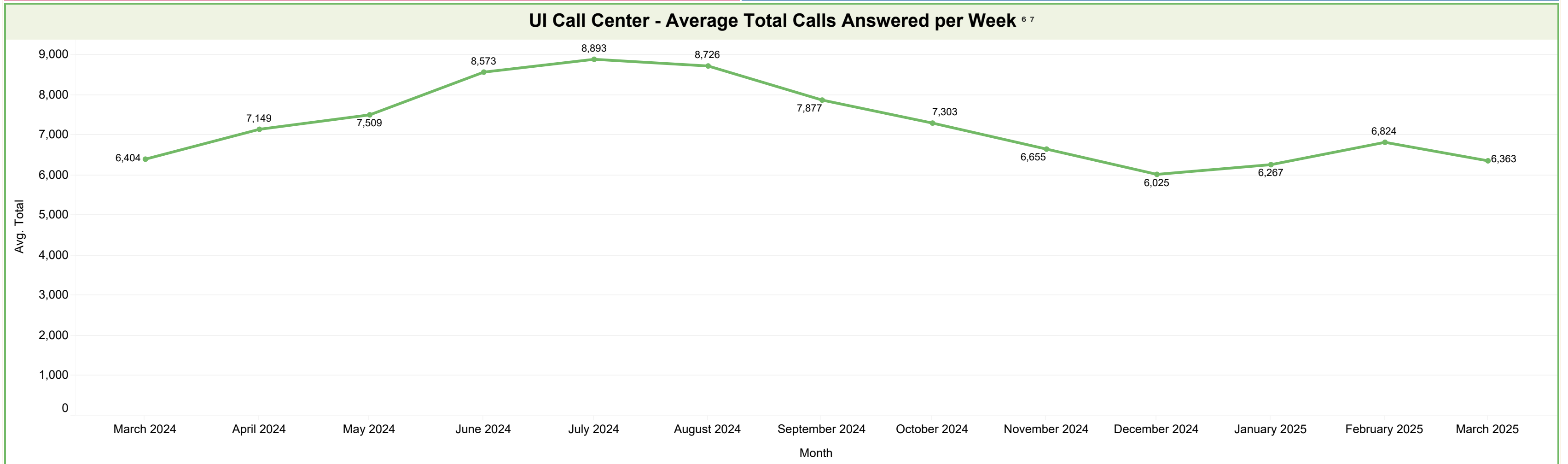


<b>Year to Date UI Benefits Paid <sup>1 3 5</sup></b>	<b>Year to Date Arizonans Receiving UI Benefits <sup>5</sup></b>	<b>UI Trust Fund Balance</b>
<b>\$59,404,216</b>	<b>29,386</b>	<b>\$1,798,559,192</b>

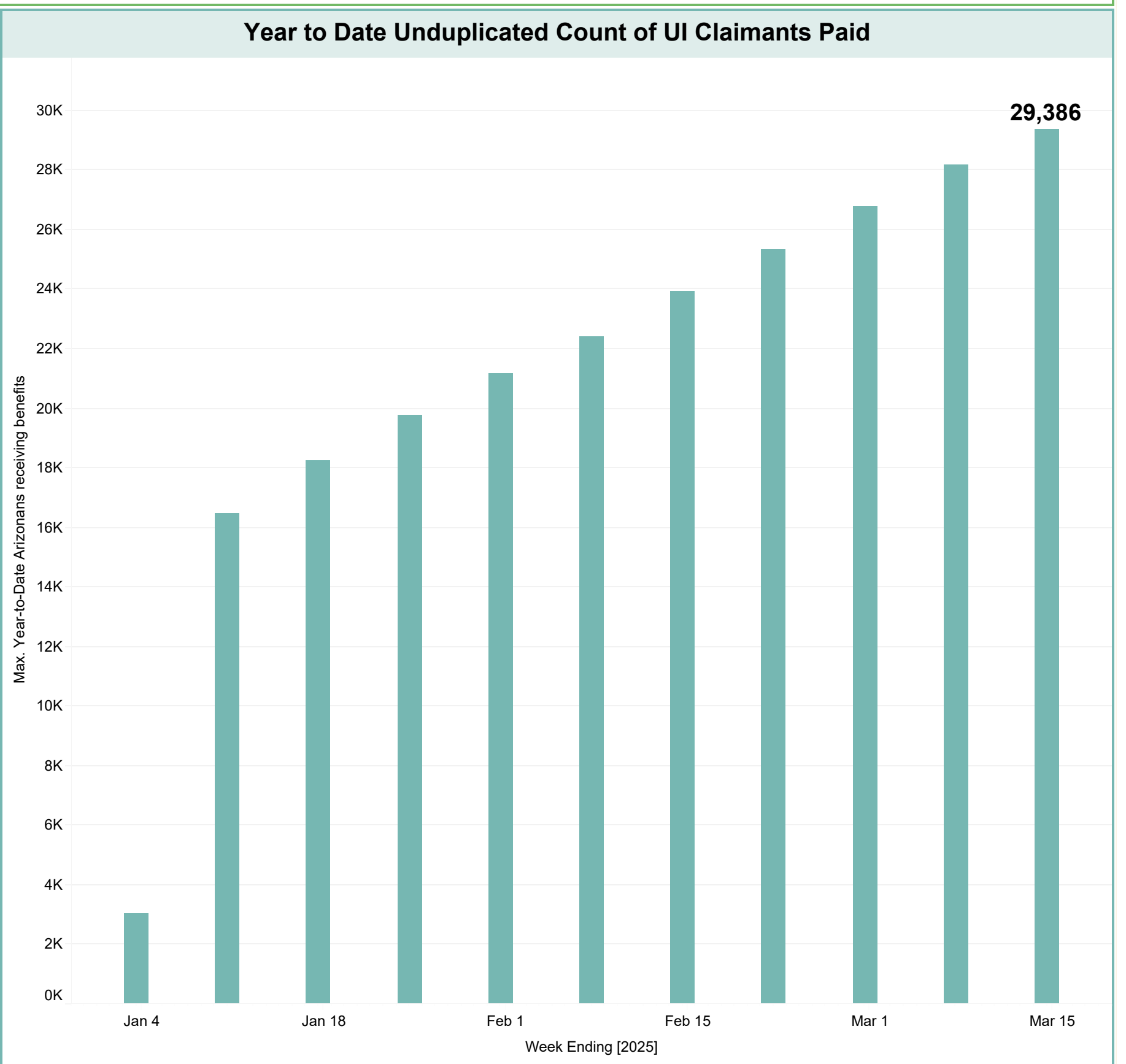
<b>UI Claims Data <sup>2 3 5 7</sup></b>			
	Total Initial	Total Continued	Total Benefits Paid
15-Mar-25	3,640	22,217	\$5,235,575
08-Mar-25	3,594	22,557	\$5,551,660
01-Mar-25	3,137	22,450	\$5,556,849
22-Feb-25	2,803	22,477	\$5,366,401
15-Feb-25	2,884	22,625	\$5,471,694
08-Feb-25	3,073	22,452	\$5,234,626
01-Feb-25	3,245	22,706	\$5,427,166
25-Jan-25	3,057	22,351	\$5,226,361
18-Jan-25	3,221	22,538	\$5,477,023
11-Jan-25	3,586	21,883	\$5,479,195
04-Jan-25	2,398	22,116	\$5,377,666
28-Dec-24	1,770	21,646	\$5,124,525
21-Dec-24	2,646	22,447	\$5,450,837
14-Dec-24	2,840	22,001	\$5,443,106
07-Dec-24	3,096	22,867	\$5,834,251
30-Nov-24	1,983	22,054	\$5,145,668
23-Nov-24	3,077	23,581	\$5,921,530
16-Nov-24	2,820	24,239	\$6,023,699
09-Nov-24	3,158	24,770	\$6,247,332
02-Nov-24	2,820	25,540	\$6,354,906
26-Oct-24	3,004	26,254	\$6,681,096
19-Oct-24	3,059	26,924	\$6,497,587
12-Oct-24	3,465	27,680	\$6,715,684
05-Oct-24	3,755	28,526	\$7,054,099
28-Sep-24	3,675	29,073	\$7,186,186
21-Sep-24	3,629	29,991	\$7,442,805
14-Sep-24	3,682	30,882	\$7,536,203
07-Sep-24	3,445	31,405	\$7,307,107
31-Aug-24	3,768	32,160	\$7,670,022
24-Aug-24	3,847	32,645	\$7,803,748
17-Aug-24	3,947	32,830	\$7,926,229
10-Aug-24	4,212	33,206	\$8,089,044
03-Aug-24	4,015	33,350	\$8,156,652
27-Jul-24	3,889	33,162	\$8,156,345
20-Jul-24	4,384	32,648	\$7,731,412
13-Jul-24	5,198	32,098	\$7,808,337
06-Jul-24	4,423	30,791	\$7,222,469
29-Jun-24	4,341	31,288	\$7,666,711
22-Jun-24	3,875	29,715	\$7,305,968
15-Jun-24	4,167	30,256	\$7,309,780
08-Jun-24	4,604	29,652	\$7,224,417
01-Jun-24	4,129	29,179	\$6,752,485
25-May-24	4,219	28,448	\$6,796,463
18-May-24	3,918	28,139	\$6,802,385
11-May-24	4,289	27,034	\$6,376,763
04-May-24	4,681	26,297	\$6,036,035
27-Apr-24	4,656	25,000	\$5,566,306
20-Apr-24	4,826	23,716	\$5,262,260
13-Apr-24	4,718	22,746	\$5,381,641
06-Apr-24	4,273	22,231	\$5,143,637
30-Mar-24	3,471	22,313	\$5,320,806
23-Mar-24	3,366	22,264	\$5,126,789



<b>Year Over Year Comparison <sup>4</sup></b>			
	2024	2025	Change
<b>Average Unduplicated Claimants Paid</b>	12,616	15,371	2,755
<b>Average Weekly Benefits Paid (\$)</b>	5,128,597	5,400,383	271,787
<b>Continued Claims</b>	22,178	22,412	234
<b>Initial Claims</b>	3,478	3,099	-379



<b>Year to Date Weekly Claimants Paid</b>		
	Weekly Unduplicated Claimants Paid	New Unique Claimants Paid
04-Jan-25	3,030	3,030
11-Jan-25	16,461	13,431
18-Jan-25	18,250	1,789
25-Jan-25	19,763	1,513
01-Feb-25	21,161	1,398
08-Feb-25	22,394	1,233
15-Feb-25	23,921	1,527
22-Feb-25	25,323	1,402
01-Mar-25	26,778	1,455
08-Mar-25	28,187	1,409
15-Mar-25	29,386	1,199
22-Mar-25		
29-Mar-25		
05-Apr-25		
12-Apr-25		
19-Apr-25		
26-Apr-25		
03-May-25		
10-May-25		
17-May-25		
24-May-25		
31-May-25		
07-Jun-25		
14-Jun-25		
21-Jun-25		
28-Jun-25		
05-Jul-25		
12-Jul-25		
19-Jul-25		
26-Jul-25		
02-Aug-25		
09-Aug-25		
16-Aug-25		
23-Aug-25		
30-Aug-25		
06-Sep-25		
13-Sep-25		
20-Sep-25		
27-Sep-25		
04-Oct-25		
11-Oct-25		
18-Oct-25		
25-Oct-25		
01-Nov-25		
08-Nov-25		
15-Nov-25		
22-Nov-25		
29-Nov-25		
06-Dec-25		
13-Dec-25		
20-Dec-25		
27-Dec-25		



- This benefit paid amount is inclusive of state and federally financed programs. Regular UI is financed by the UI trust fund, whereas FPUC and PUA are 100% federally financed.
- Continued claims represent weekly filings and are not unique individuals (individuals are counted for each week claimed).
- Due to retroactive eligibility, benefits paid may be for more than one week.
- Year-to-date comparison of weekly averages
- Numbers are based on current system figures. Data is subject to change as final numbers are provided to Department of Labor.
- Reporting method for UI Call Center data adjusted beginning week ending July 6, 2024. Data reports average total calls answered per week by month.
- Data is presented on a rolling twelve months basis.