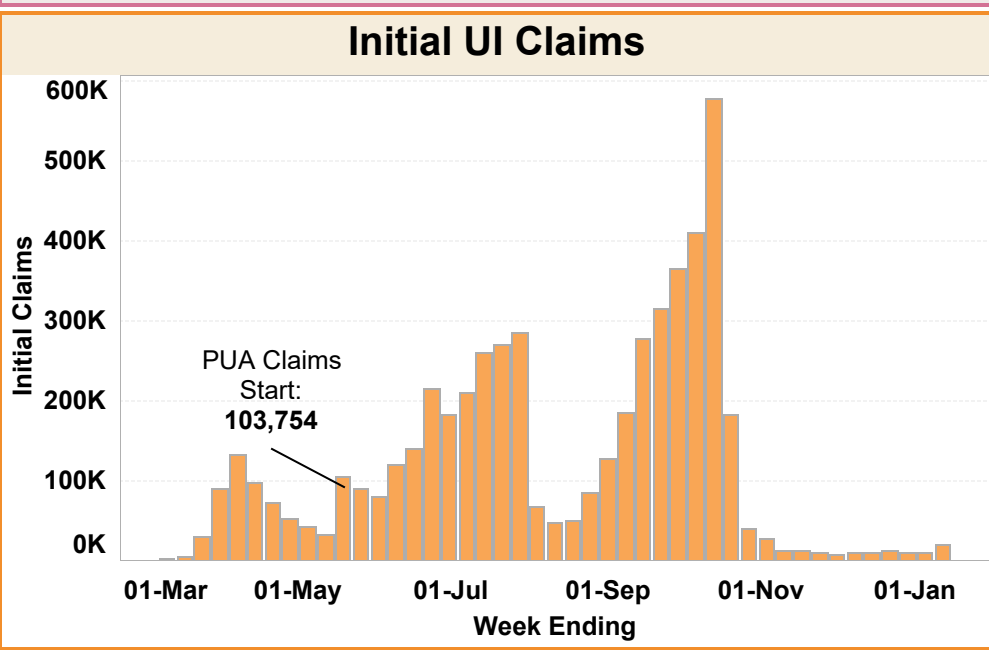
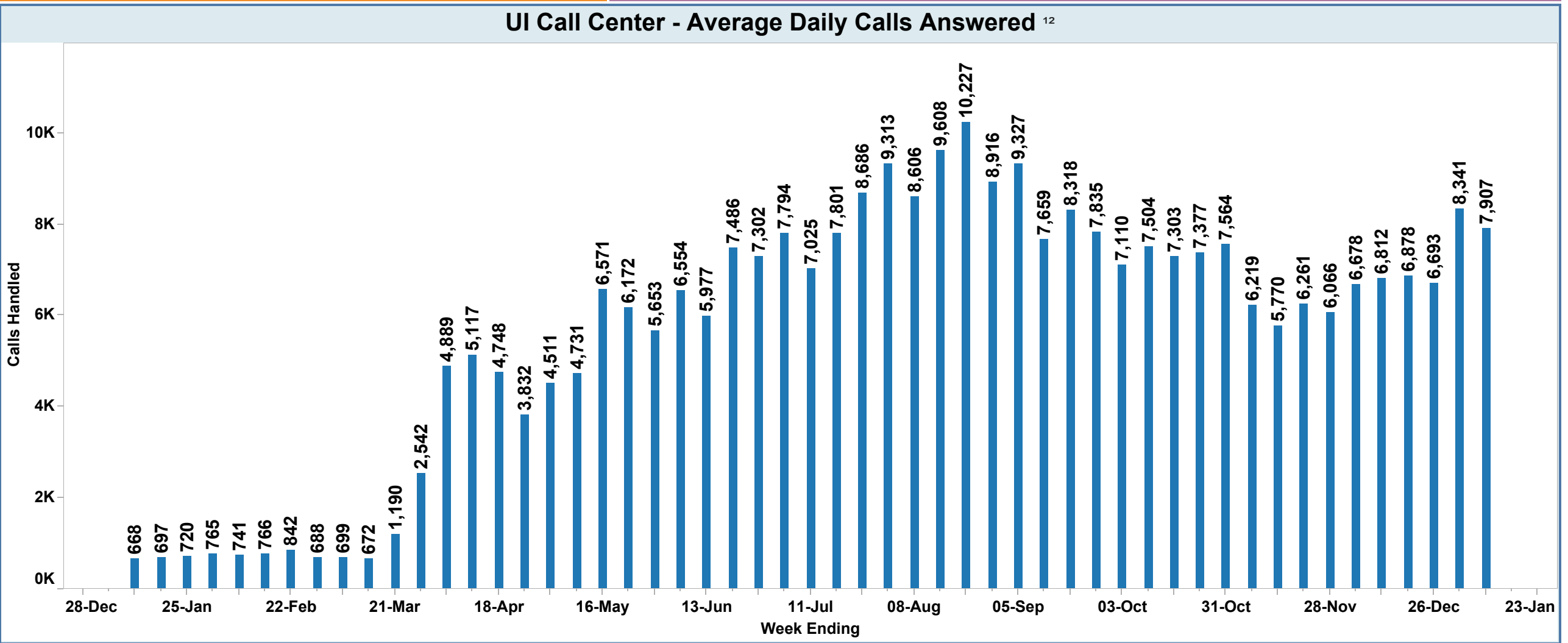


Total UI Benefits Paid ^{2,4,11}	Arizonans Receiving UI Benefits ⁹	Arizonans Receiving PUA Benefits ⁹	UI Trust Fund Balance
\$12,821,300,917	443,928	1,640,161	\$58,521,888

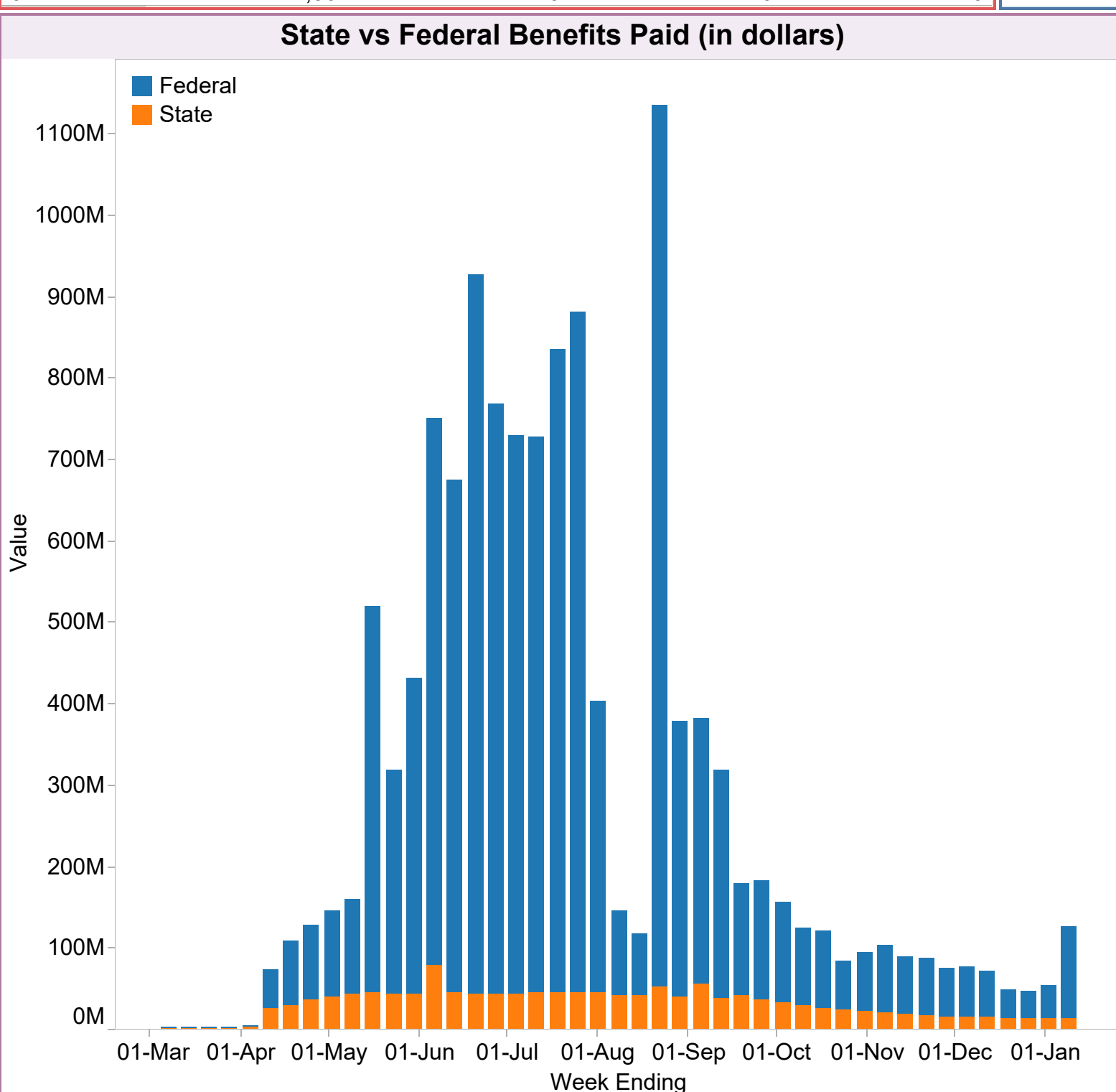
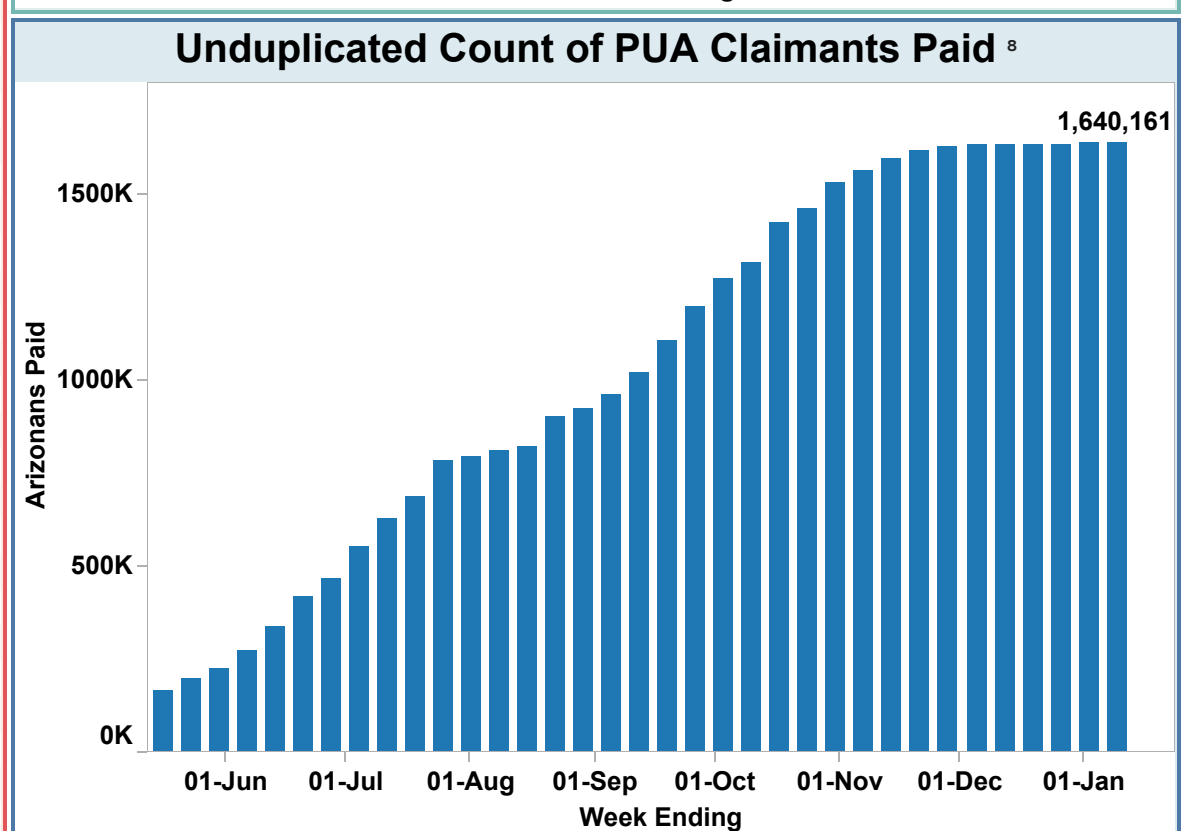
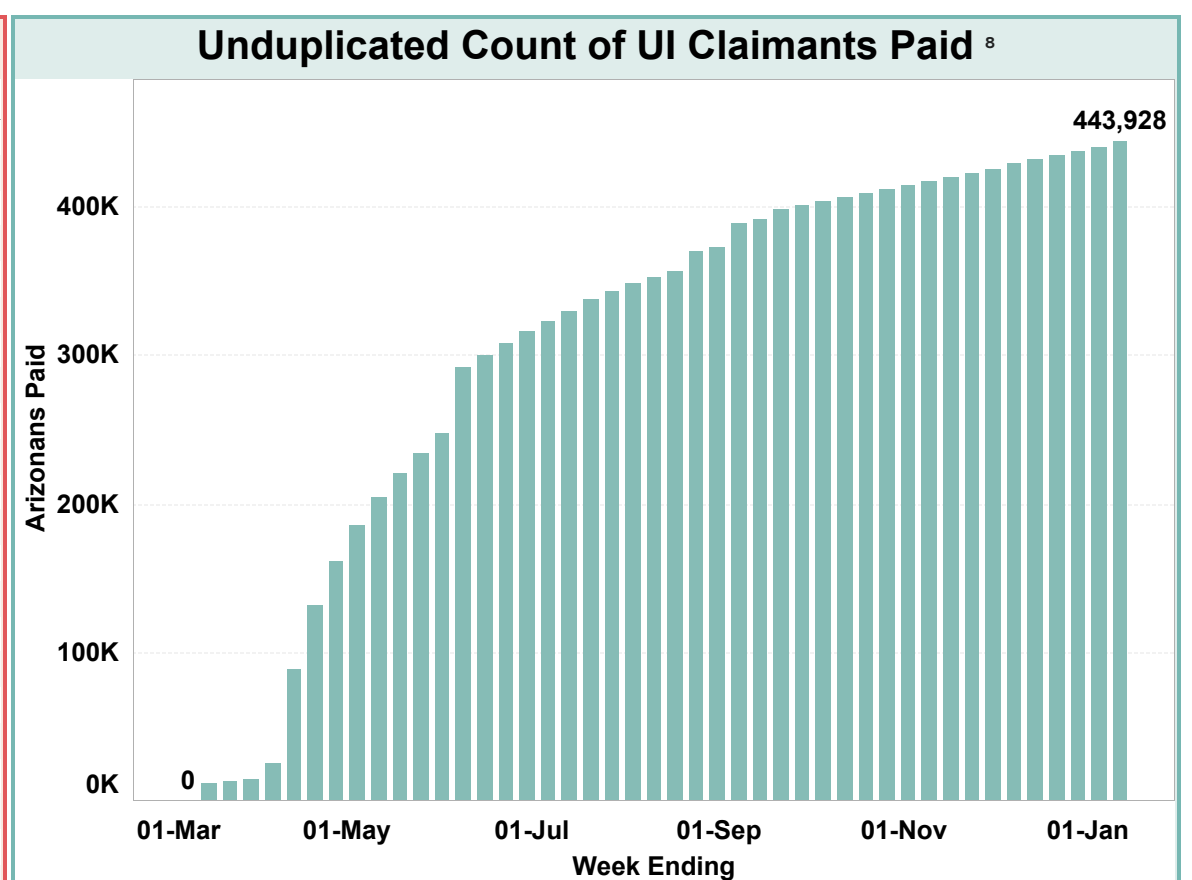
Unemployment Insurance Claims Data ⁹									
	UI			PUA			Grand Total		
	Initial Claims ¹	Continued ³ Claims	Benefits Paid ^{2,4}	Initial Claims ¹	Continued ³ Claims	Benefits Paid	Initial Claims	Continued Claims	Benefits Paid ^{2,4}
09-Jan	11,833	77,497	\$67,350,351	7,889	99,057	\$39,598,611	19,722	176,554	\$106,948,962
02-Jan	7,992	71,901	\$36,494,893	2,417	101,319	\$17,033,613	10,409	173,220	\$53,528,506
26-Dec	6,569	69,775	\$28,532,606	3,885	98,443	\$18,927,564	10,454	168,218	\$47,460,170
19-Dec	7,032	75,045	\$29,781,485	5,353	89,297	\$19,031,599	12,385	164,342	\$48,813,084
12-Dec	6,921	75,979	\$29,949,969	3,433	85,174	\$42,754,774	10,354	161,153	\$72,704,743
05-Dec	7,362	82,614	\$31,087,013	3,318	268,556	\$46,982,672	10,680	351,170	\$78,069,685
28-Nov	5,569	81,219	\$29,752,357	2,355	320,413	\$46,294,592	7,924	401,632	\$76,046,949
21-Nov	7,154	91,485	\$32,063,844	3,043	313,263	\$56,766,383	10,197	404,748	\$88,830,227
14-Nov	6,285	95,164	\$32,378,327	6,653	299,261	\$57,271,915	12,938	394,425	\$89,650,242
07-Nov	6,410	103,243	\$33,944,227	5,077	357,685	\$69,728,251	11,487	460,928	\$103,672,478
31-Oct	6,389	112,425	\$34,277,251	21,142	396,701	\$60,708,004	27,531	509,126	\$94,985,255
24-Oct	6,813	125,852	\$35,747,801	32,940	326,054	\$48,631,638	39,753	451,906	\$84,379,439
17-Oct	7,053	137,816	\$36,186,433	174,870	625,041	\$85,685,151	181,923	762,857	\$121,871,584
10-Oct	7,925	151,436	\$39,122,535	570,409	668,203	\$85,208,315	578,334	819,639	\$124,330,550
03-Oct	7,966	168,948	\$42,734,057	400,851	568,850	\$112,967,033	408,817	737,798	\$155,701,090
26-Sep	8,208	175,837	\$44,484,243	357,402	584,463	\$138,454,306	365,610	760,300	\$182,938,549
19-Sep	9,065	190,507	\$59,409,980	305,152	583,913	\$120,054,843	314,217	774,420	\$179,464,823
12-Sep	9,979	194,164	\$103,889,223	266,224	535,987	\$214,517,339	276,203	730,151	\$318,406,562
05-Sep	11,343	200,184	\$155,523,392	172,651	496,484	\$224,716,816	183,994	696,668	\$380,240,208
29-Aug	11,705	202,716	\$192,766,690	116,084	508,331	\$184,829,330	127,789	711,047	\$377,596,020
22-Aug	12,487	205,978	\$166,230,065	72,613	432,857	\$967,647,777	85,100	638,835	\$1,133,877,842
15-Aug	12,775	211,212	\$53,039,298	36,396	364,042	\$63,136,474	49,171	575,254	\$116,175,772
08-Aug	11,655	219,459	\$60,127,164	34,655	383,301	\$82,127,862	46,310	602,760	\$142,255,026
01-Aug	15,561	232,497	\$174,158,664	52,293 ¹⁰	442,309 ¹⁰	\$220,733,326	67,854	674,806	\$394,891,990
25-Jul	19,063	230,822	\$173,262,418	266,674	2,578,141	\$701,443,493	285,737	2,808,963	\$874,705,911
18-Jul	21,441	229,352	\$172,940,103	248,997	2,768,800	\$655,466,233	270,438	2,998,152	\$828,406,336
11-Jul	28,695	227,419	\$173,193,377	230,151	2,642,647	\$548,421,791	258,846	2,870,066	\$721,615,168
04-Jul	25,774	216,603	\$164,897,882	184,098	2,270,171	\$557,595,809	209,872	2,486,774	\$722,493,691
27-Jun	26,328	217,505	\$167,091,360	156,038	1,983,603	\$596,542,165	182,366	2,201,108	\$763,633,525
20-Jun	25,886	217,934	\$168,435,389	188,924	2,322,335	\$751,801,756	214,810	2,540,269	\$920,237,145
13-Jun	22,419	209,529	\$165,237,573	118,331	1,416,134	\$505,473,204	140,750	1,625,663	\$670,710,777
06-Jun	24,367	210,605	\$287,176,521	96,398	963,225	\$461,587,866	120,765	1,173,830	\$748,764,387
30-May	22,012	209,944	\$158,634,241	59,075	738,839	\$270,560,850	81,087	948,783	\$429,195,091
23-May	26,868	217,968	\$160,134,125	62,317	631,412	\$157,183,238	89,185	849,380	\$317,317,363
16-May	31,957	230,566	\$163,220,942	71,797	165,444 ⁷	\$355,870,044	103,754	396,010	\$519,090,986
09-May	31,570	228,806	\$160,020,425	0	0	\$0	31,570	228,806	\$160,020,425
02-May	43,023	218,760	\$146,614,972	0	0	\$0	43,023	218,760	\$146,614,972
25-Apr	52,581	196,401	\$128,536,776	0	0	\$0	52,581	196,401	\$128,536,776
18-Apr	72,457	170,262	\$108,459,407	0	0	\$0	72,457	170,262	\$108,459,407
11-Apr	98,431	120,592	\$73,395,181	0	0	\$0	98,431	120,592	\$73,395,181
04-Apr	132,428	62,597	\$5,541,828	0	0	\$0	132,428	62,597	\$5,541,828
28-Mar	88,940	26,387	\$3,239,139	0	0	\$0	88,940	26,387	\$3,239,139
21-Mar	29,348	18,108	\$3,038,707	0	0	\$0	29,348	18,108	\$3,038,707
14-Mar	3,844	17,595	\$3,032,811	0	0	\$0	3,844	17,595	\$3,032,811
07-Mar	3,357	17,593	\$3,076,698	0	0	\$0	3,357	17,593	\$3,076,698
Grand Total	1,042,840	6,848,301	\$4,138,211,743	4,339,905	27,429,755	\$8,585,754,637	5,382,745	34,278,056	\$12,723,966,380



Year Over Year Comparison			
	2020	2021	Change
Average Weekly Initial Claims	3,132	7,992	4,860
Average Weekly Continued Claims	17,991	71,901	53,910
Average Unduplicated Claimants Paid	12,382	123,013	110,631
Average Weekly Benefits Paid (\$)	\$3,232,749	\$106,948,962	\$103,716,213



Weekly Unduplicated Claimants Paid				
	UI	PUA	PEUC	EB
09-Jan	56,705	79,767	58,020	8,288
02-Jan	52,107	82,523	61,479	8,038
26-Dec	56,043	79,430	49,911	7,376
19-Dec	59,526	73,385	50,701	7,402
12-Dec	62,041	92,985	50,135	6,669
05-Dec	66,144	205,968	49,427	5,917
28-Nov	65,458	210,031	47,808	5,220
21-Nov	71,767	238,200	47,369	4,635
14-Nov	76,144	220,101	45,705	4,011
07-Nov	82,569	237,998	43,543	3,442
31-Oct	88,792	267,230	39,793	2,957
24-Oct	97,387	207,324	36,008	2,527
17-Oct	108,157	303,133	30,821	2,092
10-Oct	121,900	237,567	25,771	1,791
03-Oct	138,234	356,592	19,292	1,374
26-Sep	150,597	364,680	15,922	1,012
19-Sep	165,960	338,261	14,811	721
12-Sep	165,331	286,215	14,508	378
05-Sep	178,563	248,345	13,517	217
29-Aug	165,406	215,087	11,758	168
22-Aug	174,928	269,440	10,452	133
15-Aug	168,381	170,367	8,995	98
08-Aug	178,623	184,623	8,013	72
01-Aug	187,966	188,247	7,349	48
25-Jul	189,929	254,894	6,598	20
18-Jul	191,209	242,181	5,869	5
11-Jul	189,020	193,082	5,229	0
04-Jul	183,839	184,054	4,694	0
27-Jun	184,428	180,909	3,970	0
20-Jun	186,596	219,723	2,705	0
13-Jun	186,250	182,245	115	0
06-Jun	202,241	151,498	0	0
30-May	165,254	88,653	0	0
23-May	168,430	50,687	0	0
16-May	174,945	165,444	0	0
09-May	172,375	0	0	0
02-May	161,058	0	0	0
25-Apr	141,866	0	0	0
18-Apr	118,836	0	0	0
11-Apr	84,400	0	0	0
04-Apr	22,177	0	0	0
28-Mar	12,683	0	0	0
21-Mar	11,929	0	0	0
14-Mar	11,812	0	0	0
07-Mar	11,864	0	0	0



New Weekly Claimants Paid			
	UI	PUA	Total
09-Jan	3,371	1,183	4,554
02-Jan	2,568	678	3,246
26-Dec	2,704	794	3,498
19-Dec	3,008	1,034	4,042
12-Dec	2,810	2,106	4,916
05-Dec	3,326	4,262	7,588
28-Nov	2,851	10,411	13,262
21-Nov	2,862	18,896	21,758
14-Nov	2,789	32,232	35,021
07-Nov	2,798	36,809	39,607
31-Oct	2,733	70,050	72,783
24-Oct	2,685	38,169	40,854
17-Oct	2,806	106,978	109,784
10-Oct	2,780	40,493	43,273
03-Oct	2,701	74,519	77,220
26-Sep	2,334	93,880	96,214
19-Sep	7,044	83,594	90,638
12-Sep	2,922	58,641	61,563
05-Sep	15,205	38,587	53,792
29-Aug	3,572	20,819	24,391
22-Aug	12,557	84,121	96,678
15-Aug	4,039	10,538	14,577
08-Aug	4,384	13,464	17,848
01-Aug	4,922	14,556	19,478
25-Jul	6,272	92,205	98,477
18-Jul	7,190	63,836	71,026
11-Jul	7,722	70,605	78,327
04-Jul	6,238	88,766	95,004
27-Jun	7,957	49,891	57,848
20-Jun	8,170	79,913	88,083
13-Jun	8,660	63,131	71,791
06-Jun	44,523	47,816	92,339
30-May	13,446	28,358	41,804
23-May	13,018	33,382	46,400
16-May	16,101	165,444	181,545
09-May	18,566	0	18,566
02-May	24,767	0	24,767
25-Apr	29,964	0	29,964
18-Apr	42,146	0	42,146
11-Apr	63,605	0	63,605
04-Apr	10,359	0	10,359
28-Mar	1,866	0	1,866
21-Mar	1,807	0	1,807
14-Mar	11,780	0	11,780

1. Data may be duplicative of PUA and regular UI claims as individuals PUA eligible may have applied for regular UI prior to the PUA portal going live.
 2. This benefit paid amount is inclusive of state and federally financed programs. Regular UI is financed by the UI trust fund, whereas FPUC and PUA are 100% federally financed.
 3. Continued claims represent weekly filings and are not unique individuals (individuals are counted for each week claimed).
 4. Due to retroactive eligibility, benefits paid may be for more than one week.
 5. It is possible that some claimants were eligible for PUA, after exhausting their UI benefits and before PEUC became available through the CARES Act.
 6. Year-to-date comparison of weekly averages.
 7. Prior to the deployment of the PUA portal, the Department determined 165,444 individuals utilized the PUA portal based on the information provided in their initial Unemployment Insurance claim. The portal began accepting initial claims on 5/12/20 and weekly certifications on 5/17/2020.
 8. Unduplicated count of UI claimants is inclusive of data since the beginning of the pandemic, while unduplicated count of PUA claimants paid is inclusive of data from program inception to date.
 9. Numbers are based on current system figures. Data is subject to change as final numbers are provided to Department of Labor.
 10. Significant declines in initial and continued PUA claims are largely attributable to a change DES initiated within the PUA portal to deter fraudulent activity.
 11. Total includes all benefits disbursed since March 7th including PUA, UI, FPUC, LWAP, EB, PEUC, and STC.
 12. Call center average calls handled includes calls to DHS and Valor call centers.