



DEPARTMENT OF ECONOMIC SECURITY
Your Partner For A Stronger Arizona

Katie Hobbs
Governor

Angie Rodgers
Director

July 17, 2023

To: Area Agencies on Aging
From: Rebecca Clayton *RC*
DES Deputy Assistant Director
Division of Aging and Adult Services
Subject: State Fiscal Year (SFY) 2024 Allocations

The following ALERTS are attached:

<u>ALERTS</u>	<u>FUND SOURCE/TYPE</u>
ALERT SFY-24-7A	Additional Senior Medicare Patrol Allocations for SFY 2024
ALERT SFY-24-9C	Additional ARPA Title Allocations for SFY 2024
ALERT SFY-24-12	Technical Assistance - Home Delivered Meals Scope of Work Update

The ALERTS are subject to change as additional information is received by the Division pertaining to the funding sources identified.

ALERTS are available on the Division website using the link:

<https://www.azdes.gov/daas/alerts>

A SFY 2024 contract operating budget is due to the Division of Aging and Adult Services, Finance and Business Operations Administration by close of business August 17, 2023.

The Area Agencies on Aging may begin spending against these additional lines of funding immediately. However, DAAS cannot reimburse those expenses until an executed contract amendment is on file.

Should you have any questions regarding the attached ALERTS, please contact your assigned Contract Specialist.

cc: Molly McCarthy, Jonathan Lucke, Rana Simms, Karina Renderos, Nathanael Hudson, Matt LeCrone, Catherine Chavez, Lindsey Bankhead, Lisa Pollock, Lita Nelson, DAAS FSA Team, DAAS file

Division of Aging and Adult Services
ALERT

SFY-24-7A

**State Health Insurance Assistance Program (SHIP)
Senior Medicare Patrol (SMP) for SFY-2024**

Senior Medicare Patrol (SMP)

The Division of Aging and Adult Services (DAAS), through the Senior Medicare Patrol (SMP) Project – Empowering Seniors to Prevent Health Care Fraud, has applied for a new five-year grant from Administration for Community Living (ACL) for the term June 1, 2023 through May 31, 2028. The contractual funds are in the amount of \$381,832, in addition to those received via a No Cost Extension (NCE) of SFY23 funds in the amount of \$225,152 from the previous fiscal year 2023.

All SMP program grant requirements remain in effect and apply on the NCE funds.

The goal for the SMP project is to empower Medicare beneficiaries to prevent health care fraud, error and abuse through outreach, counseling, and education.

Objectives for this grant term are focused on the following project activities:

- Foster statewide program coverage through outreach and education activities, with an emphasis on isolated areas and hard-to-reach populations.
- Assist Medicare beneficiaries, their families, and caregivers with identifying, reporting, and resolving incidents of Medicare fraud, error and abuse utilizing the ACL and Centers for Medicare and Medicaid Services (CMS) protocols and the SMP Information and Reporting System (SIRS).
- All beneficiary interactions must be entered into SIRS by the end of the following month from which the activity occurred in accordance with grant requirements.
- Increase organizational capacity for virtual outreach and interaction to Medicare beneficiaries, their families, and caregivers.
- Conduct specialized recruitment of dual-language volunteers to assist with targeted outreach to non-English speaking populations in the State.
- All informational or advertising products developed using SMP funding must include the following disclaimer on the first page of all documents and webpages produced all or in part with ACL funding.

**This project was supported, in part by grant number [90MMPG0022], from the
U.S. Administration for Community Living, Department of Health, and Human
Services, Washington, DC 20201.**

The following SMP allocations are being made to each Area Agency on Aging based on the Medicare population within each of the regions for the months of July 2023 through May 2024.

Division of Aging and Adult Services
ALERT

SFY-24-7A

**State Health Insurance Assistance Program (SHIP)
Senior Medicare Patrol (SMP) for SFY-2024**

Area Agency on Aging	Funding Allocation for the months of July 2023 through May 2024 (11 months)	Pro-rated SMP Monthly Rate for Period of July 2023 through April 2024	Pro-Rated SMP Monthly Rate for Period May 2024
Area Agency on Aging Region One, Inc.	\$ 297,803	\$ 27,073	\$ 27,073
Pima Council on Aging	\$ 91,632	\$ 8,330	\$ 8,332
Northern Arizona Council of Governments	\$ 57,270	\$ 5,206	\$ 5,210
Western Arizona Council of Governments	\$ 45,816	\$ 4,165	\$ 4,166
Pinal/Gila Council of Governments	\$ 40,089	\$ 3,644	\$ 3,649
SouthEastern Arizona Governments Organization	\$ 22,908	\$ 2,083	\$ 2,078
Inter-Tribal Council of Arizona	\$ 17,181	\$ 1,562	\$ 1,561
Total	\$ 572,699	\$ 52,063	\$ 52,069

SMP funds must be fully expended by May 31, 2024.

Reporting Requirements

The following parameters will be used in the Division of Aging and Adult Services Reporting System (DAARS) for budgeting and reporting purposes associated with this funding:

SOW Service Code	Program Code
SHI-SHIP	SMP-SMP

- Service units should be reported and billed as number of client contacts per billing month.
- Team member activities and “time spent” must also be entered directly into SMP Information and Reporting System (SIRS) in accordance with SIRS Job Aids, as amended.
- Utilize the SIRS Complex Interactions Job Aid, as may be amended to ensure complete and accurate data capture for all SMP Complex Interactions.
- Report monthly by email to the State Coordinator, all SMP activities and provide copies of outreach and educational products produced during each month, no later than the 15th of the following month.

Should you have any questions regarding the allocations, please contact your assigned Contract Specialist.

Division of Aging and Adult Services
ALERT

SFY-24-9C

**COVID
for SFY-2024**

The Division of Aging and Adult Services (DAAS) has received additional allocations from the Administration for Community Living (ACL) for the FFY 2021 American Rescue Plan Act (ARPA) under Title III (Combined) of the Older Americans Act (OAA).

These funds are being distributed as an increase to the one-time allocations distributed initially in September 2021 to assist the Area Agencies on Aging with supporting clients in staying healthy, safe, and independent during the COVID-19 pandemic. Supportive services of the types made available for efforts related to COVID-19 include vaccination outreach, including education, communication, transportation, and other activities to facilitate vaccination of older individuals. Additionally, funds may be used for prevention and mitigation activities related to COVID-19 focused on addressing extended social isolation among older individuals, including activities for investments in technological equipment and solutions or other strategies aimed at alleviating negative health effects of social isolation due to long-term stay-at-home recommendations for older individuals for the duration of the COVID-19 public health emergency.

These additional funds are being allocated based on the OAA funding formula

Area Agency on Aging	Allocation									
	III-B	C1	C1 Admin	C2	III-D	Fed Omb	III-E	III-E admin	Federal Total	Required Match
Area Agency on Aging, Region One Inc.	\$20,977.00	\$6,627.00	\$5,270.00	\$16,440.00	\$0.00	\$0.00	\$5,203.00	\$621.00	\$55,138.00	\$4,554.51
Pima Council on Aging	\$7,234.00	\$2,287.00	\$1,736.00	\$5,673.00	\$0.00	\$0.00	\$1,797.00	\$205.00	\$18,932.00	\$1,540.77
Northern Arizona Council of Governments	\$4,119.00	\$1,299.00	\$819.00	\$3,219.00	\$0.00	\$0.00	\$1,020.00	\$97.00	\$10,573.00	\$813.40
Western Arizona Council of Governments	\$4,209.00	\$1,329.00	\$925.00	\$3,297.00	\$0.00	\$0.00	\$1,044.00	\$110.00	\$10,914.00	\$864.71
Pinal/Gila Council for Senior Citizens	\$3,237.00	\$1,025.00	\$685.00	\$2,544.00	\$0.00	\$0.00	\$804.00	\$81.00	\$8,376.00	\$655.68
SouthEastern Arizona Governments Organization	\$2,168.00	\$687.00	\$422.00	\$1,707.00	\$0.00	\$0.00	\$540.00	\$50.00	\$5,574.00	\$425.69
Navajo Nation	\$2,500.00	\$859.00	\$518.00	\$1,950.00	\$0.00	\$0.00	\$622.00	\$61.00	\$6,510.00	\$505.30
Inter-Tribal Council of Arizona	\$2,040.00	\$645.00	\$478.00	\$1,599.00	\$0.00	\$0.00	\$507.00	\$57.00	\$5,326.00	\$430.33
Total	\$46,484.00	\$14,758.00	\$10,853.00	\$36,429.00	\$0.00	\$0.00	\$11,537.00	\$1,282.00	\$121,343.00	\$9,790.39

For ARPA FAQ's refer to SFY22-9C Attachment A

Additional ARPA funds are allocated for the period of 7/1/2023 through 9/30/2024



Division of Aging and Adult Services
ALERT

SFY-24-9C

**COVID
for SFY-2024**

Reporting Requirements:

The following parameters will be used in the Division of Aging and Adult Services Reporting System (DAARS) for budgeting and reporting purposes associated with this funding:

SOW Service Code	Program Code	Service Detail Code
ADM	HCB	ARP
ADM	FCS	ARP
TSP	HCB	ARP
CMG	HCB	ARP
CMG	FCS	ARP
CNG	HCB	ARP
HDM	HCB	ARP
HED	HCB	ARP
LTC	OMB	ARP
PGD	HCB	ARP
RSP	FCS	ARP
ATT	HCB	ARP
PRC	HCB	ARP
HSK	HCB	ARP

Should you have questions regarding these allocations, please contact your assigned Contract Specialist.

TITLE III FORMULA ALLOCATIONS FOR SFY-2024 - American Rescue Plan (ARP)

2010 census

	ALLOC %	III-B	III-C1	III-C2	III-D	VII OMB.	VII ABUSE	FAMILY CAREGIVER	TOTAL
AVAILABLE FEDERAL		10,295,727	6,709,931	10,062,922	980,391	222,816	0	3,445,895	31,717,682
NAVAJO TRANSFER		67,598	44,055	66,069	6,437	1,463	0	21,288	206,910
TOTAL AVAILABLE		10,363,325	6,753,986	10,128,991	986,828	224,279	0	3,467,183	31,924,592
LESS DAAS OMBUDS		100,000	0	0	0	0	0	0	100,000
LESS STATE ADMIN		0	0	0	0	0	0	0	0
LESS 10% AAA ADMIN		0	2,823,314	0	0	0	0	346,718	3,170,032
LESS NAVAJO TRANSFER		67,598	44,055	66,069	6,437	1,463	0	21,288	206,910
TOTAL FED PROGRAM		10,195,727	3,886,617	10,062,922	980,391	222,816	0	3,099,177	28,447,650
STATE PROGRAM FUNDS		0	0	0	0	0	0	0	0
TOTAL PROGRAM		10,195,727	3,886,617	10,062,922	980,391	222,816	0	3,099,177	28,447,650
LESS PSA BASE PROG		0	0	0	0	0	0	0	0
F2 = 8.5% PROG TOTAL		866,637	330,362	855,348	83,333	18,939	0	263,430	2,418,050
F1 = PROGRAM BALANCE		9,329,090	3,556,255	9,207,574	897,058	203,877	0	2,835,747	26,029,601
AAA ADMIN FED		0	2,823,314	0	0	0	0	346,718	3,170,032
AAA ADMIN STATE		0	0	0	0	0	0	0	0
AAA ADMIN BASE		0	0	0	0	0	0	0	0
AAA ADMIN BALANCE		0	2,823,314	0	0	0	0	346,718	3,170,032

	ALLOC %	III-B	III-C1	III-C2	III-D	VII OMB.	VII ABUSE	FAMILY CAREGIVER	TOTAL
REGION I									
PROGRAM BASE		0	0	0	0	0	0	0	0
F1	48.55%	4,529,657	1,726,709	4,470,656	435,559	98,991	0	1,376,871	12,638,443
F2	11.84%	102,610	39,114	101,274	9,867	2,242	0	31,189	286,296
ADMIN BASE		0	0	0	0	0	0	0	0
ADMIN	48.55%	0	1,370,836	0	0	0	0	168,345	1,539,181
ONE-TIME		0	0	0	0	0	0	0	0
TOTAL		4,632,267	3,136,659	4,571,930	445,426	101,233	0	1,576,405	14,463,920

REGION II									
PROGRAM BASE		0	0	0	0	0	0	0	0
F1	15.99%	1,491,521	568,569	1,472,093	143,420	32,596	0	453,375	4,161,574
F2	11.77%	102,003	38,884	100,674	9,807	2,229	0	31,006	284,603
ADMIN BASE		0	0	0	0	0	0	0	0
ADMIN	15.99%	0	451,388	0	0	0	0	55,433	506,821
ONE-TIME		0	0	0	0	0	0	0	0
TOTAL		1,593,524	1,058,841	1,572,767	153,227	34,825	0	539,814	4,952,998

REGION III									
PROGRAM BASE		0	0	0	0	0	0	0	0
F1	7.54%	703,859	268,312	694,691	67,681	15,382	0	213,951	1,963,876
F2	24.75%	214,493	81,765	211,699	20,629	4,688	0	65,199	598,473
ADMIN BASE		0	0	0	0	0	0	0	0
ADMIN	7.54%	0	213,013	0	0	0	0	26,159	239,172
ONE-TIME		0	0	0	0	0	0	0	0
TOTAL		918,352	563,090	906,390	88,310	20,070	0	305,309	2,801,521

	ALLOC %	III-B	III-C1	III-C2	III-D	VII OMB.	VII ABUSE	FAMILY CAREGIVER	TOTAL
REGION IV									
PROGRAM BASE		0	0	0	0	0	0	0	0
F1	8.53%	795,656	303,304	785,292	76,508	17,388	0	241,854	2,220,002
F2	15.78%	136,755	52,131	134,974	13,151	2,989	0	41,569	381,569
ADMIN BASE		0	0	0	0	0	0	0	0
ADMIN	8.53%	0	240,793	0	0	0	0	29,571	270,364
ONE-TIME		0	0	0	0	0	0	0	0
TOTAL		932,411	596,228	920,266	89,659	20,377	0	312,994	2,871,935

REGION V									
PROGRAM BASE		0	0	0	0	0	0	0	0
F1	6.31%	588,607	224,377	580,940	56,599	12,863	0	178,917	1,642,303
F2	13.56%	117,516	44,797	115,985	11,296	2,567	0	35,721	327,882
ADMIN BASE		0	0	0	0	0	0	0	0
ADMIN	6.31%	0	178,133	0	0	0	0	21,876	200,009
ONE-TIME		0	0	0	0	0	0	0	0
TOTAL		706,123	447,307	696,925	67,895	15,430	0	236,514	2,170,194

REGION VI									
PROGRAM BASE		0	0	0	0	0	0	0	0
F1	3.89%	363,163	138,438	358,433	34,921	7,937	0	110,390	1,013,282
F2	12.41%	107,550	40,998	106,149	10,338	2,350	0	32,692	300,077
ADMIN BASE		0	0	0	0	0	0	0	0
ADMIN	3.89%	0	109,906	0	0	0	0	13,497	123,403
ONE-TIME		0	0	0	0	0	0	0	0
TOTAL		470,713	289,342	464,582	45,259	10,287	0	156,579	1,436,762

REGION VII									
PROGRAM BASE		0	0	0	0	0	0	0	0
F1	4.78%	446,166	170,078	440,354	42,901	9,750	0	135,622	1,244,871
F2	5.15%	44,632	17,014	44,050	4,295	976	0	13,567	124,534
ADMIN BASE		0	0	0	0	0	0	0	0
ADMIN	4.78%	0	135,025	0	0	0	0	16,582	151,607
ONE-TIME		0	0	0	0	0	0	0	0
SUBTOTAL		490,798	322,117	484,404	47,196	10,726	0	165,771	1,521,012
INTERSTATE TRANSFER		67,598	44,055	66,069	6,437	1,463	0	21,288	206,910
TOTAL		558,396	366,172	550,473	53,633	12,189	0	187,059	1,727,922

REGION VIII									
PROGRAM BASE		0	0	0	0	0	0	0	0
F1	4.40%	410,461	156,468	405,115	39,469	8,970	0	124,767	1,145,250
F2	4.74%	41,078	15,659	40,543	3,950	898	0	12,487	114,615
ADMIN BASE		0	0	0	0	0	0	0	0
ADMIN	4.40%	0	124,220	0	0	0	0	15,255	139,475
ONE-TIME		0	0	0	0	0	0	0	0
TOTAL		451,539	296,347	445,658	43,419	9,868	0	152,509	1,399,340

	ALLOC %	III-B	III-C1	III-C2	III-D	VII OMB.	VII ABUSE	FAMILY CAREGIVER	TOTAL
TOTAL									
PROGRAM BASE		0	0	0	0	0	0	0	0
F1	100.00%	9,329,090	3,556,255	9,207,574	897,058	203,877	0	2,835,747	26,029,601
F2	100.00%	866,637	330,362	855,348	83,333	18,939	0	263,430	2,418,049
ADMIN BASE		0	0	0	0	0	0	0	0
ADMIN	100.00%	0	2,823,314	0	0	0	0	346,718	3,170,032
ONE-TIME		0	0	0	0	0	0	0	0
SUBTOTAL		10,195,727	6,709,931	10,062,922	980,391	222,816	0	3,445,895	31,617,682
INTERSTATE TRANSFER		67,598	44,055	66,069	6,437	1,463	0	21,288	206,910
TOTAL		10,263,325	6,753,986	10,128,991	986,828	224,279	0	3,467,183	31,824,592

ALERT 24-9C ARP
SFY 24-25 PLANNING LEVELS - FEDERAL FUNDING WITH REQUIRED STATE MATCH
FOR AREA AGENCIES ON AGING

Fund Source	I	II	III	IV	V	VI	VII	VIII	TOTAL
III-E CAREGIVER	1,576,405	539,814	305,309	312,994	236,514	156,579	187,059	152,509	3,467,183
Less Admin. (See below)	168,345	55,433	26,159	29,571	21,876	13,497	16,582	15,255	346,718
NO MATCH	Match required only on the Administration dollars for III-E (see below)								0
TOTAL	1,408,060	484,381	279,150	283,423	214,638	143,082	170,477	137,254	3,120,465
TITLE III-C1									
ADMIN	1,370,836	451,388	213,013	240,793	178,133	109,906	135,025	124,220	2,823,314
ADMIN. MATCH	456,945	150,463	71,004	80,264	59,378	36,635	45,008	41,407	941,105
TOTAL	1,827,781	601,851	284,017	321,057	237,511	146,541	180,033	165,627	3,764,419
III-E CAREGIVER									
ADMIN	168,345	55,433	26,159	29,571	21,876	13,497	16,582	15,255	346,718
ADMIN. MATCH	56,115	18,478	8,720	9,857	7,292	4,499	5,527	5,085	115,573
TOTAL	224,460	73,911	34,879	39,428	29,168	17,996	22,109	20,340	462,291
	I	II	III	IV	V	VI	VII	VIII	TOTAL
TOTAL FEDERAL	14,463,920	4,952,998	2,801,521	2,871,935	2,170,194	1,436,762	1,727,922	1,399,340	31,824,592
PROGRAM MATCH	645,301	221,987	127,932	129,890	98,367	65,573	78,825	62,902	1,430,777
ADMIN. MATCH	513,060	168,940	79,724	90,121	66,670	41,134	50,536	46,492	1,056,677
TOTAL FED/STATE	15,622,281	5,343,925	3,009,177	3,091,946	2,335,231	1,543,469	1,857,283	1,508,734	34,312,046

NOTE: MATCH IS NO LONGER REQUIRED ON III-D ALLOCATIONS.

NOTE: Match that has been calculated above, is to come from individual Area Agency ILS budgets.

ALERT 22-9C using 2010 Census

SFY-22 Region	III-B	III-C1	III-C1 Admin	III-C2	III-D	VII	CAREGIVER	CAREGIVER	TOTAL
						OMB.		Admin	
I	4,611,290	1,759,196	1,365,566	4,555,490	445,426	101,233	1,402,857	167,724	14,408,782
II	1,586,290	605,166	449,652	1,567,094	153,227	34,825	482,584	55,228	4,934,066
III	914,233	348,778	212,194	903,171	88,310	20,070	278,130	26,062	2,790,948
IV	928,202	354,106	239,868	916,969	89,659	20,377	282,379	29,461	2,861,021
V	702,886	268,149	177,448	694,381	67,895	15,430	213,834	21,795	2,161,818
VI	468,545	178,749	109,484	462,875	45,259	10,287	142,542	13,447	1,431,188
VII	555,896	230,288	134,507	548,523	53,633	12,189	169,855	16,521	1,721,412
VIII	449,499	171,482	123,742	444,059	43,419	9,868	136,747	15,198	1,394,014
TOTAL	10,216,841	3,915,914	2,812,461	10,092,562	986,828	224,279	3,108,928	345,436	31,703,249

ALERT 24-9C using 2010 Census

SFY-24 Region	III-B	III-C1	III-C1 Admin	III-C2	III-D	VII	CAREGIVER		TOTAL
						OMB.	CAREGIVER	Admin	
I	4,632,267	1,765,823	1,370,836	4,571,930	445,426	101,233	1,408,060	168,345	14,463,920
II	1,593,524	607,453	451,388	1,572,767	153,227	34,825	484,381	55,433	4,952,998
III	918,352	350,077	213,013	906,390	88,310	20,070	279,150	26,159	2,801,521
IV	932,411	355,435	240,793	920,266	89,659	20,377	283,423	29,571	2,871,935
V	706,123	269,174	178,133	696,925	67,895	15,430	214,638	21,876	2,170,194
VI	470,713	179,436	109,906	464,582	45,259	10,287	143,082	13,497	1,436,762
VII	558,396	231,147	135,025	550,473	53,633	12,189	170,477	16,582	1,727,922
VIII	451,539	172,127	124,220	445,658	43,419	9,868	137,254	15,255	1,399,340
TOTAL	10,263,325	3,930,672	2,823,314	10,128,991	986,828	224,279	3,120,465	346,718	31,824,592

Difference

Region	III-B	III-C1	III-C1 Admin	III-C2	III-D	VII	CAREGIVER		TOTAL
						OMB.	CAREGIVER	Admin	
I	20,977	6,627	5,270	16,440	0	0	5,203	621	55,138
II	7,234	2,287	1,736	5,673	0	0	1,797	205	18,932
III	4,119	1,299	819	3,219	0	0	1,020	97	10,573
IV	4,209	1,329	925	3,297	0	0	1,044	110	10,914
V	3,237	1,025	685	2,544	0	0	804	81	8,376
VI	2,168	687	422	1,707	0	0	540	50	5,574
VII	2,500	859	518	1,950	0	0	622	61	6,510
VIII	2,040	645	478	1,599	0	0	507	57	5,326
TOTAL	46,484	14,758	10,853	36,429	0	0	11,537	1,282	121,343

ALERT 22-9C

SFY-22 Region	PLANNING TOTAL	% of State
I	14,408,782	45.45%
II	4,934,066	15.56%
III	2,790,948	8.80%
IV	2,861,021	9.02%
V	2,161,818	6.82%
VI	1,431,188	4.51%
VII	1,721,412	5.43%
VIII	1,394,014	4.40%
TOTAL	31,703,249	100.00%

ALERT 24-9C

SFY-24 Region	PLANNING TOTAL	% of State
I	14,463,920	45.62%
II	4,952,998	15.62%
III	2,801,521	8.84%
IV	2,871,935	9.06%
V	2,170,194	6.85%
VI	1,436,762	4.53%
VII	1,727,922	5.45%
VIII	1,399,340	4.41%
TOTAL	31,824,592	100.00%

Difference

SFY-24 Region	PLANNING TOTAL	% change
I	55,138	0.17%
II	18,932	0.06%
III	10,573	0.03%
IV	10,914	0.03%
V	8,376	0.03%
VI	5,574	0.02%
VII	6,510	0.02%
VIII	5,326	0.02%
TOTAL	121,343	

DIVISION OF AGING & ADULT SERVICES

CONTRACT OBLIGATION FOR SFY 2024

REGION 1	5/19/2023	INCREASE	REVISED	FEDERAL	TOTAL	TOTAL	TOTAL	Match
	SUBTOTAL	(DECREASE)	SUBTOTAL	CARRYOVER				
	SFY2024	SFY2024	SFY2024	SFY2024	SFY2024	SFY2024	SFY2024	Requirement
	ALERTS	ALERTS	ALERTS	WITH 2023 MATCH	ALERTS	Federal	State	%
1. OAA ADMIN. III C-1	\$1,650,894.00		\$1,650,894.00	\$0.00	\$1,650,894.00	\$1,238,170.00	\$412,724.00	25.00%
2. OAA ADMIN. III-E	\$278,539.00		\$278,539.00	\$0.00	\$278,539.00	\$208,904.00	\$69,635.00	25.00%
3. SSBG ADMIN.	\$287,872.00		\$287,872.00	\$0.00	\$287,872.00	\$287,872.00	\$0.00	
4. TITLE III-B	\$4,118,596.00		\$4,118,596.00	\$0.00	\$4,118,596.00	\$3,889,783.00	\$228,813.00	5.56%
5. TITLE III-C1	\$3,505,716.00		\$3,505,716.00	\$0.00	\$3,505,716.00	\$3,310,952.00	\$194,764.00	5.56%
6. TITLE III-C2	\$4,316,499.00		\$4,316,499.00	\$0.00	\$4,316,499.00	\$4,076,692.00	\$239,807.00	5.56%
7. TITLE III-D	\$266,333.00		\$266,333.00	\$0.00	\$266,333.00	\$266,333.00	\$0.00	
8. TITLE III-E CAREGIVER	\$1,746,346.00		\$1,746,346.00	\$0.00	\$1,746,346.00	\$1,746,346.00	\$0.00	
9. NSIP	\$588,167.00		\$588,167.00	\$0.00	\$588,167.00	\$588,167.00	\$0.00	
10. TITLE VII ELDER ABUSE	\$21,911.00		\$21,911.00	\$0.00	\$21,911.00	\$21,911.00	\$0.00	
11. TITLE VII FED. OMB	\$216,198.00		\$216,198.00	\$0.00	\$216,198.00	\$216,198.00	\$0.00	
12. STATE IND. LIVING SUPPORTS*	\$1,914,308.70	-\$4,554.52	\$1,909,754.18	\$0.00	\$1,909,754.18	\$0.00	\$1,909,754.18	
13. STATE OMBUDSMAN	\$395,301.00		\$395,301.00	\$0.00	\$395,301.00	\$0.00	\$395,301.00	
14. STATE OMB. VISITATION	\$662,815.00		\$662,815.00	\$0.00	\$662,815.00	\$0.00	\$662,815.00	
15. STATE RESPITE	\$251,137.00		\$251,137.00	\$0.00	\$251,137.00	\$0.00	\$251,137.00	
16. STATE DIRECT CARE WORKER	\$887,923.00		\$887,923.00	\$0.00	\$887,923.00	\$0.00	\$887,923.00	
17. S.H.I.P.	\$332,101.00		\$332,101.00	\$0.00	\$332,101.00	\$332,101.00	\$0.00	
18. SENIOR MEDICARE PATROL	\$199,898.00	\$97,905.00	\$297,803.00	\$0.00	\$297,803.00	\$297,803.00	\$0.00	
19. SSBG - HCB WAIT LIST	\$1,318,919.00		\$1,318,919.00	\$0.00	\$1,318,919.00	\$1,318,919.00	\$0.00	
20. SSBG - SERVICES	\$3,767,760.00		\$3,767,760.00	\$0.00	\$3,767,760.00	\$3,767,760.00	\$0.00	
21. MIPPA SHIP	\$21,255.00		\$21,255.00	\$0.00	\$21,255.00	\$21,255.00	\$0.00	
22. MIPPA AAA	\$18,220.00		\$18,220.00	\$0.00	\$18,220.00	\$18,220.00	\$0.00	
23. MIPPA ADRC	\$8,141.00		\$8,141.00	\$0.00	\$8,141.00	\$8,141.00	\$0.00	
24. ARPA III-B*		\$22,210.95	\$22,210.95	\$430,819.40	\$453,030.35	\$427,861.80	\$25,168.55	5.56%
25. ARPA III-C1		\$7,016.83	\$7,016.83	\$777,408.40	\$784,425.23	\$740,845.70	\$43,579.53	5.56%
26. ARPA III-C1 ADMIN		\$7,026.67	\$7,026.67	\$0.00	\$7,026.67	\$5,270.00	\$1,756.67	25.00%
27. ARPA III-C2		\$17,407.07	\$17,407.07	\$0.00	\$17,407.07	\$16,440.00	\$967.07	5.56%
28. ARPA III-D*			\$0.00	\$125,000.00	\$125,000.00	\$125,000.00	\$0.00	
29. ARPA III-E		\$5,203.00	\$5,203.00	\$0.00	\$5,203.00	\$5,203.00	\$0.00	
30. ARPA III-E ADMIN.		\$828.00	\$828.00	\$0.00	\$828.00	\$621.00	\$207.00	25.00%
31. ARPA VII FED OMB.			\$0.00	\$101,233.00	\$101,233.00	\$101,233.00	\$0.00	
32. PUBLIC HEALTH WORKFORCE			\$0.00	\$0.00	\$0.00	\$0.00	\$0.00	
33. ACCESS VACCINE			\$0.00	\$0.00	\$0.00	\$0.00	\$0.00	
TOTAL	\$26,774,849.70	\$153,043.00	\$26,927,892.70	\$1,434,460.80	\$28,362,353.50	\$23,038,001.50	\$5,324,352.00	

*additional carryforward approved on June 6, 2023

DIVISION OF AGING & ADULT SERVICES

CONTRACT OBLIGATION FOR SFY 2024

	5/19/2023 SUBTOTAL SFY2024	INCREASE (DECREASE) SFY2024	REVISED SUBTOTAL SFY2024	FEDERAL CARRYOVER SFY2024 WITH 2023 MATCH	TOTAL SFY2024 ALERTS	TOTAL SFY2024 Federal	TOTAL SFY2024 State	Match Requirement %
REGION 2	ALERTS	ALERTS	ALERTS					
1. OAA ADMIN. III C-1	\$597,262.00		\$597,262.00	\$0.00	\$597,262.00	\$447,946.00	\$149,316.00	25.00%
2. OAA ADMIN. III-E	\$91,718.00		\$91,718.00	\$0.00	\$91,718.00	\$68,788.00	\$22,930.00	25.00%
3. SSBG ADMIN.	\$207,585.00		\$207,585.00	\$0.00	\$207,585.00	\$207,585.00	\$0.00	
4. TITLE III-B	\$1,433,264.00		\$1,433,264.00	\$0.00	\$1,433,264.00	\$1,353,638.00	\$79,626.00	5.56%
5. TITLE III-C1	\$1,223,905.00		\$1,223,905.00	\$0.00	\$1,223,905.00	\$1,155,910.00	\$67,995.00	5.56%
6. TITLE III-C2	\$1,488,242.00		\$1,488,242.00	\$0.00	\$1,488,242.00	\$1,405,561.00	\$82,681.00	5.56%
7. TITLE III-D	\$91,619.00		\$91,619.00	\$0.00	\$91,619.00	\$91,619.00	\$0.00	
8. TITLE III-E CAREGIVER	\$600,745.00		\$600,745.00	\$0.00	\$600,745.00	\$600,745.00	\$0.00	
9. NSIP	\$383,484.00		\$383,484.00	\$0.00	\$383,484.00	\$383,484.00	\$0.00	
10. TITLE VII ELDER ABUSE	\$7,536.00		\$7,536.00	\$0.00	\$7,536.00	\$7,536.00	\$0.00	
11. TITLE VII FED. OMB	\$74,372.00		\$74,372.00	\$0.00	\$74,372.00	\$74,372.00	\$0.00	
12. STATE IND. LIVING SUPPORTS	\$802,451.65	-\$1,540.77	\$800,910.88	\$0.00	\$800,910.88	\$0.00	\$800,910.88	
13. STATE OMBUDSMAN	\$197,057.00		\$197,057.00	\$0.00	\$197,057.00	\$0.00	\$197,057.00	
14. STATE OMB. VISITATION	\$138,943.00		\$138,943.00	\$0.00	\$138,943.00	\$0.00	\$138,943.00	
15. STATE RESPITE	\$86,849.00		\$86,849.00	\$0.00	\$86,849.00	\$0.00	\$86,849.00	
16. STATE DIRECT CARE WORKER	\$309,143.00		\$309,143.00	\$0.00	\$309,143.00	\$0.00	\$309,143.00	
17. S.H.I.P.	\$106,525.00		\$106,525.00	\$0.00	\$106,525.00	\$106,525.00	\$0.00	
18. SENIOR MEDICARE PATROL	\$60,346.00	\$31,286.00	\$91,632.00	\$0.00	\$91,632.00	\$91,632.00	\$0.00	
19. SSBG - HCB WAIT LIST	\$979,730.00		\$979,730.00	\$0.00	\$979,730.00	\$979,730.00	\$0.00	
20. SSBG - SERVICES	\$1,868,269.00		\$1,868,269.00	\$0.00	\$1,868,269.00	\$1,868,269.00	\$0.00	
21. MIPPA SHIP	\$6,542.00		\$6,542.00	\$0.00	\$6,542.00	\$6,542.00	\$0.00	
22. MIPPA AAA	\$5,605.00		\$5,605.00	\$0.00	\$5,605.00	\$5,605.00	\$0.00	
23. MIPPA ADRC	\$2,506.00		\$2,506.00	\$0.00	\$2,506.00	\$2,506.00	\$0.00	
24. ARPA III-B		\$7,659.53	\$7,659.53	\$998,000.74	\$1,005,660.27	\$949,789.81	\$55,870.46	5.56%
25. ARPA III-C1		\$2,421.53	\$2,421.53	\$429,311.85	\$431,733.38	\$407,748.00	\$23,985.38	5.56%
26. ARPA III-C1 ADMIN		\$2,314.67	\$2,314.67	\$401,689.33	\$404,004.00	\$303,003.00	\$101,001.00	25.00%
27. ARPA III-C2		\$6,006.71	\$6,006.71	\$350,257.56	\$356,264.27	\$336,471.65	\$19,792.62	5.56%
28. ARPA III-D			\$0.00	\$61,532.25	\$61,532.25	\$61,532.25	\$0.00	
29. ARPA III-E		\$1,797.00	\$1,797.00	\$182,052.00	\$183,849.00	\$183,849.00	\$0.00	
30. ARPA III-E ADMIN.		\$273.34	\$273.34	\$49,337.33	\$49,610.67	\$37,208.01	\$12,402.66	25.00%
31. ARPA VII FED OMB.			\$0.00	\$23,333.00	\$23,333.00	\$23,333.00	\$0.00	
32. PUBLIC HEALTH WORKFORCE			\$0.00	\$0.00	\$0.00	\$0.00	\$0.00	
33. ACCESS VACCINE			\$0.00	\$0.00	\$0.00	\$0.00	\$0.00	
TOTAL	\$10,763,698.65	\$50,218.01	\$10,813,916.66	\$2,495,514.06	\$13,309,430.72	\$11,160,927.72	\$2,148,503.00	

DIVISION OF AGING & ADULT SERVICES

CONTRACT OBLIGATION FOR SFY 2024

	5/19/2023 SUBTOTAL SFY2024 ALERTS	INCREASE (DECREASE) SFY2024 ALERTS	REVISED SUBTOTAL SFY2024 ALERTS	FEDERAL CARRYOVER SFY2024 WITH 2023 MATCH	TOTAL SFY2024 ALERTS	TOTAL SFY2024 Federal	TOTAL SFY2024 State	Match Requirement %
REGION 3								
1. OAA ADMIN. III C-1	\$324,100.00		\$324,100.00	\$0.00	\$324,100.00	\$243,075.00	\$81,025.00	25.00%
2. OAA ADMIN. III-E	\$43,282.00		\$43,282.00	\$0.00	\$43,282.00	\$32,461.00	\$10,821.00	25.00%
3. SSBG ADMIN.	\$80,060.00		\$80,060.00	\$0.00	\$80,060.00	\$80,060.00	\$0.00	
4. TITLE III-B	\$838,902.00		\$838,902.00	\$0.00	\$838,902.00	\$792,296.00	\$46,606.00	5.56%
5. TITLE III-C1	\$719,390.00		\$719,390.00	\$0.00	\$719,390.00	\$679,424.00	\$39,966.00	5.56%
6. TITLE III-C2	\$860,351.00		\$860,351.00	\$0.00	\$860,351.00	\$812,553.00	\$47,798.00	5.56%
7. TITLE III-D	\$52,802.00		\$52,802.00	\$0.00	\$52,802.00	\$52,802.00	\$0.00	
8. TITLE III-E CAREGIVER	\$346,230.00		\$346,230.00	\$0.00	\$346,230.00	\$346,230.00	\$0.00	
9. NSIP	\$164,797.00		\$164,797.00	\$0.00	\$164,797.00	\$164,797.00	\$0.00	
10. TITLE VII ELDER ABUSE	\$4,345.00		\$4,345.00	\$0.00	\$4,345.00	\$4,345.00	\$0.00	
11. TITLE VII FED. OMB	\$42,864.00		\$42,864.00	\$0.00	\$42,864.00	\$42,864.00	\$0.00	
12. STATE IND. LIVING SUPPORTS	\$325,371.68	-\$813.40	\$324,558.28	\$0.00	\$324,558.28	\$0.00	\$324,558.28	
13. STATE OMBUDSMAN	\$46,376.00		\$46,376.00	\$0.00	\$46,376.00	\$0.00	\$46,376.00	
14. STATE OMB. VISITATION	\$65,624.00		\$65,624.00	\$0.00	\$65,624.00	\$0.00	\$65,624.00	
15. STATE RESPITE	\$34,204.00		\$34,204.00	\$0.00	\$34,204.00	\$0.00	\$34,204.00	
16. STATE DIRECT CARE WORKER	\$178,855.00		\$178,855.00	\$0.00	\$178,855.00	\$0.00	\$178,855.00	
17. S.H.I.P.	\$68,928.00		\$68,928.00	\$0.00	\$68,928.00	\$68,928.00	\$0.00	
18. SENIOR MEDICARE PATROL	\$37,718.00	\$19,552.00	\$57,270.00	\$0.00	\$57,270.00	\$57,270.00	\$0.00	
19. SSBG - HCB WAIT LIST	\$475,676.00		\$475,676.00	\$0.00	\$475,676.00	\$475,676.00	\$0.00	
20. SSBG - SERVICES	\$720,538.00		\$720,538.00	\$0.00	\$720,538.00	\$720,538.00	\$0.00	
21. MIPPA SHIP	\$4,502.00		\$4,502.00	\$0.00	\$4,502.00	\$4,502.00	\$0.00	
22. MIPPA AAA	\$3,857.00		\$3,857.00	\$0.00	\$3,857.00	\$3,857.00	\$0.00	
23. MIPPA ADRC	\$1,724.00		\$1,724.00	\$0.00	\$1,724.00	\$1,724.00	\$0.00	
24. ARPA III-B		\$4,361.29	\$4,361.29	\$479,166.58	\$483,527.87	\$456,664.99	\$26,862.88	5.56%
25. ARPA III-C1		\$1,375.41	\$1,375.41	\$302,496.50	\$303,871.91	\$286,990.00	\$16,881.91	5.56%
26. ARPA III-C1 ADMIN		\$1,092.01	\$1,092.01	\$26,594.67	\$27,686.68	\$20,765.01	\$6,921.67	25.00%
27. ARPA III-C2		\$3,408.35	\$3,408.35	\$412,950.90	\$416,359.25	\$393,228.00	\$23,131.25	5.56%
28. ARPA III-D			\$0.00	\$56,792.00	\$56,792.00	\$56,792.00	\$0.00	
29. ARPA III-E		\$1,020.00	\$1,020.00	\$104,815.00	\$105,835.00	\$105,835.00	\$0.00	
30. ARPA III-E ADMIN.		\$129.34	\$129.34	\$13,770.67	\$13,900.01	\$10,425.01	\$3,475.00	25.00%
31. ARPA VII FED OMB.			\$0.00	\$12,070.00	\$12,070.00	\$12,070.00	\$0.00	
32. PUBLIC HEALTH WORKFORCE			\$0.00	\$81,000.00	\$81,000.00	\$81,000.00	\$0.00	
33. ACCESS VACCINE			\$0.00	\$24,867.00	\$24,867.00	\$24,867.00	\$0.00	
TOTAL	\$5,440,496.68	\$30,125.00	\$5,470,621.68	\$1,514,523.32	\$6,985,145.00	\$6,032,039.00	\$953,106.00	

DIVISION OF AGING & ADULT SERVICES

CONTRACT OBLIGATION FOR SFY 2024

	5/19/2023 SUBTOTAL SFY2024	INCREASE (DECREASE) SFY2024	REVISED SUBTOTAL SFY2024	FEDERAL CARRYOVER SFY2024 WITH 2023 MATCH	TOTAL SFY2024 ALERTS	TOTAL SFY2024 Federal	TOTAL SFY2024 State	Match Requirement %
REGION 4	ALERTS	ALERTS	ALERTS					
1. OAA ADMIN. III C-1	\$355,935.00		\$355,935.00	\$0.00	\$355,935.00	\$266,951.00	\$88,984.00	25.00%
2. OAA ADMIN. III-E	\$48,927.00		\$48,927.00	\$0.00	\$48,927.00	\$36,695.00	\$12,232.00	25.00%
3. SSBG ADMIN.	\$84,383.00		\$84,383.00	\$0.00	\$84,383.00	\$84,383.00	\$0.00	
4. TITLE III-B	\$849,762.00		\$849,762.00	\$0.00	\$849,762.00	\$802,553.00	\$47,209.00	5.56%
5. TITLE III-C1	\$728,251.00		\$728,251.00	\$0.00	\$728,251.00	\$687,792.00	\$40,459.00	5.56%
6. TITLE III-C2	\$873,097.00		\$873,097.00	\$0.00	\$873,097.00	\$824,591.00	\$48,506.00	5.56%
7. TITLE III-D	\$53,610.00		\$53,610.00	\$0.00	\$53,610.00	\$53,610.00	\$0.00	
8. TITLE III-E CAREGIVER	\$351,520.00		\$351,520.00	\$0.00	\$351,520.00	\$351,520.00	\$0.00	
9. NSIP	\$208,617.00		\$208,617.00	\$0.00	\$208,617.00	\$208,617.00	\$0.00	
10. TITLE VII ELDER ABUSE	\$4,411.00		\$4,411.00	\$0.00	\$4,411.00	\$4,411.00	\$0.00	
11. TITLE VII FED. OMB	\$43,517.00		\$43,517.00	\$0.00	\$43,517.00	\$43,517.00	\$0.00	
12. STATE IND. LIVING SUPPORTS	\$249,822.98	-\$864.70	\$248,958.28	\$0.00	\$248,958.28	\$0.00	\$248,958.28	
13. STATE OMBUDSMAN	\$43,095.00		\$43,095.00	\$0.00	\$43,095.00	\$0.00	\$43,095.00	
14. STATE OMB. VISITATION	\$68,905.00		\$68,905.00	\$0.00	\$68,905.00	\$0.00	\$68,905.00	
15. STATE RESPITE	\$34,743.00		\$34,743.00	\$0.00	\$34,743.00	\$0.00	\$34,743.00	
16. STATE DIRECT CARE WORKER	\$182,702.00		\$182,702.00	\$0.00	\$182,702.00	\$0.00	\$182,702.00	
17. S.H.I.P.	\$50,128.00		\$50,128.00	\$0.00	\$50,128.00	\$50,128.00	\$0.00	
18. SENIOR MEDICARE PATROL	\$30,173.00	\$15,643.00	\$45,816.00	\$0.00	\$45,816.00	\$45,816.00	\$0.00	
19. SSBG - HCB WAIT LIST	\$405,405.00		\$405,405.00	\$0.00	\$405,405.00	\$405,405.00	\$0.00	
20. SSBG - SERVICES	\$759,444.00		\$759,444.00	\$0.00	\$759,444.00	\$759,444.00	\$0.00	
21. MIPPA SHIP	\$3,276.00		\$3,276.00	\$0.00	\$3,276.00	\$3,276.00	\$0.00	
22. MIPPA AAA	\$2,802.00		\$2,802.00	\$0.00	\$2,802.00	\$2,802.00	\$0.00	
23. MIPPA ADRC	\$1,258.00		\$1,258.00	\$0.00	\$1,258.00	\$1,258.00	\$0.00	
24. ARPA III-B		\$4,456.59	\$4,456.59	\$439,141.73	\$443,598.32	\$418,953.77	\$24,644.55	5.56%
25. ARPA III-C1		\$1,407.18	\$1,407.18	\$182,078.87	\$183,486.05	\$173,292.30	\$10,193.75	5.56%
26. ARPA III-C1 ADMIN		\$1,233.34	\$1,233.34	\$169,216.00	\$170,449.34	\$127,837.02	\$42,612.33	25.00%
27. ARPA III-C2		\$3,490.94	\$3,490.94	\$615,279.87	\$618,770.81	\$584,394.38	\$34,376.43	5.56%
28. ARPA III-D			\$0.00	\$89,659.00	\$89,659.00	\$89,659.00	\$0.00	
29. ARPA III-E		\$1,044.00	\$1,044.00	\$127,892.33	\$128,936.33	\$128,936.33	\$0.00	
30. ARPA III-E ADMIN.		\$146.67	\$146.67	\$26,188.00	\$26,334.67	\$19,751.00	\$6,583.67	25.00%
31. ARPA VII FED OMB.			\$0.00	\$20,377.00	\$20,377.00	\$20,377.00	\$0.00	
32. PUBLIC HEALTH WORKFORCE		\$45,000.00	\$45,000.00	\$0.00	\$45,000.00	\$45,000.00	\$0.00	
33. ACCESS VACCINE			\$0.00	\$0.00	\$0.00	\$0.00	\$0.00	
TOTAL	\$5,433,783.98	\$71,557.02	\$5,505,341.00	\$1,669,832.80	\$7,175,173.80	\$6,240,969.80	\$934,204.00	

DIVISION OF AGING & ADULT SERVICES

CONTRACT OBLIGATION FOR SFY 2024

	5/19/2023 SUBTOTAL SFY2024 ALERTS	INCREASE (DECREASE) SFY2024 ALERTS	REVISED SUBTOTAL SFY2024 ALERTS	FEDERAL CARRYOVER SFY2024 WITH 2023 MATCH	TOTAL SFY2024 ALERTS	TOTAL SFY2024 Federal	TOTAL SFY2024 State	Match Requirement %
REGION 5								
1. OAA ADMIN. III C-1	\$284,130.00		\$284,130.00	\$0.00	\$284,130.00	\$213,097.00	\$71,033.00	25.00%
2. OAA ADMIN. III-E	\$36,195.00		\$36,195.00	\$0.00	\$36,195.00	\$27,146.00	\$9,049.00	25.00%
3. SSBG ADMIN.	\$60,079.00		\$60,079.00	\$0.00	\$60,079.00	\$60,079.00	\$0.00	
4. TITLE III-B	\$649,366.00		\$649,366.00	\$0.00	\$649,366.00	\$613,290.00	\$36,076.00	5.56%
5. TITLE III-C1	\$557,876.00		\$557,876.00	\$0.00	\$557,876.00	\$526,883.00	\$30,993.00	5.56%
6. TITLE III-C2	\$662,358.00		\$662,358.00	\$0.00	\$662,358.00	\$625,560.00	\$36,798.00	5.56%
7. TITLE III-D	\$40,596.00		\$40,596.00	\$0.00	\$40,596.00	\$40,596.00	\$0.00	
8. TITLE III-E CAREGIVER	\$266,191.00		\$266,191.00	\$0.00	\$266,191.00	\$266,191.00	\$0.00	
9. NSIP	\$119,910.00		\$119,910.00	\$0.00	\$119,910.00	\$119,910.00	\$0.00	
10. TITLE VII ELDER ABUSE	\$3,340.00		\$3,340.00	\$0.00	\$3,340.00	\$3,340.00	\$0.00	
11. TITLE VII FED. OMB	\$32,955.00		\$32,955.00	\$0.00	\$32,955.00	\$32,955.00	\$0.00	
12. STATE IND. LIVING SUPPORTS	\$281,122.91	-\$655.68	\$280,467.23	\$0.00	\$280,467.23	\$0.00	\$280,467.23	
13. STATE OMBUDSMAN	\$37,080.00		\$37,080.00	\$0.00	\$37,080.00	\$0.00	\$37,080.00	
14. STATE OMB. VISITATION	\$18,920.00		\$18,920.00	\$0.00	\$18,920.00	\$0.00	\$18,920.00	
15. STATE RESPITE	\$22,695.00		\$22,695.00	\$0.00	\$22,695.00	\$0.00	\$22,695.00	
16. STATE DIRECT CARE WORKER	\$139,883.00		\$139,883.00	\$0.00	\$139,883.00	\$0.00	\$139,883.00	
17. S.H.I.P.	\$43,861.00		\$43,861.00	\$0.00	\$43,861.00	\$43,861.00	\$0.00	
18. SENIOR MEDICARE PATROL	\$26,402.00	\$13,687.00	\$40,089.00	\$0.00	\$40,089.00	\$40,089.00	\$0.00	
19. SSBG - HCB WAIT LIST	\$385,135.00		\$385,135.00	\$0.00	\$385,135.00	\$385,135.00	\$0.00	
20. SSBG - SERVICES	\$540,707.00		\$540,707.00	\$0.00	\$540,707.00	\$540,707.00	\$0.00	
21. MIPPA SHIP	\$2,864.00		\$2,864.00	\$0.00	\$2,864.00	\$2,864.00	\$0.00	
22. MIPPA AAA	\$2,461.00		\$2,461.00	\$0.00	\$2,461.00	\$2,461.00	\$0.00	
23. MIPPA ADRC	\$1,100.00		\$1,100.00	\$0.00	\$1,100.00	\$1,100.00	\$0.00	
24. ARPA III-B		\$3,427.41	\$3,427.41	\$72,926.50	\$76,353.91	\$72,112.00	\$4,241.91	5.56%
25. ARPA III-C1		\$1,085.30	\$1,085.30	\$76,029.92	\$77,115.22	\$72,831.01	\$4,284.21	5.56%
26. ARPA III-C1 ADMIN		\$913.34	\$913.34	\$97,453.33	\$98,366.67	\$73,775.01	\$24,591.66	25.00%
27. ARPA III-C2		\$2,693.65	\$2,693.65	\$148,553.01	\$151,246.66	\$142,844.00	\$8,402.66	5.56%
28. ARPA III-D			\$0.00	\$22,750.00	\$22,750.00	\$22,750.00	\$0.00	
29. ARPA III-E		\$804.00	\$804.00	\$106,812.00	\$107,616.00	\$107,616.00	\$0.00	
30. ARPA III-E ADMIN.		\$108.00	\$108.00	\$14,405.33	\$14,513.33	\$10,885.00	\$3,628.33	25.00%
31. ARPA VII FED OMB.			\$0.00	\$7,715.00	\$7,715.00	\$7,715.00	\$0.00	
32. PUBLIC HEALTH WORKFORCE			\$0.00	\$20,000.00	\$20,000.00	\$20,000.00	\$0.00	
33. ACCESS VACCINE			\$0.00	\$0.00	\$0.00	\$0.00	\$0.00	
TOTAL	\$4,215,226.91	\$22,063.02	\$4,237,289.93	\$566,645.09	\$4,803,935.02	\$4,075,792.02	\$728,143.00	

DIVISION OF AGING & ADULT SERVICES

CONTRACT OBLIGATION FOR SFY 2024

	5/19/2023 SUBTOTAL SFY2024 ALERTS	INCREASE (DECREASE) SFY2024 ALERTS	REVISED SUBTOTAL SFY2024 ALERTS	FEDERAL CARRYOVER SFY2024 WITH 2023 MATCH	TOTAL SFY2024 ALERTS	TOTAL SFY2024 Federal	TOTAL SFY2024 State	Match Requirement %
1. OAA ADMIN. III C-1	\$205,946.00		\$205,946.00	\$0.00	\$205,946.00	\$154,459.00	\$51,487.00	25.00%
2. OAA ADMIN. III-E	\$22,332.00		\$22,332.00	\$0.00	\$22,332.00	\$16,749.00	\$5,583.00	25.00%
3. SSBG ADMIN.	\$67,684.00		\$67,684.00	\$0.00	\$67,684.00	\$67,684.00	\$0.00	
4. TITLE III-B	\$441,142.00		\$441,142.00	\$0.00	\$441,142.00	\$416,634.00	\$24,508.00	5.56%
5. TITLE III-C1	\$380,895.00		\$380,895.00	\$0.00	\$380,895.00	\$359,734.00	\$21,161.00	5.56%
6. TITLE III-C2	\$443,217.00		\$443,217.00	\$0.00	\$443,217.00	\$418,594.00	\$24,623.00	5.56%
7. TITLE III-D	\$27,061.00		\$27,061.00	\$0.00	\$27,061.00	\$27,061.00	\$0.00	
8. TITLE III-E CAREGIVER	\$177,443.00		\$177,443.00	\$0.00	\$177,443.00	\$177,443.00	\$0.00	
9. NSIP	\$107,038.00		\$107,038.00	\$0.00	\$107,038.00	\$107,038.00	\$0.00	
10. TITLE VII ELDER ABUSE	\$2,227.00		\$2,227.00	\$0.00	\$2,227.00	\$2,227.00	\$0.00	
11. TITLE VII FED. OMB	\$21,968.00		\$21,968.00	\$0.00	\$21,968.00	\$21,968.00	\$0.00	
12. STATE IND. LIVING SUPPORTS	\$339,212.33	-\$425.69	\$338,786.64	\$0.00	\$338,786.64	\$0.00	\$338,786.64	
13. STATE OMBUDSMAN	\$35,207.00		\$35,207.00	\$0.00	\$35,207.00	\$0.00	\$35,207.00	
14. STATE OMB. VISITATION	\$20,793.00		\$20,793.00	\$0.00	\$20,793.00	\$0.00	\$20,793.00	
15. STATE RESPITE	\$19,628.00		\$19,628.00	\$0.00	\$19,628.00	\$0.00	\$19,628.00	
16. STATE DIRECT CARE WORKER	\$95,195.00		\$95,195.00	\$0.00	\$95,195.00	\$0.00	\$95,195.00	
17. S.H.I.P.	\$25,063.00		\$25,063.00	\$0.00	\$25,063.00	\$25,063.00	\$0.00	
18. SENIOR MEDICARE PATROL	\$15,087.00	\$7,821.00	\$22,908.00	\$0.00	\$22,908.00	\$22,908.00	\$0.00	
19. SSBG - HCB WAIT LIST	\$235,135.00		\$235,135.00	\$0.00	\$235,135.00	\$235,135.00	\$0.00	
20. SSBG - SERVICES	\$609,154.00		\$609,154.00	\$0.00	\$609,154.00	\$609,154.00	\$0.00	
21. MIPPA SHIP	\$1,638.00		\$1,638.00	\$0.00	\$1,638.00	\$1,638.00	\$0.00	
22. MIPPA AAA	\$1,406.00		\$1,406.00	\$0.00	\$1,406.00	\$1,406.00	\$0.00	
23. MIPPA ADRC	\$634.00		\$634.00	\$0.00	\$634.00	\$634.00	\$0.00	
24. ARPA III-B		\$2,295.53	\$2,295.53	\$0.00	\$2,295.53	\$2,168.00	\$127.53	5.56%
25. ARPA III-C1		\$727.41	\$727.41	\$0.00	\$727.41	\$687.00	\$40.41	5.56%
26. ARPA III-C1 ADMIN		\$562.67	\$562.67	\$38,666.67	\$39,229.34	\$29,422.01	\$9,807.34	25.00%
27. ARPA III-C2		\$1,807.41	\$1,807.41	\$0.00	\$1,807.41	\$1,707.00	\$100.41	5.56%
28. ARPA III-D			\$0.00	\$0.00	\$0.00	\$0.00	\$0.00	
29. ARPA III-E		\$540.00	\$540.00	\$15,000.00	\$15,540.00	\$15,540.00	\$0.00	
30. ARPA III-E ADMIN.		\$66.67	\$66.67	\$0.00	\$66.67	\$50.00	\$16.67	25.00%
31. ARPA VII FED OMB.			\$0.00	\$0.00	\$0.00	\$0.00	\$0.00	
32. PUBLIC HEALTH WORKFORCE			\$0.00	\$32,020.08	\$32,020.08	\$32,020.08	\$0.00	
33. ACCESS VACCINE			\$0.00	\$0.00	\$0.00	\$0.00	\$0.00	
TOTAL	\$3,295,105.33	\$13,395.00	\$3,308,500.33	\$85,686.75	\$3,394,187.08	\$2,747,123.08	\$647,064.00	

DIVISION OF AGING & ADULT SERVICES

CONTRACT OBLIGATION FOR SFY 2024

REGION 7	5/19/2023	INCREASE	REVISED	FEDERAL	TOTAL	TOTAL	TOTAL	Match
	SUBTOTAL	(DECREASE)	SUBTOTAL	CARRYOVER				
	SFY2024	SFY2024	SFY2024	SFY2024	SFY2024	SFY2024	SFY2024	Requirement
	ALERTS	ALERTS	ALERTS	WITH 2023 MATCH	ALERTS	Federal	State	%
1. OAA ADMIN. III C-1	\$234,732.00		\$234,732.00	\$0.00	\$234,732.00	\$176,049.00	\$58,683.00	25.00%
2. OAA ADMIN. III-E	\$27,436.00		\$27,436.00	\$0.00	\$27,436.00	\$20,577.00	\$6,859.00	25.00%
3. SSBG ADMIN.	\$3,148.00		\$3,148.00	\$0.00	\$3,148.00	\$3,148.00	\$0.00	
4. TITLE III-B	\$518,685.00		\$518,685.00	\$0.00	\$518,685.00	\$489,869.00	\$28,816.00	5.56%
5. TITLE III-C1	\$473,058.00		\$473,058.00	\$0.00	\$473,058.00	\$446,777.00	\$26,281.00	5.56%
6. TITLE III-C2	\$506,442.00		\$506,442.00	\$0.00	\$506,442.00	\$478,306.00	\$28,136.00	5.56%
7. TITLE III-D	\$31,860.00		\$31,860.00	\$0.00	\$31,860.00	\$31,860.00	\$0.00	
8. TITLE III-E CAREGIVER	\$213,546.00		\$213,546.00	\$0.00	\$213,546.00	\$213,546.00	\$0.00	
9. NSIP	\$219,249.00		\$219,249.00	\$0.00	\$219,249.00	\$219,249.00	\$0.00	
10. TITLE VII ELDER ABUSE	\$2,919.00		\$2,919.00	\$0.00	\$2,919.00	\$2,919.00	\$0.00	
11. TITLE VII FED. OMB	\$25,842.00		\$25,842.00	\$0.00	\$25,842.00	\$25,842.00	\$0.00	
12. STATE IND. LIVING SUPPORTS	\$10,239.80	-\$505.29	\$9,734.51	\$0.00	\$9,734.51	\$0.00	\$9,734.51	
13. STATE OMBUDSMAN	\$30,000.00		\$30,000.00	\$0.00	\$30,000.00	\$0.00	\$30,000.00	
14. STATE OMB. VISITATION	\$12,000.00		\$12,000.00	\$0.00	\$12,000.00	\$0.00	\$12,000.00	
15. STATE RESPITE	\$6,372.00		\$6,372.00	\$0.00	\$6,372.00	\$0.00	\$6,372.00	
16. STATE DIRECT CARE WORKER	\$113,745.00		\$113,745.00	\$0.00	\$113,745.00	\$0.00	\$113,745.00	
17. S.H.I.P.	\$0.00		\$0.00	\$0.00	\$0.00	\$0.00	\$0.00	
18. SENIOR MEDICARE PATROL	\$0.00		\$0.00	\$0.00	\$0.00	\$0.00	\$0.00	
19. SSBG - HCB WAIT LIST	\$0.00		\$0.00	\$0.00	\$0.00	\$0.00	\$0.00	
20. SSBG - SERVICES	\$28,329.00		\$28,329.00	\$0.00	\$28,329.00	\$28,329.00	\$0.00	
21. MIPPA SHIP	\$0.00		\$0.00	\$0.00	\$0.00	\$0.00	\$0.00	
22. MIPPA AAA	\$0.00		\$0.00	\$0.00	\$0.00	\$0.00	\$0.00	
23. MIPPA ADRC	\$0.00		\$0.00	\$0.00	\$0.00	\$0.00	\$0.00	
24. ARPA III-B		\$2,647.06	\$2,647.06	\$101,169.40	\$103,816.46	\$98,048.83	\$5,767.63	5.56%
25. ARPA III-C1		\$909.53	\$909.53	\$89,254.73	\$90,164.26	\$85,155.09	\$5,009.17	5.56%
26. ARPA III-C1 ADMIN		\$690.67	\$690.67	\$47,850.72	\$48,541.39	\$36,406.04	\$12,135.35	25.00%
27. ARPA III-C2		\$2,064.71	\$2,064.71	\$159,376.24	\$161,440.95	\$152,471.93	\$8,969.02	5.56%
28. ARPA III-D			\$0.00	\$0.00	\$0.00	\$0.00	\$0.00	
29. ARPA III-E		\$622.00	\$622.00	\$0.00	\$622.00	\$622.00	\$0.00	
30. ARPA III-E ADMIN.		\$81.34	\$81.34	\$0.00	\$81.34	\$61.02	\$20.33	25.00%
31. ARPA VII FED OMB.			\$0.00	\$0.00	\$0.00	\$0.00	\$0.00	
32. PUBLIC HEALTH WORKFORCE			\$0.00	\$0.00	\$0.00	\$0.00	\$0.00	
33. ACCESS VACCINE			\$0.00	\$0.00	\$0.00	\$0.00	\$0.00	
TOTAL	\$2,457,602.80	\$6,510.02	\$2,464,112.82	\$397,651.09	\$2,861,763.91	\$2,509,235.91	\$352,528.00	

DIVISION OF AGING & ADULT SERVICES

CONTRACT OBLIGATION FOR SFY 2024

	5/19/2023 SUBTOTAL SFY2024 ALERTS	INCREASE (DECREASE) SFY2024 ALERTS	REVISED SUBTOTAL SFY2024 ALERTS	FEDERAL CARRYOVER SFY2024 WITH 2023 MATCH	TOTAL SFY2024 ALERTS	TOTAL SFY2024 Federal	TOTAL SFY2024 State	Match Requirement %
REGION 8								
1. OAA ADMIN. III C-1	\$222,348.00		\$222,348.00	\$0.00	\$222,348.00	\$166,761.00	\$55,587.00	25.00%
2. OAA ADMIN. III-E	\$25,240.00		\$25,240.00	\$0.00	\$25,240.00	\$18,930.00	\$6,310.00	25.00%
3. SSBG ADMIN.	\$3,391.00		\$3,391.00	\$0.00	\$3,391.00	\$3,391.00	\$0.00	
4. TITLE III-B	\$422,919.00		\$422,919.00	\$0.00	\$422,919.00	\$399,423.00	\$23,496.00	5.56%
5. TITLE III-C1	\$365,096.00		\$365,096.00	\$0.00	\$365,096.00	\$344,813.00	\$20,283.00	5.56%
6. TITLE III-C2	\$425,141.00		\$425,141.00	\$0.00	\$425,141.00	\$401,522.00	\$23,619.00	5.56%
7. TITLE III-D	\$25,961.00		\$25,961.00	\$0.00	\$25,961.00	\$25,961.00	\$0.00	
8. TITLE III-E CAREGIVER	\$170,230.00		\$170,230.00	\$0.00	\$170,230.00	\$170,230.00	\$0.00	
9. NSIP	\$84,108.00		\$84,108.00	\$0.00	\$84,108.00	\$84,108.00	\$0.00	
10. TITLE VII ELDER ABUSE	\$2,135.00		\$2,135.00	\$0.00	\$2,135.00	\$2,135.00	\$0.00	
11. TITLE VII FED. OMB	\$21,073.00		\$21,073.00	\$0.00	\$21,073.00	\$21,073.00	\$0.00	
12. STATE IND. LIVING SUPPORTS	\$27,698.46	-\$430.33	\$27,268.13	\$0.00	\$27,268.13	\$0.00	\$27,268.13	
13. STATE OMBUDSMAN	\$30,000.00		\$30,000.00	\$0.00	\$30,000.00	\$0.00	\$30,000.00	
14. STATE OMB. VISITATION	\$12,000.00		\$12,000.00	\$0.00	\$12,000.00	\$0.00	\$12,000.00	
15. STATE RESPITE	\$6,372.00		\$6,372.00	\$0.00	\$6,372.00	\$0.00	\$6,372.00	
16. STATE DIRECT CARE WORKER	\$92,554.00		\$92,554.00	\$0.00	\$92,554.00	\$0.00	\$92,554.00	
17. S.H.I.P.	\$19,380.00		\$19,380.00	\$0.00	\$19,380.00	\$19,380.00	\$0.00	
18. SENIOR MEDICARE PATROL	\$7,544.00	\$9,637.00	\$17,181.00	\$0.00	\$17,181.00	\$17,181.00	\$0.00	
19. SSBG - HCB WAIT LIST	\$0.00		\$0.00	\$0.00	\$0.00	\$0.00	\$0.00	
20. SSBG - SERVICES	\$30,523.00		\$30,523.00	\$0.00	\$30,523.00	\$30,523.00	\$0.00	
21. MIPPA SHIP	\$824.00		\$824.00	\$0.00	\$824.00	\$824.00	\$0.00	
22. MIPPA AAA	\$703.00		\$703.00	\$0.00	\$703.00	\$703.00	\$0.00	
23. MIPPA ADRC	\$317.00		\$317.00	\$0.00	\$317.00	\$317.00	\$0.00	
24. ARPA III-B		\$2,160.00	\$2,160.00	\$0.00	\$2,160.00	\$2,040.00	\$120.00	5.56%
25. ARPA III-C1		\$682.94	\$682.94	\$0.00	\$682.94	\$645.00	\$37.94	5.56%
26. ARPA III-C1 ADMIN		\$637.34	\$637.34	\$133,333.33	\$133,970.67	\$100,478.01	\$33,492.66	25.00%
27. ARPA III-C2		\$1,693.06	\$1,693.06	\$317,647.21	\$319,340.27	\$301,599.00	\$17,741.27	5.56%
28. ARPA III-D			\$0.00	\$0.00	\$0.00	\$0.00	\$0.00	
29. ARPA III-E		\$507.00	\$507.00	\$0.00	\$507.00	\$507.00	\$0.00	
30. ARPA III-E ADMIN.		\$76.00	\$76.00	\$0.00	\$76.00	\$57.00	\$19.00	25.00%
31. ARPA VII FED OMB.			\$0.00	\$0.00	\$0.00	\$0.00	\$0.00	
32. PUBLIC HEALTH WORKFORCE			\$0.00	\$89,839.00	\$89,839.00	\$89,839.00	\$0.00	
33. ACCESS VACCINE			\$0.00	\$0.00	\$0.00	\$0.00	\$0.00	
TOTAL	\$1,995,557.46	\$14,963.01	\$2,010,520.47	\$540,819.54	\$2,551,340.01	\$2,202,440.01	\$348,900.00	

DIVISION OF AGING & ADULT SERVICES

CONTRACT OBLIGATION FOR SFY 2024


	5/19/2023 SUBTOTAL SFY2024 ALERTS	INCREASE (DECREASE) SFY2024 ALERTS	REVISED SUBTOTAL SFY2024 ALERTS	2023 FEDERAL CARRYOVER WITH 2024 MATCH	TOTAL SFY2024 ALERTS	TOTAL SFY2024 Federal	TOTAL SFY2024 State	Match Requirement %
STATE TOTAL								
1. OAA ADMIN. III C-1	\$3,875,347.00		\$3,875,347.00	\$0.00	\$3,875,347.00	\$2,906,508.00	\$968,839.00	25.00%
2. OAA ADMIN. III-E	\$573,669.00		\$573,669.00	\$0.00	\$573,669.00	\$430,250.00	\$143,419.00	25.00%
3. SSBG ADMIN.	\$794,202.00		\$794,202.00	\$0.00	\$794,202.00	\$794,202.00	\$0.00	
4. TITLE III-B	\$9,272,636.00		\$9,272,636.00	\$0.00	\$9,272,636.00	\$8,757,486.00	\$515,150.00	5.56%
5. TITLE III-C1	\$7,954,187.00		\$7,954,187.00	\$0.00	\$7,954,187.00	\$7,512,285.00	\$441,902.00	5.56%
6. TITLE III-C2	\$9,575,347.00		\$9,575,347.00	\$0.00	\$9,575,347.00	\$9,043,379.00	\$531,968.00	5.56%
7. TITLE III-D	\$589,842.00		\$589,842.00	\$0.00	\$589,842.00	\$589,842.00	\$0.00	
8. TITLE III-E CAREGIVER	\$3,872,251.00		\$3,872,251.00	\$0.00	\$3,872,251.00	\$3,872,251.00	\$0.00	
9. NSIP	\$1,875,370.00		\$1,875,370.00	\$0.00	\$1,875,370.00	\$1,875,370.00	\$0.00	
10. TITLE VII ELDER ABUSE	\$48,824.00		\$48,824.00	\$0.00	\$48,824.00	\$48,824.00	\$0.00	
11. TITLE VII FED. OMB	\$478,789.00		\$478,789.00	\$0.00	\$478,789.00	\$478,789.00	\$0.00	
12. STATE IND. LIVING SUPPORTS	\$3,950,228.51	-\$9,790.37	\$3,940,438.14	\$0.00	\$3,940,438.14	\$0.00	\$3,940,438.14	
13. STATE OMBUDSMAN	\$814,116.00		\$814,116.00	\$0.00	\$814,116.00	\$0.00	\$814,116.00	
14. STATE OMB. VISITATION	\$1,000,000.00		\$1,000,000.00	\$0.00	\$1,000,000.00	\$0.00	\$1,000,000.00	
15. STATE RESPITE	\$462,000.00		\$462,000.00	\$0.00	\$462,000.00	\$0.00	\$462,000.00	
16. STATE DIRECT CARE WORKER	\$2,000,000.00		\$2,000,000.00	\$0.00	\$2,000,000.00	\$0.00	\$2,000,000.00	
17. S.H.I.P.	\$645,986.00		\$645,986.00	\$0.00	\$645,986.00	\$645,986.00	\$0.00	
18. SENIOR MEDICARE PATROL	\$377,168.00	\$195,531.00	\$572,699.00	\$0.00	\$572,699.00	\$572,699.00	\$0.00	
19. SSBG - HCB WAIT LIST	\$3,800,000.00		\$3,800,000.00	\$0.00	\$3,800,000.00	\$3,800,000.00	\$0.00	
20. SSBG - SERVICES	\$8,324,724.00		\$8,324,724.00	\$0.00	\$8,324,724.00	\$8,324,724.00	\$0.00	
21. MIPPA SHIP	\$40,901.00		\$40,901.00	\$0.00	\$40,901.00	\$40,901.00	\$0.00	
22. MIPPA AAA	\$35,054.00		\$35,054.00	\$0.00	\$35,054.00	\$35,054.00	\$0.00	
23. MIPPA ADRC	\$15,680.00		\$15,680.00	\$0.00	\$15,680.00	\$15,680.00	\$0.00	
24. ARPA III-B		\$49,218.36	\$49,218.36	\$2,521,224.35	\$2,570,442.71	\$2,427,639.19	\$142,803.52	5.56%
25. ARPA III-C1		\$15,626.13	\$15,626.13	\$1,856,580.27	\$1,872,206.40	\$1,768,194.10	\$104,012.30	5.56%
26. ARPA III-C1 ADMIN		\$14,470.71	\$14,470.71	\$914,804.05	\$929,274.76	\$696,956.10	\$232,318.66	25.00%
27. ARPA III-C2		\$38,571.90	\$38,571.90	\$2,004,064.79	\$2,042,636.69	\$1,929,155.96	\$113,480.73	5.56%
28. ARPA III-D		\$0.00	\$0.00	\$355,733.25	\$355,733.25	\$355,733.25	\$0.00	
29. ARPA III-E		\$11,537.00	\$11,537.00	\$536,571.33	\$548,108.33	\$548,108.33	\$0.00	
30. ARPA III-E ADMIN.		\$1,709.36	\$1,709.36	\$103,701.33	\$105,410.69	\$79,058.04	\$26,352.65	25.00%
31. ARPA VII FED OMB.		\$0.00	\$0.00	\$164,728.00	\$164,728.00	\$164,728.00	\$0.00	
32. PUBLIC HEALTH WORKFORCE		\$45,000.00	\$45,000.00	\$222,859.08	\$267,859.08	\$267,859.08	\$0.00	
33. ACCESS VACCINE		\$0.00	\$0.00	\$24,867.00	\$24,867.00	\$24,867.00	\$0.00	
TOTAL	\$60,376,321.51	\$361,874.09	\$60,738,195.60	\$8,705,133.45	\$69,443,329.05	\$58,006,529.05	\$11,436,800.00	

DIVISION OF AGING & ADULT SERVICES

CONTRACT OBLIGATION FOR SFY 2024

	5/19/2023	INCREASE	REVISED	2023			
	SUBTOTAL	(DECREASE)	SUBTOTAL	FEDERAL	TOTAL	TOTAL	TOTAL
	SFY2024	SFY2024	SFY2024	CARRYOVER	SFY2024	SFY2024	SFY2024
STATE TOTAL	ALERTS	ALERTS	ALERTS	WITH 2024 MATCH	ALERTS	Federal	State
OLDER AMERICANS ACT	\$36,240,892.00		\$36,240,892.00	\$0.00	\$36,240,892.00	\$33,639,614.00	\$2,601,278.00
STATE (ILS, RSP, OMB, DCW)	\$8,226,344.51	-\$9,790.37	\$8,216,554.14	\$0.00	\$8,216,554.14	\$0.00	\$8,216,554.14
SSBG	\$9,118,926.00		\$9,118,926.00	\$0.00	\$9,118,926.00	\$9,118,926.00	\$0.00
SSBG - HCB WAIT LIST	\$3,800,000.00		\$3,800,000.00	\$0.00	\$3,800,000.00	\$3,800,000.00	\$0.00
S.H.I.P./SENIOR PATROL	\$1,023,154.00	\$195,531.00	\$1,218,685.00	\$0.00	\$1,218,685.00	\$1,218,685.00	\$0.00
NSIP	\$1,875,370.00		\$1,875,370.00	\$0.00	\$1,875,370.00	\$1,875,370.00	\$0.00
MIPPA	\$91,635.00		\$91,635.00	\$0.00	\$91,635.00	\$91,635.00	\$0.00
ARPA		\$131,133.46	\$131,133.46	\$8,457,407.37	\$8,588,540.83	\$7,969,572.97	\$618,967.86
PUBLIC HEALTH WORKFORCE		\$45,000.00	\$45,000.00	\$222,859.08	\$267,859.08	\$267,859.08	\$0.00
ACCESS VACCINE			\$0.00	\$24,867.00	\$24,867.00	\$24,867.00	\$0.00
TOTAL	\$60,376,321.51	\$361,874.09	\$60,738,195.60	\$8,705,133.45	\$69,443,329.05	\$58,006,529.05	\$11,436,800.00

1. ALERT 24-1A	TITLE III/VI PLANNING LEVELS FOR SFY 2024	3/29/2023
2. ALERT 24-2/2A	SSBG ALLOCATION FOR SFY 2024 / SSBG WAITLIST ALLOCATION FOR SFY2024	3/29/2023
3. ALERT 24-3/3A/3B	STATE ALLOCATIONS FOR SFY 2024 / STATE DCW ALLOCATION FOR SFY 2024 / STATE OMB. VISITATION	3/29/2023
4. ALERT 24-6	NSIP ALLOCATIONS FOR SFY 2024	3/29/2023
5. ALERT 24-7A	SENIOR PATROL ADDITIONAL ALLOCATIONS FOR SFY 2024	5/19/2023
6. ALERT 24-9C	EXPANDING PUBLIC HEALTH WORKFORCE FOR SFY 2024 / Increased ARPA Title Funding	5/19/2023
7. ALERT 24-11	MIPPA 2 MO. ALLOCATIONS FOR FY 2024	3/29/2023

Scope of Work	
Contract No.:	
Description: Area Agencies on Aging (AAA)	

22.0 HOME DELIVERED MEALS

22.1 Purpose Statement

22.1.1 The service helps increase the nutrient intake of older adults at nutrition risk and allow them to remain independent in their homes.

22.2 Service Description

22.2.1 Taxonomy Definition – A service that provides for a nutritious meal containing at least one-third (1/3) of the Recommended Dietary Allowance for an individual, delivered to his/her place of residence.

22.2.2 Home Delivered Meals is a case-managed service.

22.2.3 Provide older adults, in their home or place of residence, with nutritious meals that meet one-third (1/3) of the Dietary Reference Intakes.

22.2.4 Provide resources and options, when available, that allow older adults to remain independent in their homes and communities.

22.2.5 A “wellness check” is conducted at the time of the meal delivery to evaluate the general health and well-being of the meal recipient.

22.2.6 The service also provides for the opportunity for socialization.

22.2.7 Eligibility Requirements - The Contractor shall provide services to individuals that meet the eligibility requirements described in Chapter 3000, of the Division of Aging and Adult Services (DAAS) Policy and Procedure Manual, as may be amended.

22.3 Service Requirements – The Contractor shall provide:

22.3.1 Menu Planning

1. Develop cycle menus to be used on a semi-annual basis (every six (6) months). A cycle menu is a six (6) or more week menu that will be rotated throughout the period.
2. Maintain menus for audit inspection for at least one (1) year after the meals have been served. Menus shall also be kept for at least one (1) year at the meal preparation site and the location from where the meal was delivered.


22.3.2 Utilize a mechanism to solicit the advice and expertise of:

1. Registered Dietitian (R.D.), Nutritionist, Dietetic Technician Registered (DTR), or Certified Dietary Manager (CDM)
2. Meal participants; and
3. Other individuals knowledgeable of the needs of older individuals as stated in DAAS Policy and Procedure Manual, Chapter 3000.

22.3.3 Compose menus in English as well as the dominant language or languages of the participant group for each site.

22.3.4 Incorporate ethnic and cultural preferences of participants when planning menus.

1. Plan menus that reduce the frequent use of foods high in sugar, salt, and saturated fats.
2. Plan menus considering the availability of foods during seasons when they are most plentiful.
3. Plan, prepare, provide and serve meals in accordance with the ADES, DAAS “Nutrition, Food Service, and Wellness Manual as amended.
4. Require that each meal contains at least one-third (1/3) of the current Dietary Reference Intakes for nutrients as may be amended, as established by the Food and Nutrition Board of the National Academy of Science – National Research Council.
 - a) Each meal must contain a specified number of calories as defined in DAAS policies and procedures;
 - b) Plan the menu with a majority (2 80%) as hot meals; and
 - c) Cold meals may be planned, such as once a week during the summer, to add variety to the menu such as chef salad, sub sandwich or deli plate.

Scope of Work	
Contract No.:	
Description: Area Agencies on Aging (AAA)	

5. Submit menus per the DAAS Policy and Procedures Manual, as may be amended on an ADES or contractor's standardized menu form and secure the approval of a Registered Dietitian (R.D.), Nutritionist, Dietetic Technician Registered (DTR), or Certified Dietary Manager (CDM) prior to using the menu.
 - d) The R.D., Nutritionist, DTR, or CDM shall verify menu by computerized nutritional analysis of at least one (1) meal per week of the menu cycle and adherence to menu requirements in the ADES, DAAS "Nutrition, Food Service, and Wellness Manual" and as may be amended.
6. Annually review food service expenditures in order to further cost-effective management.
7. Develop and implement an emergency plan to be used when the meal cannot be prepared or becomes unsuitable for consumption. This includes a one-day emergency menu with supplies on hand for implementation.

22.3.5


Meal Preparation and Service

1. Provide a nutritious home delivered meal at least once a day, five (5) days a week except in rural areas where such frequency is not feasible, and as approved by the DAAS.
 - a) Prepare or arrange for preparation and service of meals and adhere to approved menus as written:
 - i. Substitutions shall be made when ingredient is unavailable. Shall be selected from the same food group, for example, one-half (1/2) cup carrots for one-half (1/2) cup green beans;
 - ii. Substitution menus for holidays and special occasions must meet menu requirements as listed in 17.3.1; and
 - iii. All substitutions shall be documented on the approved menu for site review.
 - b) Purchase and receive food contributions only from an approved source, such as grocery stores and food vendors. The following shall not be used: cans which are bulging, dented, leaking, rusty, or which spurt liquid when opened; food with an off-odor; food which shows signs of mold; food prepared or canned in the home.
 - c) Prepare and deliver meals in compliance with all local, county, state, and federal regulations and requirements for food service.
 - d) Prepare and serve meals for persons needing diabetic or sodium-restricted diets, etc. (when appropriate and feasible) with written approval from the individual's physician, e.g., diet order. All special diet menus shall be approved by a Registered Dietitian or Nutritionist.
 - e) Provide menus to eligible client at least one (1) week in advance of the start of the menu. Site location shall be clearly accessible and visible to individuals attending the congregate meals site.
 - f) Obtain the individual's signature and date for each meal served and maintain the signatures in a central file, or contractor staff shall certify the individuals and dates for which each meal was served and maintain the certification in a central file.
 - g) Document the number of meals provided each month.
 - h) Review food service expenditures annually in order to further cost-effective management of expenses.
 - i) Develop and implement an emergency meal plan to be used when a meal cannot be prepared or becomes unsuitable for consumption. This includes a one-day emergency menu with existing supplies for implementation.
 - j) Provide the opportunity for participants to contribute towards the cost of the meal in accordance with the DAAS Policy and Procedure Manual Chapter 3000, as may be amended.

22.3.6

Delivery Requirements

1. Package and deliver meals in a safe and sanitary manner and in compliance with all local, county, state, and federal regulations and requirements for food service.

Scope of Work	
Contract No.:	
Description: Area Agencies on Aging (AAA)	

2. Meals are to be hand-delivered directly to the participant or designee.
 - a) The participant authorizes in writing his/her designee and this must be documented in the participant's case file.
 - b) The designee may be the participant's significant other (spouse or domestic partner), any adult individual who resides with the participant, caregiver, or the person delivering the meal.
3. Provide each new participant with a current week's menu and provide on-going individuals with a copy of the menu at least one (1) week in advance.
4. Obtain the individual's authorized signature and date for each meal delivered and maintain the signatures in a central file.
5. Maintain record/log of the number of meals delivered each month to each individual.
6. If more than one (1) frozen meal is received per delivery per individual, document reason for multiple meals delivery in the individual's case record.
7. Verify and document in the case record that the participant has the facilities to properly store and prepare frozen meal(s).

22.3.7

Wellness Check

1. Assess general mental and physical health status ("wellness check") of the individual at the time of meal delivery; and
2. Refer to Case Manager all individuals for appropriate action who present additional medical or social problems during the course of service delivery.

22.3.8


Staff Training

1. Provide on-going food safety and sanitation training for all food service personnel according to the local county health department in which the site is located to include at a minimum, but not limited to: personal hygiene, proper attire for food service workers, cleaning and sanitizing, correct use of gloves, proper hot and cold food temperatures, proper use of a thermometer, food delivery procedures and correct disposal and/or storage of left-overs. All new food service personnel shall initially receive this training within the first month of employment.
2. Require that all food handlers pass a course provided by a certified trainer in food safety and sanitation within one (1) month of employment. The site manager or the appropriate management staff shall have additional training such as ServSafe or another course approved by their County Health Department.
3. Document staff certification and training in personnel files.
4. Provide training on a quarterly basis to persons preparing and delivering meals. Training is encouraged in the areas of food safety and sanitation, storage, food preparation and service, cost effective management, purchasing, menu planning, equipment operation and safety.
5. Train meal delivery staff in Wellness Check evaluations on communication and observation skills necessary to evaluate an individual's general mental and physical status at the time of meal delivery.
6. Document staff certification and training in personnel files.

22.3.9

Nutrition Education

1. Provide to home delivered meal individuals printed nutrition education materials two (2) times per quarter.
2. Plan, develop, and implement a written nutrition education program that includes at least two (2) handouts each quarter, and that pertain to nutritionally related topics that are culturally sensitive such as, but not limited to:
 - a) Dietary guidelines for older adults;
 - b) Modified meals and chronic disease;
 - c) Food and drug interaction;
 - d) Physical fitness health information as it relates to nutrition;
 - e) Meal planning and preparation;
 - f) Budgeting, shopping; and
 - g) Sanitation.

Scope of Work	
Contract No.:	
Description: Area Agencies on Aging (AAA)	

3. Nutritional information provided to individuals shall be backed by credible research, such as but limited to: The Academy of Nutrition Dietetics, United State Department of Agriculture, United States Food and Drug Administration, National Institutes of Health, Centers for Disease Control, Administration for Community Living, and the National Institute on Aging.
4. Document the date and topic of the printed nutrition education materials provided to home delivered meal participants. Documentation is to be retained for at least one (1) year at the center/site for annual audit purposes.

22.4 **Licensure/Certification Requirements**

- 22.4.1 Registered Dietitians and Registered Dietetic Technicians must meet the requirements for membership in the Academy of Nutrition Dietetics, have successfully completed the examination for registration, and meet continuing education requirements.
- 22.4.2 Nutritionists must hold a Bachelor’s or Master’s degree in food and nutrition.
- 22.4.3 Certified Dietary Managers must meet the requirements for certification as identified by the Certifying Board of Dietary Managers of the Dietary Managers Association and meet continuing education requirements and are in good standing with the Board.
- 22.4.4 All food handlers shall be certified in food safety and sanitation within one (1) month of employment
Site manager or the appropriate management staff shall have an additional certification such as ServSafe or another course approved by their County Health Department.
- 22.4.5 Valid and current state Driver’s License for delivery drivers shall be maintained.

22.5 **Reporting Unit**

- 22.5.1 One (1) unit of service equals one (1) meal.