



---

# DEPARTMENT OF ECONOMIC SECURITY

---

*Your Partner For A Stronger Arizona*

Family Assistance Administration

STATISTICAL BULLETIN

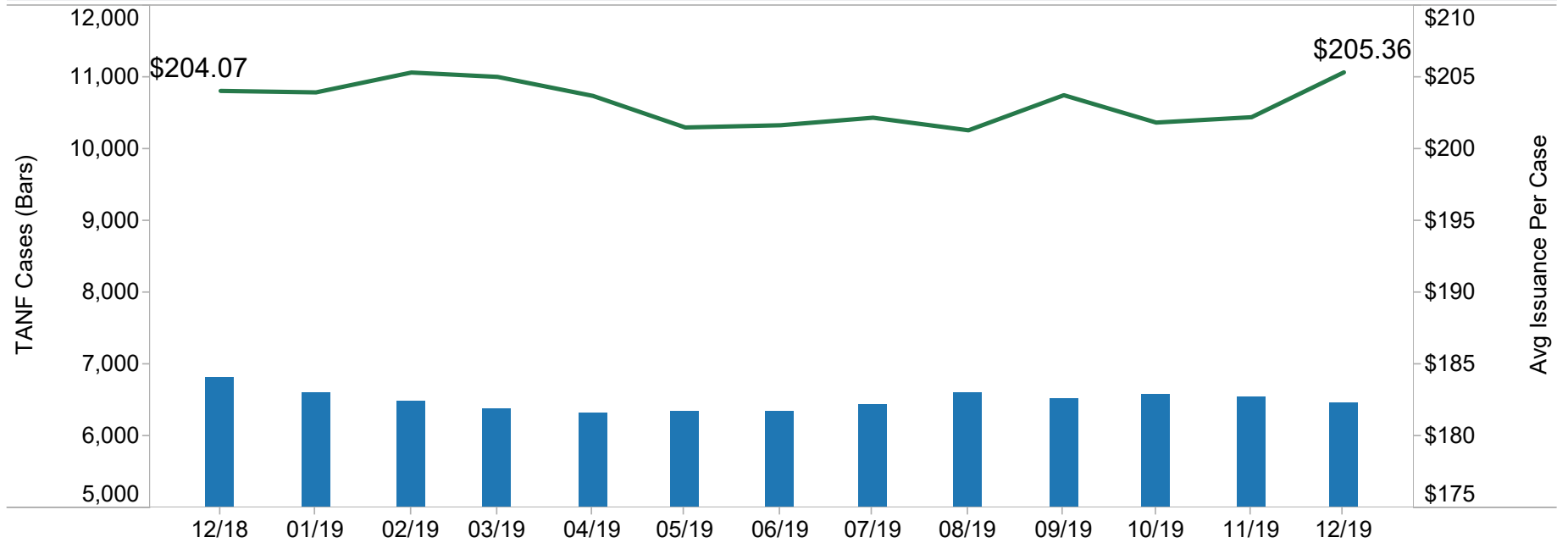
December 2019

<http://www.azdes.gov/appreports.aspx>

For questions regarding this bulletin please contact (602) 542-0503

*Alternative format available upon request.*

## TANF Summary December 2019



	Families	Persons	Adults	Children	Total Issuance	Average Issuance / Case	Average Issuance / Person	Cases vs Prior Month	Persons vs Prior Month	Issuance vs Prior Month	Cases vs Prior Year	Persons vs Prior Year	Issuance vs Prior Year
<b>Grand Total*</b>	<b>6,463</b>	<b>13,456</b>	<b>2,197</b>	<b>11,259</b>	<b>\$1,327,240</b>	<b>\$205.36</b>	<b>\$98.64</b>	<b>(83)</b>	<b>(247)</b>	<b>\$3,413</b>	<b>(364)</b>	<b>(1,056)</b>	<b>(\$65,920)</b>

\*Includes prior month totals

### Excludes

Grant Diversion totals of: 558 Cases; \$417,767

### Includes

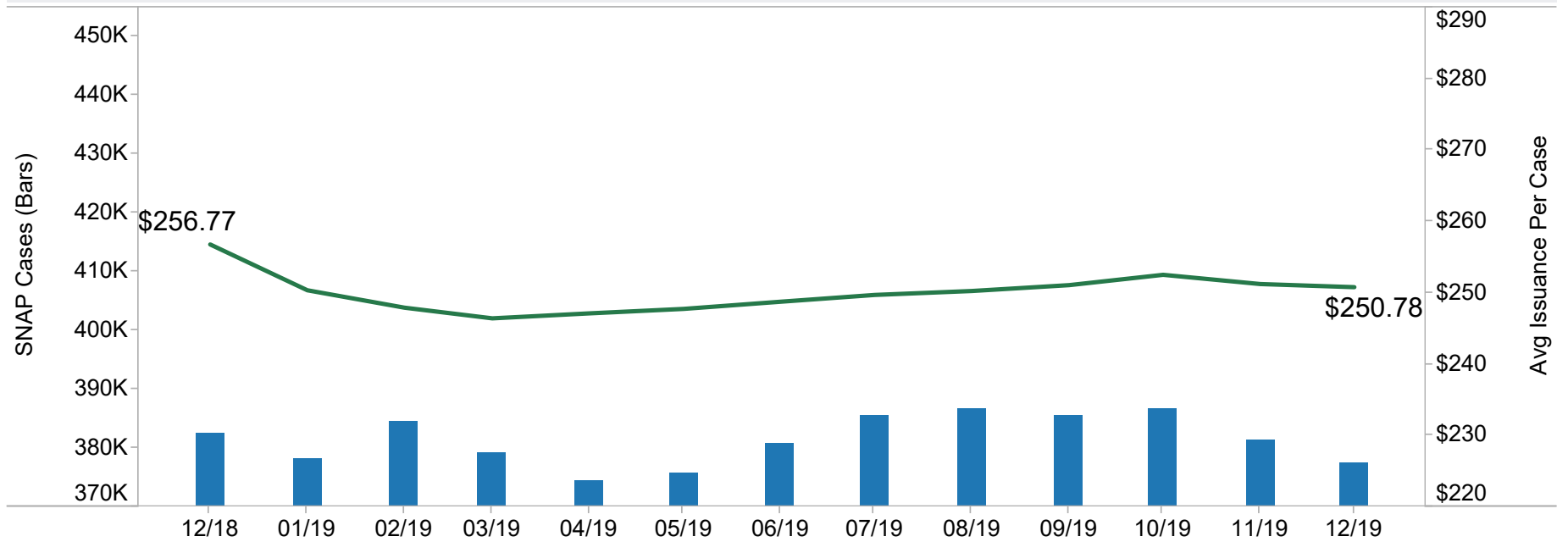
TANF Child Only: 3,749 Cases; 6,446 Children; \$756,058  
 Unemployed Two Parent Program: 63 Cases; 263 Recipients; \$19,268

### Tribal

Tribal Data available EOM

Tribes	Cases	Recipients	Payments
Hopi	46	93	\$10,047
Pascua Yaqui	140	440	\$45,040
Salt River	32	105	\$9,453
<b>Grand Total</b>	<b>218</b>	<b>638</b>	<b>\$64,540</b>

## SNAP Summary December 2019

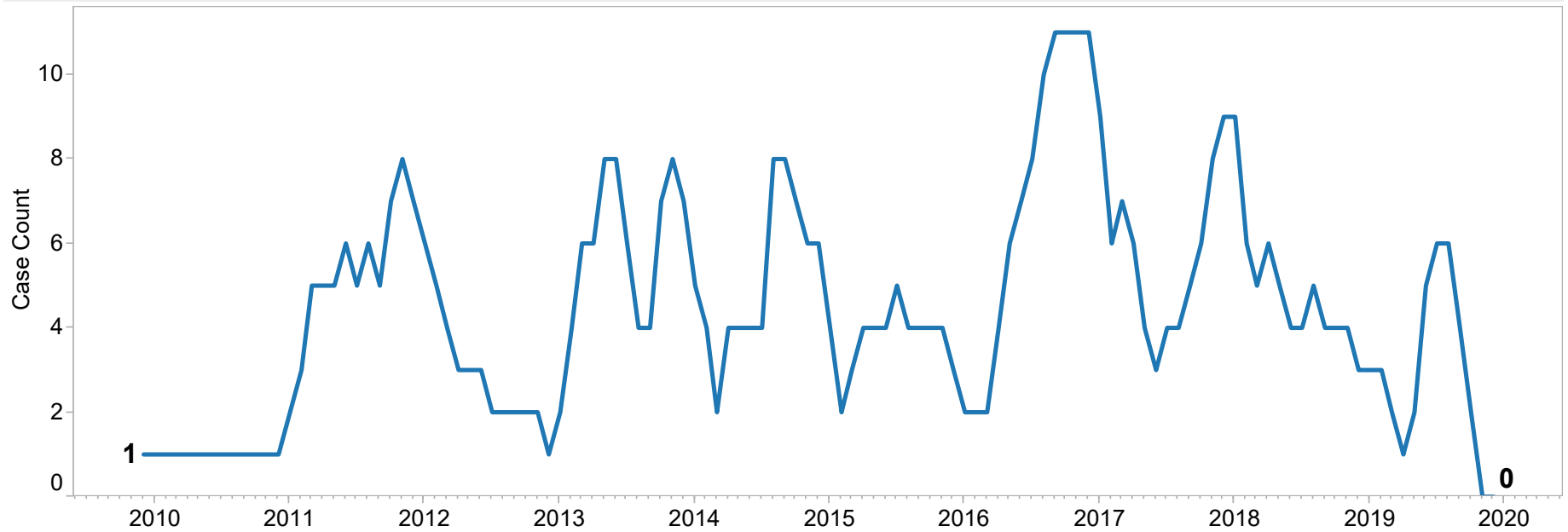


	Families	Persons	Adults	Children	Total Issuance	Average Issuance / Case	Average Issuance / Person
Grand Total*	<b>377,444</b>	<b>795,729</b>	<b>439,194</b>	<b>356,535</b>	<b>\$94,655,766</b>	<b>\$250.78</b>	<b>\$118.95</b>
	Cases vs Prior Month	Persons vs Prior Month	Issuance vs Prior Month	Cases vs Prior Year	Persons vs Prior Year	Issuance vs Prior Year	
Grand Total*	<b>(3,691)</b>	<b>(11,137)</b>	<b>(\$1,093,012)</b>	<b>(5,049)</b>	<b>(28,894)</b>	<b>(\$3,557,338)</b>	

\*Includes prior month totals. (2/19 SNAP benefits paid out in 1/19 are included in 2/19 numbers.)

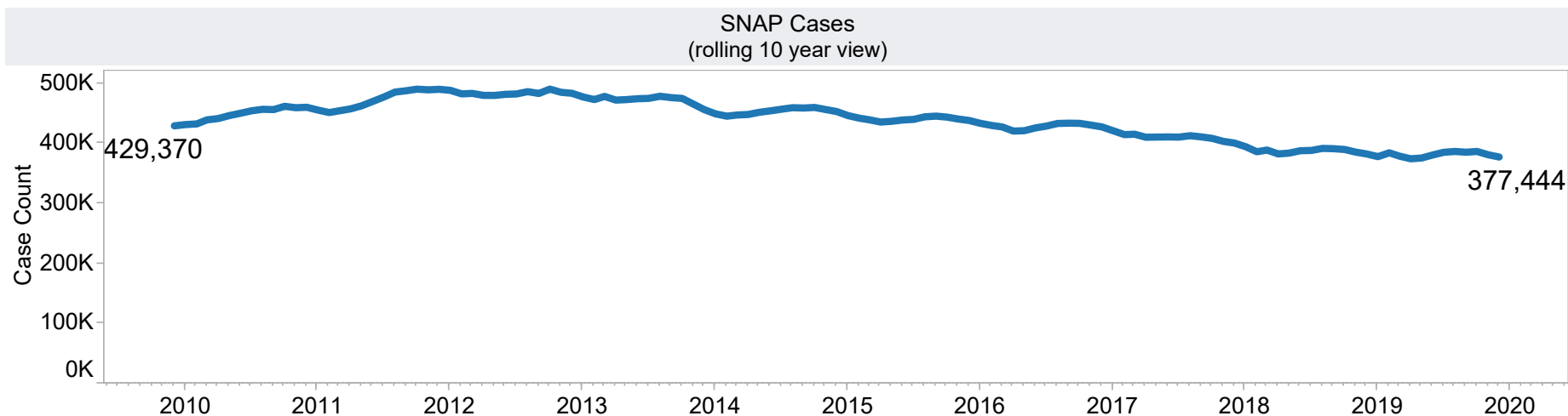


Tuberculosis Control  
(rolling 10 year view)



December 2019 TC Cases

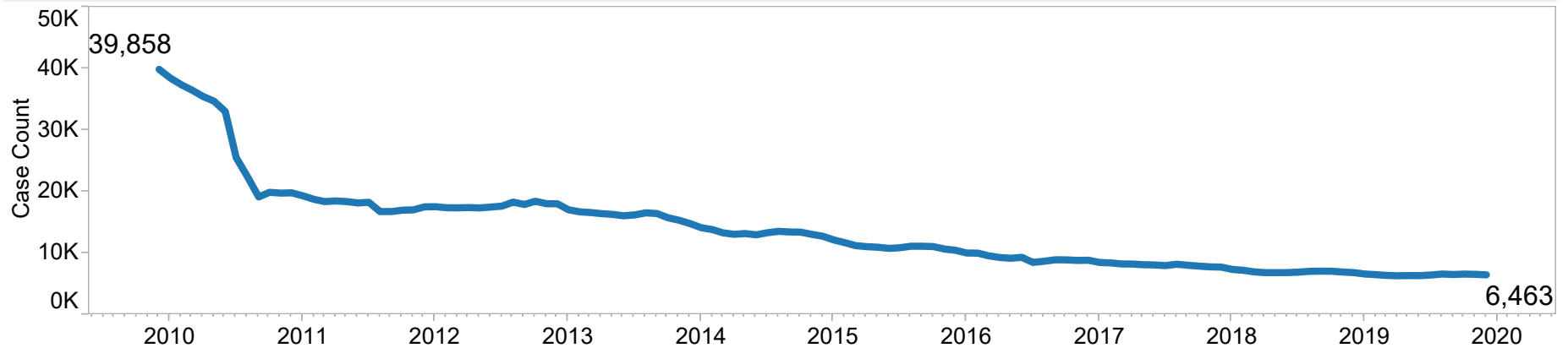
Families	Persons	Total Payments	Cases vs Prior Month	Persons vs Prior Month	Payments vs Prior Month	Cases vs Prior Year	Persons vs Prior Year	Payments vs Prior Year
0	0	\$0	0	0	\$0	(3)	(3)	(\$292)



**December 2019 SNAP Detail**

		Households	Persons	Adults	Children	Total Issuance	Average Issuance / Household	Average Issuance / Person
Region	Maricopa	192,370	413,300	215,085	198,215	\$49,974,566	\$259.78	\$120.92
Northern	Apache	9,601	21,940	12,755	9,185	\$2,683,451	\$279.50	\$122.31
	Coconino	7,756	16,538	9,428	7,110	\$1,998,688	\$257.70	\$120.85
	Mohave	17,956	32,037	21,493	10,544	\$3,660,844	\$203.88	\$114.27
	Navajo	11,655	26,896	15,234	11,662	\$3,271,742	\$280.72	\$121.64
Central	Gila	5,236	10,503	6,295	4,208	\$1,319,617	\$252.03	\$125.64
	La Paz	1,615	3,035	1,865	1,170	\$354,082	\$219.25	\$116.67
	Pinal	20,826	47,389	25,396	21,993	\$5,585,360	\$268.19	\$117.86
	Yavapai	10,183	18,329	11,777	6,552	\$2,015,279	\$197.91	\$109.95
	Yuma	16,370	38,247	21,464	16,783	\$4,227,730	\$258.26	\$110.54
Southern	Cochise	10,435	20,636	12,701	7,935	\$2,276,306	\$218.14	\$110.31
	Graham	2,547	5,303	3,041	2,262	\$629,372	\$247.10	\$118.68
	Greenlee	317	639	391	248	\$76,017	\$239.80	\$118.96
	Pima	66,274	130,751	76,603	54,148	\$15,516,769	\$234.13	\$118.67
	Santa Cruz	4,303	10,186	5,666	4,520	\$1,065,943	\$247.72	\$104.65
<b>Grand Total</b>		<b>377,444</b>	<b>795,729</b>	<b>439,194</b>	<b>356,535</b>	<b>\$94,655,766</b>	<b>\$250.78</b>	<b>\$118.95</b>

TANF Cases  
(rolling 10 year view)



December 2019 TANF Detail

		Households	Persons	Adults	Children	Total Issuance	Average Issuance / Household	Average Issuance / Person
Region	Maricopa	3,430	7,151	1,191	5,960	\$700,083	\$204.11	\$97.90
	<b>Total</b>	3,430	7,151	1,191	5,960	\$700,083	\$204.11	\$97.90
Northern	Apache	12	26	5	21	\$2,565	\$213.75	\$98.65
	Coconino	31	57	5	52	\$6,133	\$197.84	\$107.60
	Mohave	259	511	82	429	\$51,514	\$198.90	\$100.81
	Navajo	97	186	34	152	\$19,173	\$197.66	\$103.08
	<b>Total</b>	399	780	126	654	\$79,385	\$198.96	\$101.78
Central	Gila	51	102	10	92	\$10,098	\$198.00	\$99.00
	La Paz	14	37	2	35	\$2,118	\$151.29	\$57.24
	Pinal	485	1,091	147	944	\$102,952	\$212.27	\$94.36
	Yavapai	115	228	28	200	\$23,163	\$201.42	\$101.59
	Yuma	185	431	78	353	\$38,676	\$209.06	\$89.74
<b>Total</b>	850	1,889	265	1,624	\$177,007	\$208.24	\$93.70	
Southern	Cochise	169	320	60	260	\$32,035	\$189.56	\$100.11
	Graham	32	58	3	55	\$6,559	\$204.97	\$113.09
	Greenlee	7	10	0	10	\$1,202	\$171.71	\$120.20
	Pima	1,521	3,137	533	2,604	\$319,986	\$210.38	\$102.00
	Santa Cruz	55	111	19	92	\$10,983	\$199.69	\$98.95
<b>Total</b>	1,784	3,636	615	3,021	\$370,765	\$207.83	\$101.97	
<b>Grand Total</b>		<b>6,463</b>	<b>13,456</b>	<b>2,197</b>	<b>11,259</b>	<b>\$1,327,240</b>	<b>\$205.36</b>	<b>\$98.64</b>

### TANF Cash Assistance Grant Diversions

Month	Households Received Diversion Payment	Households Received Cash Assistance Within 180 days <sup>(1)</sup>	% Households Received Cash Assistance Within 180 days <sup>(1)</sup>
Jul-2015	850	76	8.9%
Aug-2015	934	90	9.6%
Sep-2015	910	81	8.9%
Oct-2015	810	72	8.9%
Nov-2015	683	61	8.9%
Dec-2015	687	59	8.6%
Jan-2016	601	53	8.8%
Feb-2016	521	75	14.4%
Mar-2016	563	64	11.4%
Apr-2016	729	79	10.8%
May-2016	713	71	10.0%
Jun-2016	889	67	7.5%
Jul-2016	891	61	6.8%
Aug-2016	981	79	8.1%
Sep-2016	880	69	7.8%
Oct-2016	803	71	8.8%
Nov-2016	693	78	11.3%
Dec-2016	752	57	7.6%
Jan-2017	621	61	9.8%
Feb-2017	517	43	8.3%
Mar-2017	581	50	8.6%
Apr-2017	661	57	8.6%
May-2017	749	81	10.8%
Jun-2017	762	69	9.1%
Jul-2017	803	55	6.8%
Aug-2017	901	48	5.3%
Sep-2017	797	52	6.5%
Oct-2017	726	47	6.5%
Nov-2017	648	35	5.4%
Dec-2017	721	51	7.1%
Jan-2018	526	54	10.3%
Feb-2018	469	40	8.5%
Mar-2018	463	37	8.0%
Apr-2018	579	61	10.5%
May-2018	579	40	6.9%
Jun-2018	655	53	8.1%
Jul-2018	674	47	7.0%
Aug-2018	773	47	6.1%
Sep-2018	678	36	5.3%
Oct-2018	618	37	6.0%
Nov-2018	617	43	7.0%
Dec-2018	554	56	10.1%
Jan-2019	485	32	6.6%
Feb-2019	374	26	7.0%
Mar-2019	392	32	8.2%
Apr-2019	553	47	8.5%
May-2019	610	46	7.5%
Jun-2019	645	47	7.3%
Jul-2019	656		
Aug-2019	710		
Sep-2019	602		
Oct-2019	624		
Nov-2019	535		
Dec-2019	558		

Note:

1. Updates are provided based on a 180-day lag