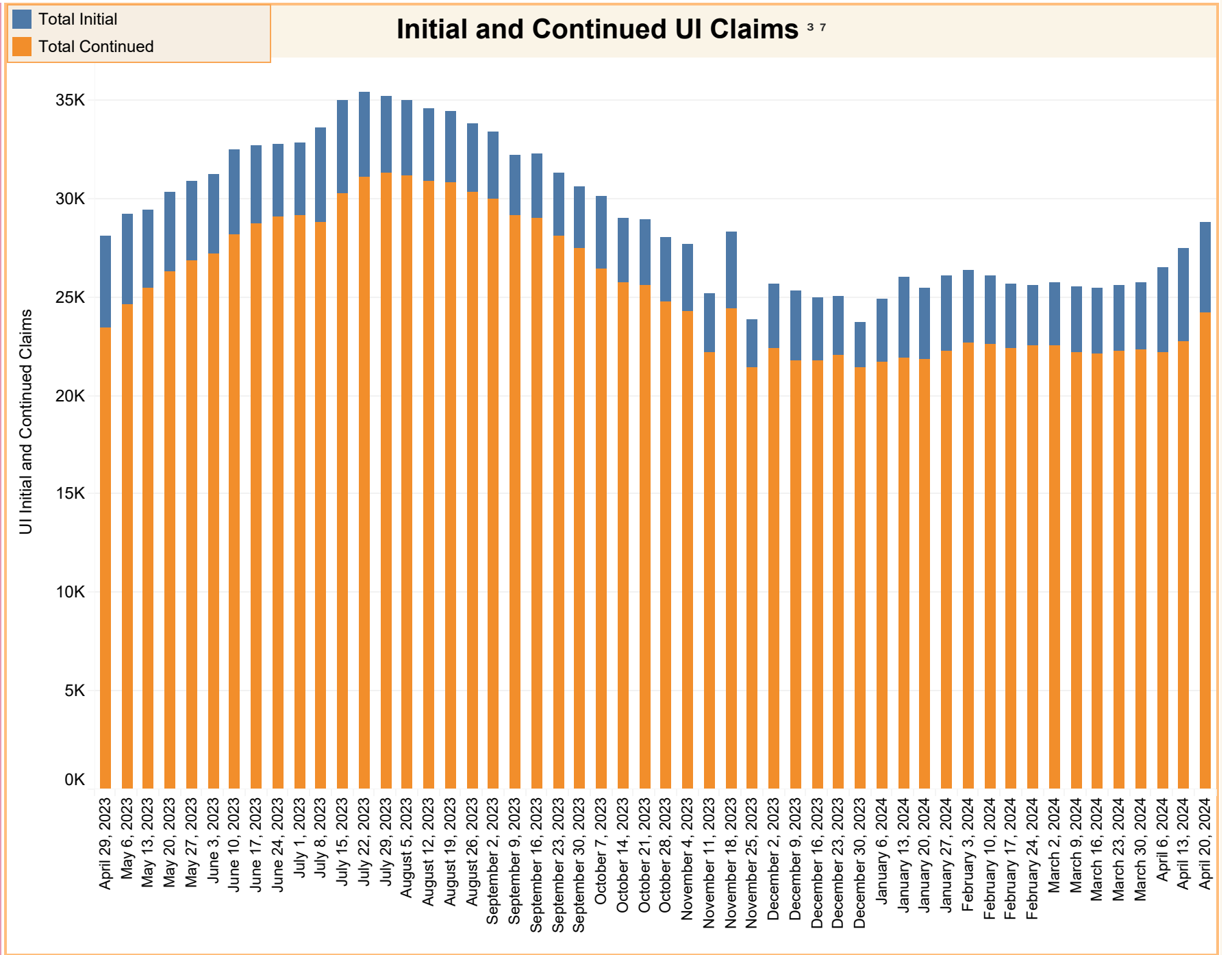
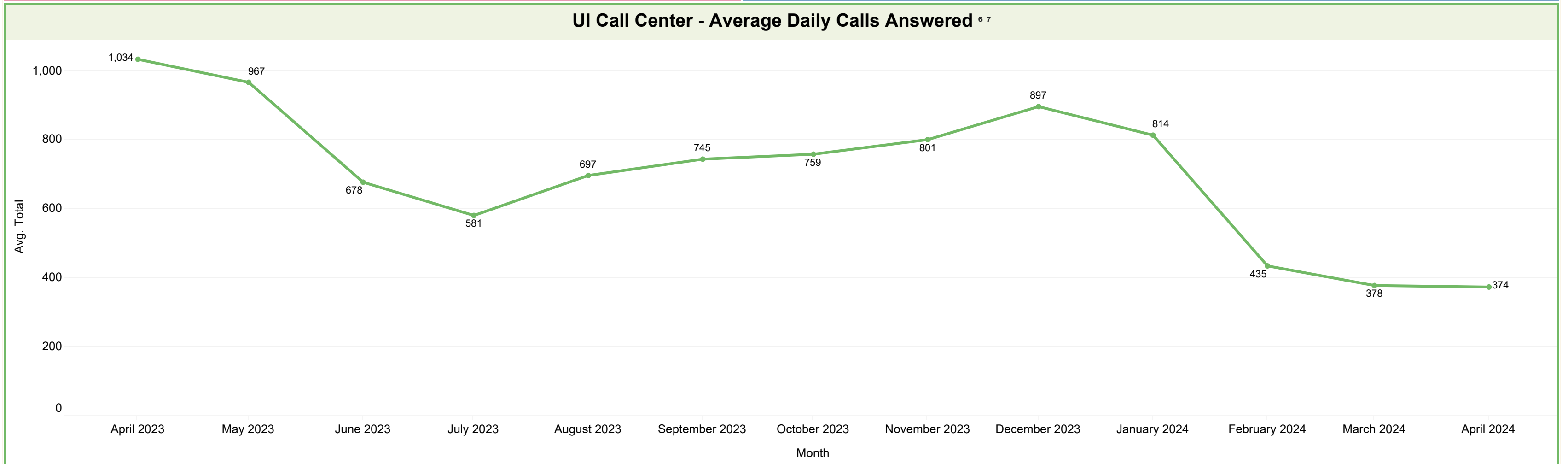


Year to Date UI Benefits Paid ^{1 3 5}	Year to Date Arizonans Receiving UI Benefits ⁵	UI Trust Fund Balance
\$82,649,697	35,448	\$1,619,017,336

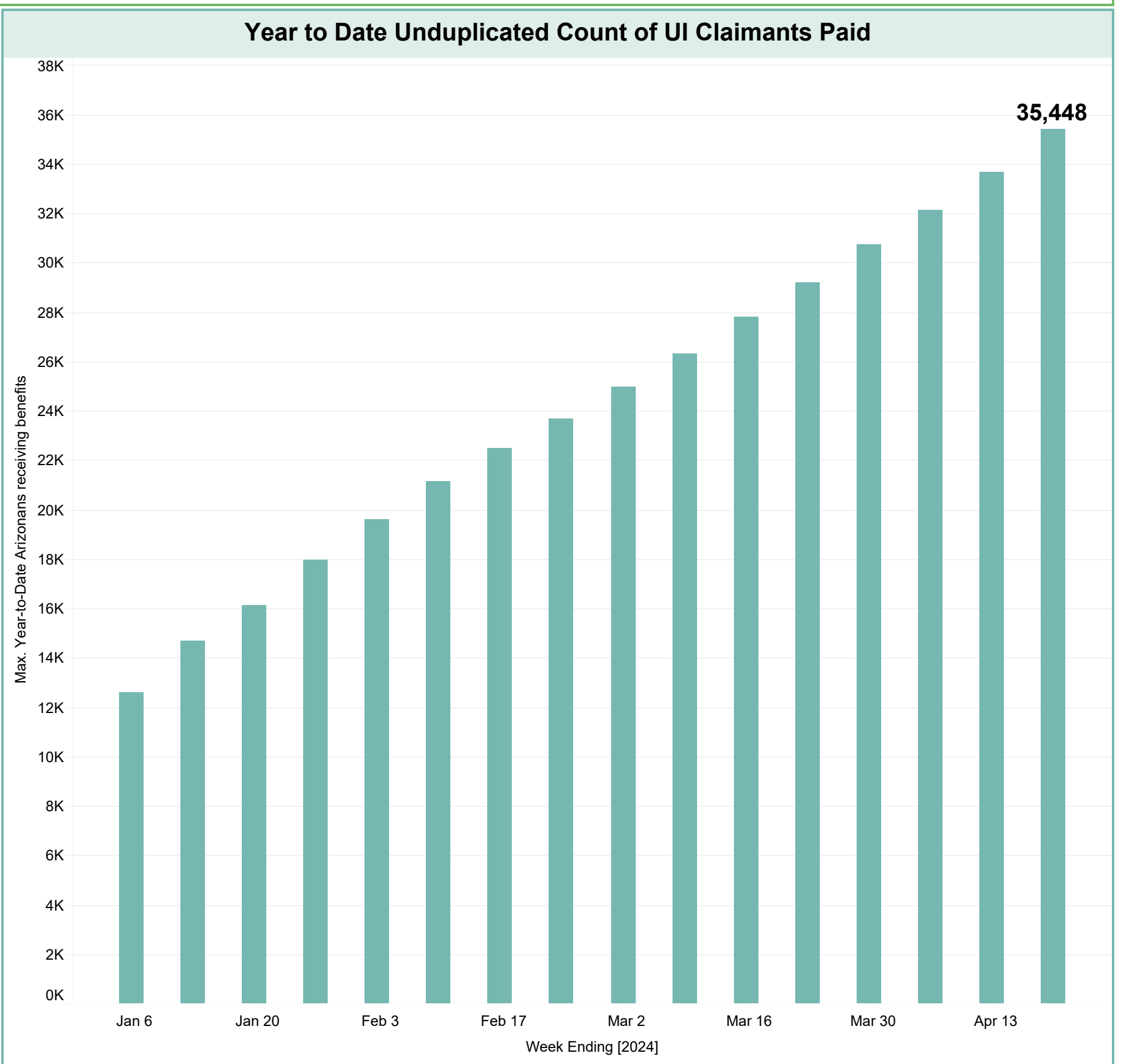
UI Claims Data ^{2 3 5 7}			
	Total Initial	Total Continued	Total Benefits Paid
20-Apr	4,577	24,210	\$5,262,260
13-Apr	4,718	22,746	\$5,381,641
06-Apr	4,273	22,231	\$5,143,637
30-Mar	3,471	22,313	\$5,320,806
23-Mar	3,366	22,264	\$5,126,789
16-Mar	3,330	22,123	\$5,122,071
09-Mar	3,386	22,168	\$5,190,095
02-Mar	3,259	22,520	\$5,242,616
24-Feb	3,073	22,523	\$4,865,012
17-Feb	3,267	22,413	\$5,098,837
10-Feb	3,481	22,615	\$5,315,706
03-Feb	3,726	22,665	\$5,278,067
27-Jan	3,780	22,299	\$5,728,464
20-Jan	3,604	21,863	\$4,685,120
13-Jan	4,090	21,927	\$5,095,095
06-Jan	3,249	21,701	\$4,793,481
30-Dec	2,299	21,421	\$4,776,827
23-Dec	3,026	22,053	\$5,180,323
16-Dec	3,264	21,756	\$5,123,464
09-Dec	3,549	21,755	\$5,046,753
02-Dec	3,287	22,400	\$5,330,365
25-Nov	2,466	21,433	\$4,661,698
18-Nov	3,899	24,433	\$5,699,137
11-Nov	2,992	22,215	\$5,112,997
04-Nov	3,451	24,272	\$5,694,589
28-Oct	3,284	24,793	\$5,901,418
21-Oct	3,367	25,587	\$6,072,845
14-Oct	3,255	25,741	\$5,903,250
07-Oct	3,679	26,461	\$6,385,889
30-Sep	3,170	27,476	\$6,453,504
23-Sep	3,226	28,109	\$6,972,507
16-Sep	3,259	29,054	\$7,020,500
09-Sep	3,039	29,169	\$6,858,016
02-Sep	3,382	30,018	\$7,276,197
26-Aug	3,507	30,341	\$7,265,011
19-Aug	3,629	30,800	\$7,274,021
12-Aug	3,691	30,907	\$7,276,481
05-Aug	3,864	31,168	\$7,380,349
29-Jul	3,934	31,299	\$7,415,005
22-Jul	4,308	31,089	\$7,309,073
15-Jul	4,801	30,243	\$7,092,361
08-Jul	4,784	28,815	\$6,667,844
01-Jul	3,670	29,156	\$7,095,015
24-Jun	3,647	29,101	\$6,849,886
17-Jun	3,974	28,738	\$6,839,611
10-Jun	4,282	28,188	\$6,799,467
03-Jun	4,002	27,232	\$6,234,057
27-May	4,077	26,856	\$6,845,803
20-May	4,006	26,308	\$6,196,681
13-May	3,982	25,478	\$6,032,180
06-May	4,641	24,609	\$5,682,741
29-Apr	4,716	23,435	\$5,326,419



Year Over Year Comparison ⁴			
	2023	2024	Change
Average Unduplicated Claimants Paid	11,272	12,769	1,497
Average Weekly Benefits Paid (\$)	4,580,495	5,165,606	585,111
Continued Claims	19,453	22,178	2,725
Initial Claims	3,278	3,595	317



Year to Date Weekly Claimants Paid		
	Weekly Unduplicated Claimants Paid	New Unique Claimants Paid
06-Jan	12,629	12,629
13-Jan	14,699	2,070
20-Jan	16,141	1,442
27-Jan	17,999	1,858
03-Feb	19,625	1,626
10-Feb	21,182	1,557
17-Feb	22,515	1,333
24-Feb	23,709	1,194
02-Mar	24,995	1,286
09-Mar	26,347	1,352
16-Mar	27,820	1,473
23-Mar	29,218	1,398
30-Mar	30,752	1,534
06-Apr	32,146	1,394
13-Apr	33,709	1,563
20-Apr	35,448	1,739
27-Apr		
04-May		
11-May		
18-May		
25-May		
01-Jun		
08-Jun		
15-Jun		
22-Jun		
29-Jun		
06-Jul		
13-Jul		
20-Jul		
27-Jul		
03-Aug		
10-Aug		
17-Aug		
24-Aug		
31-Aug		
07-Sep		
14-Sep		
21-Sep		
28-Sep		
05-Oct		
12-Oct		
19-Oct		
26-Oct		
02-Nov		
09-Nov		
16-Nov		
23-Nov		
30-Nov		
07-Dec		
14-Dec		
21-Dec		
28-Dec		



- This benefit paid amount is inclusive of state and federally financed programs. Regular UI is financed by the UI trust fund, whereas FPUC and PUA are 100% federally financed.
- Continued claims represent weekly filings and are not unique individuals (individuals are counted for each week claimed).
- Due to retroactive eligibility, benefits paid may be for more than one week.
- Year-to-date comparison of weekly averages
- Numbers are based on current system figures. Data is subject to change as final numbers are provided to Department of Labor.
- Call center average calls handled includes calls to DES, Valor, and Maximus call centers.
- Data is presented on a rolling twelve months basis.