



DEPARTMENT OF
ECONOMIC SECURITY

Your Partner For A Stronger Arizona



FY 2025

Budget Request

Table of Contents

Letter to the Governor

Transmittal Statement

Decision Packages:

Caseload Growth: Serving Arizonans in Need

Caseload Growth: Serving Arizonans in Need (Supplemental)

Reducing Child Protection System Involvement

Child Care Network Support

Long-Term Care Ombudsman: Biannual Visitations

Technical Adjustments

AHCCCS

Revenue Schedules

Sources & Uses

Administrative Costs

Expenditure/ Budget Request Summary

Administration:

Attorney General Legal Services

Governor's Council on Developmental Disabilities

Developmental Disabilities:

DDD Administration

Medicare Clawback Payments

DDD Premium Tax Payments

Targeted Case Management - Medicaid

Cost Effectiveness Study Client Services

Arizona Early Intervention Program

Physical & Behavioral Health Services - Medicaid

Case Management - Medicaid

Group Home Monitoring Program

HCBS ARPA Non-Lapsing

Graham County Rehabilitation Center

Case Management State-Only

Home & Community Based Services - Medicaid

Home & Community Based Services State-Only

Institutional Services - Medicaid

State-Funded Long Term Care Services

Benefits and Medical Eligibility:

Disability Determination Services Administration

TANF Cash Benefits

Tribal Pass-Thru Funding

Nutrition Assistance Benefits

Diaper and Incontinence Products Assistance

Child Support Services:

County Participation

Aging and Adult Services:

Long-Term Care Ombudsman

Emergency Rental Assistance Program

Area Agencies on Aging Housing Assistance

Produce Incentive Program

Globe-Miami Area Food Bank

Coordinated Hunger Services

Adult Services

Community and Emergency Services

Coordinated Homeless Services

Domestic Violence Prevention

Refugee Resettlement Program

Family Caregiver Program

Sexual Violence Services

DCS Pass-Thru

Employment and Rehabilitation Services:

JOBS

Child Care Subsidy

Independent Living Rehabilitation Services

Workforce Innovation and Opportunity Act Services

Rehabilitation Services

Unemployment Insurance

Employment Services

Federal Funds by Grant

Federal Funds Sources & Uses

Federal Funds Performance Measures

Master List

Strategic Plan

5 Year Plan

DES Organizational Chart



DEPARTMENT OF ECONOMIC SECURITY

Your Partner For A Stronger Arizona

Katie Hobbs
Governor

Angie Rodgers
Director

September 1, 2023

The Honorable Katie Hobbs
Governor of Arizona
1700 West Washington Street
Phoenix, Arizona 85007

Dear Governor Hobbs:

Investing in the Arizona Department of Economic Security (DES or Department) means investing in Arizona's communities. We work diligently every day to help individuals and families thrive so they can keep food on their tables and roofs over their heads. Investments in multiple programs like employment services, child care, and more, help individuals with workforce and career development and support families on their journey to economic well-being. Beyond the millions of Arizonans we serve every year, assistance from DES improves lives and brings revenue to local economies, supporting the agency's vision of *A Thriving Arizona*.

DES is grateful for the continued commitment from Governor Hobbs and the State Legislature to strengthen individuals, families and communities for a better quality of life. There are many needs across Arizona that these entities have worked together to address: the protection of vulnerable adults, empowering individuals with developmental disabilities, and helping families secure accessible, high-quality child care.

Addressing Existing Needs and New Opportunities

This budget request reflects the critical service needs of many of Arizona's most vulnerable and disadvantaged populations. The Department's Fiscal Year 2025 budget request mirrors the Governor's priorities of Economic Growth and Workforce Development. Within that framework, the DES budget request for Fiscal Year 2025 focuses on supporting children and families and providing care and support for vulnerable adults.

Supporting Children and Families

Representing a new approach to persistent problems, *Reducing Child Welfare Involvement* has been developed in cooperation with the Arizona Department of Child Safety (DCS) to provide support for families, dedicating 2 percent (\$4.5 million) of Arizona's Temporary Assistance for Needy Families (TANF) funding to the upstream provision of concrete and economic supports shown to reduce the incidence of child neglect. Focusing on prevention services within the TANF program positively affects historically underserved or marginalized families involved with or at risk of involvement with DCS, and could result in reducing overrepresentation of these particular groups within the DCS caseload. DCS will require \$4.5 million in General Fund dollars to backfill the reallocated TANF spending. This amount is expected to be adjusted in future years.

Child Care Network Support seeks to simultaneously support families and Arizona's economy; fostering long-term independence through maintaining child care subsidies at their current level by leveraging available federal funding. Even when authorized for Child Care Assistance through DES, the opportunities for families to find stable work is impacted by the absence of affordable, reliable child care options, particularly for infant care. With access to good and consistent child care options, including access to child care financial assistance, more parents will participate in the labor force.

Providing Care and Support for Vulnerable Adults

Caseload Growth and *Long-Term Care Ombudsman* both address increased caseloads and costs driven by Arizona's expanding population, outlining the growth in demand for Adult Protective Services (APS) and Developmental Disabilities (DD), as well as funding for the proactive assistance, advocacy, and intervention on behalf of adults residing in long-term care facilities in resolving complaints and supporting residents' rights.

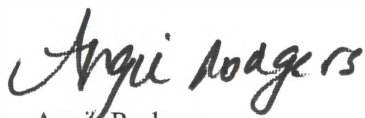
APS caseloads continue to grow. With no additional funding included in the Fiscal Year 2024 budget, the great strides made in investigation quality, timeliness and overall support are at risk and the Department has identified an immediate and ongoing fiscal need for these services. In conjunction with the Office of the Governor, the Arizona Health Care Cost Containment System, and the Department of Health Services, DES launched the SpeakUpAZ! campaign that is expected to spread awareness and increase opportunities to protect and support adults facing abuse, neglect and exploitation. Having a manageable APS caseload will be critical to timely investigations.

In Fiscal Year 2024, DD membership surpassed 50,000 for the first time, and DES seeks to maximize the independence of enrolled individuals and serves many different member groups, each with their own needs and eligibility requirements. Arizona received national recognition for this work before the pandemic paused state rankings, and the Department strives to uphold this level of service for DD members. The Department seeks funding to cover caseload and capitation cost increases for FY 2025, and incurred approximately \$1,306,800 in costs attributable to a local minimum wage that exceeds the state minimum.

Looking Forward

Support from the Governor's Office and Legislature allows the Department to continue assisting Arizona's communities: helping individuals and families overcome obstacles, meet their basic needs and engage with the workforce meaningfully. DES looks forward to continued collaboration with clients and community partners across the state to put these dollars to good use for the betterment of all residents of Arizona.

Sincerely,



Angie Rodgers

Director

Enclosure

State of Arizona Federal Funds Statement

Transmittal Statement

Department of Economic Security

Governor Hobbs:

This and the accompanying schedules constitute the Statement of Federal Funds for this agency for Fiscal Year 2025.

To the best of my knowledge all statements and explanations submitted are true and correct.

Agency Head Signature Angie Rodgers

Grant Name	FY 2023 Expenditures	FY 2024 Expenditures	FY 2025 Expenditures
ACL Independent Living State Grants	483.2	399.41	399.41
Apprenticeship USA Grants	312.13	652.67	678.09
Child Care Discretionary Funds of the Child Care and Development Fund	752,621.91	535,518.58	362,276.44
Child Care Mandatory and Matching Funds of the Child Care and Development I	68,742.68	66,913.48	69,590.02
Child Support Enforcement	63,445.85	50,781.37	50,781.37
Child Support Enforcement Research	83.78	0	0
Commodity Supplemental Food Program	1,986.43	2,191.45	2,373.49
Community Services Block Grant	8,031.31	6,701.19	6,701.19
CORONAVIRUS STATE AND LOCAL FISCAL RECOVERY FUNDS	41,649.46	139,075.54	5,000
Developmental Disabilities Basic Support and Advocacy Grants	1,762.69	1,893.45	1,769.36
Elder Abuse Prevention Interventions Program	3,036.56	3,044.64	908.23
Emergency Food Assistance Program (Administrative Costs)	6,170.33	2,084.23	2,084.23
Emergency Rental Assistance Program	195,416.87	3,361.65	0
Emergency Solutions Grant Program	5,741.99	3,138	3,138
Employment Service/Wagner-Peyser Funded Activities	15,171.99	15,930.59	15,930.59
Enhanced Training and Services to End Violence and Abuse of Women Later in	151.45	195.65	0
Family Violence Prevention and Services/Domestic Violence Shelter and Suppor	1,121.64	1,393.55	0
Fidelity Bond/First Step Act	58.88	1,111.46	0
Grants to States for Access and Visitation Programs	222.26	203.88	203.88
Jobs for Veterans State Grants	4,120.25	4,367.47	4,629.51
Lifespan Respite Care Program	78.56	541.15	541.15
Local Food Purchase Assistance	58.06	7,798.98	7,798.98
Low-Income Home Energy Assistance	44,659.7	46,892.69	46,892.69
LOW INCOME HOUSEHOLDWATER ASSISTANCE PROGRAM (LIHWAP)	16,225.07	6,206.19	0
Medicare Enrollment Assistance Program	512.1	424.91	424.91

National Family Caregiver Support, Title III, Part E	6,896.15	5,861.09	5,861.09
Nutrition Services Incentive Program	1,647.37	1,647.37	1,647.37
Refugee and Entrant Assistance State/Replacement Designee Administered Prc	26,806.49	34,655.61	45,318.48
Refugee and Entrant Assistance Wilson/Fish Program	566.47	489.99	0
Rehabilitation Services Independent Living Services for Older Individuals Who a	900.46	683.8	690.64
Rehabilitation Services Vocational Rehabilitation Grants to States	83,302.29	84,968.54	86,667.91
Senior Community Service Employment Program	845.48	1,060.76	1,060.76
Senior Farmers Market Nutrition Program	142.93	129.29	129.29
Social Security Disability Insurance	53,659.47	54,699.19	54,699.19
Social Services Block Grant	35,812.7	35,903.64	36,262.68
Special Education-Grants for Infants and Families	12,983.94	16,545.61	14,534.18
Special Programs for the Aging, Title III, Part B, Grants for Supportive Services a	16,885.78	14,898.39	12,949.86
Special Programs for the Aging, Title III, Part C, Nutrition Services	21,505.67	12,583.31	12,583.31
Special Programs for the Aging, Title III, Part D, Disease Prevention and Health	971.84	688.5	688.5
Special Programs for the Aging, Title IV, and Title II, Discretionary Projects	921.41	630.01	630.01
Special Programs for the Aging, Title VII, Chapter 2, Long Term Care Ombudsm	555.63	479.57	428.85
Special Programs for the Aging, Title VII, Chapter 3, Programs for Prevention of	73.01	79.66	79.66
State Administrative Matching Grants for the Supplemental Nutrition Assistance	2,216,051.96	2,078,294.18	2,078,294.18
State Health Insurance Assistance Program	984.42	869.69	869.69
Supported Employment Services for Individuals with the Most Significant Disabil	0	392.38	368.58
Temporary Assistance for Needy Families	66,591.2	66,591.2	71,091.2
Temporary Labor Certification for Foreign Workers	293.82	341.2	341.2
Trade Adjustment Assistance	550.38	452.49	452.49
Unemployment Insurance	70,882.19	40,295.06	40,295.06
U.S. Repatriation States Cooperative Agreement	1.45	198.55	0
WIC Farmers' Market Nutrition Program (FMNP)	80.4	80.3	80.3
WIOA Adult Program	28,616.12	29,188.44	29,188.44
WIOA Dislocated Worker Formula Grants	27,088.3	27,630.06	27,630.06
WIOA National Dislocated Worker Grants / WIA National Emergency Grants	454.58	0	0
WIOA Youth Activities	26,546.11	27,077.03	27,077.03
Work Opportunity Tax Credit Program (WOTC)	237.55	523.74	309.92



State of Arizona Budget Request

State Agency

Department of Economic Security

A.R.S. Citation: A.R.S. § 41-1954

Governor Hobbs:

This and the accompanying budget schedules, statements and explanatory information constitute the operating budget request for this agency for Fiscal Year 2025.

To the best of my knowledge all statements and explanations contained in the estimates submitted are true and correct.

Agency Head: **Angie Rodgers**

Title: **Director**

Angie Rodgers

9/6/2023

(signature)

Phone: 602-542-5757

Prepared by: Roberta Harrison

Email Address: RobertaHarrison@azdes.gov

Date Prepared: September 6, 2023

Appropriated Funds		FY 2024 Expenditure Plan	FY 2025 Funding Issue	FY 2025 Total Request
Total Amount Requested:		1,629,165.8	235,430.0	1,864,595.8
General Fund		1,211,415.7	133,330.0	1,344,745.7
Statewide Cost Allocation Plan Fund		1,000.0	-	1,000.0
Temporary Assistance for Needy Families (TANF) Fund		66,591.2	4,500.0	71,091.2
Child Care and Development Fund		200,029.3	91,000.0	291,029.3
Workforce Investment Grant Fund		87,116.6	-	87,116.6
Special Administration Fund		4,637.9	-	4,637.9
Child Support Enforcement Administration Fund		17,683.3	-	17,683.3
Domestic Violence Services Fund		4,000.3	-	4,000.3
Sexual Violence Service Fund		-	-	-
Public Assistance Collections Fund		441.8	-	441.8
Department Long-Term Care System Fund		33,864.2	6,600.0	40,464.2
Spinal and Head Injuries Trust Fund		2,385.5	-	2,385.5
Non-Appropriated Funds		FY 2024 Expenditure Plan	FY 2025 Funding Issue	FY 2025 Total Request
Total Amount Planned:		5,777,155.8	225,962.0	6,003,117.8
Federal Grants Fund		2,961,027.3	-	2,961,027.3
Child Care and Development Fund		-	-	-
Child Support Enforcement Administration Fund		51,837.0	-	51,837.0
Department Long-Term Care System Fund		2,209,418.6	209,120.0	2,418,538.6
Family Caregiver Grant Fund		787.6	-	787.6
Neighbors Helping Neighbors Fund		28.5	-	28.5
Health Care Investment Fund Expenditure Authority		54,412.3	-	54,412.3
American Rescue Plan Act		164,950.6	-	164,950.6
Revenue From State or Local Agency Fund		2,725.3	-	2,725.3
Special Olympics Fund		100.6	-	100.6
Unemployment Insurance Benefits Fund		331,868.0	16,842.0	348,710.0



State of Arizona Budget Request

State Agency

Department of Economic Security

Department of Economic Security	7,406,321.6	461,392.0	7,867,713.6
Total:			

Funding Issue List

Agency: Department of Economic Security

FY 2023

Priority	Funding Issue Title	Total FTE	Total Amount	General Fund	Other Appropriated Funds	Non- Appropriated Funds
1	Caseload Growth: Serving Arizonans in Need	-	348,500.0	132,780.0	6,600.0	209,120.0
2	Reducing Child Protection System Involvement	-	4,500.0	-	4,500.0	-
3	Child Care Network Support	-	91,000.0	-	91,000.0	-
4	Long-Term Care Ombudsman - Biannual Visitations	-	550.0	550.0	-	-
5	Technical Adjustments	-	16,842.0	-	-	16,842.0
Total:		-	461,392.0	133,330.0	102,100.0	225,962.0

Funding Issue Detail

Agency: Department of Economic Security

Issue: 1 Caseload Growth: Serving Arizonans in Need

Calculated ERE: 10,127.1

Uniform Allowance:

Program: SLI Case Management - Medicaid
Fund: AA1000 General Fund (Appropriated)

	Expenditure Categories	FY 2025
6000	Personal Services	2,640.2
6100	Employee Related Expenditures	1,166.0
	Subtotal Personal Services and ERE	3,806.2
	Program/Fund Total:	3,806.2

Program: SLI Case Management - Medicaid
Fund: DE2224 Department Long-Term Care System Fund (Non-Appropriated)

	Expenditure Categories	FY 2025
6000	Personal Services	5,191.7
6100	Employee Related Expenditures	2,293.0
	Subtotal Personal Services and ERE	7,484.7
	Program/Fund Total:	7,484.7

Program: SLI Case Management State-Only
Fund: AA1000 General Fund (Appropriated)

	Expenditure Categories	FY 2025
6000	Personal Services	1,670.0
6100	Employee Related Expenditures	736.9
	Subtotal Personal Services and ERE	2,406.9
6200	Professional & Outside Services	339.6
6500	Travel In-State	3.5
7000	Other Operating Expenditures	216.2
8500	Non-Capital Equipment	3.8
	Program/Fund Total:	2,970.0

Funding Issue Detail

Agency: Department of Economic Security

Issue: 1 Caseload Growth: Serving Arizonans in Need

Program: SLI Home and Community Based Services - Medicaid
Fund: AA1000 General Fund (Appropriated)

	Expenditure Categories	FY 2025
6800	Aid To Organizations & Individuals	80,824.2
Program/Fund Total:		80,824.2

Program: SLI Home and Community Based Services - Medicaid
Fund: DE2224 Department Long-Term Care System Fund (Non-Appropriated)

	Expenditure Categories	FY 2025
6800	Aid To Organizations & Individuals	158,942.8
Program/Fund Total:		158,942.8

Program: SLI Institutional Services - Medicaid
Fund: AA1000 General Fund (Appropriated)

	Expenditure Categories	FY 2025
Program/Fund Total:		-

Program: SLI Institutional Services - Medicaid
Fund: DE2224 Department Long-Term Care System Fund (Non-Appropriated)

	Expenditure Categories	FY 2025
Program/Fund Total:		-

Program: SLI State-Funded Long Term Care Services
Fund: AA1000 General Fund (Appropriated)

	Expenditure Categories	FY 2025
6800	Aid To Organizations & Individuals	470.0
Program/Fund Total:		470.0

Funding Issue Detail

Agency: Department of Economic Security

Issue: 1 Caseload Growth: Serving Arizonans in Need

Program: SLI State-Funded Long Term Care Services
Fund: DE2224 Department Long-Term Care System Fund (Appropriated)

	Expenditure Categories	FY 2025
6800	Aid To Organizations & Individuals	6,600.0
Program/Fund Total:		6,600.0

Program: SLI DDD Premium Tax Payment
Fund: AA1000 General Fund (Appropriated)

	Expenditure Categories	FY 2025
7000	Other Operating Expenditures	2,096.4
Program/Fund Total:		2,096.4

Program: SLI DDD Premium Tax Payment
Fund: DE2224 Department Long-Term Care System Fund (Non-Appropriated)

	Expenditure Categories	FY 2025
7000	Other Operating Expenditures	4,122.6
Program/Fund Total:		4,122.6

Program: SLI Targeted Case Management - Medicaid
Fund: AA1000 General Fund (Appropriated)

	Expenditure Categories	FY 2025
7000	Other Operating Expenditures	1,520.0
Program/Fund Total:		1,520.0

Funding Issue Detail

Agency: Department of Economic Security

Issue: 1 Caseload Growth: Serving Arizonans in Need

Program: SLI Targeted Case Management - Medicaid

Fund: DE2224 Department Long-Term Care System Fund (Non-Appropriated)

Expenditure Categories		FY 2025
7000	Other Operating Expenditures	2,990.0
Program/Fund Total:		2,990.0

Program: SLI Physical and Behavioral Health Services - Medicaid

Fund: AA1000 General Fund (Appropriated)

Expenditure Categories		FY 2025
6800	Aid To Organizations & Individuals	18,093.2
Program/Fund Total:		18,093.2

Program: SLI Physical and Behavioral Health Services - Medicaid

Fund: DE2224 Department Long-Term Care System Fund (Non-Appropriated)

Expenditure Categories		FY 2025
6800	Aid To Organizations & Individuals	35,579.9
Program/Fund Total:		35,579.9

Funding Issue Detail

Agency: Department of Economic Security

Issue: 1 Caseload Growth: Serving Arizonans in Need

Program: Aging and Adult Services
Fund: AA1000 General Fund (Appropriated)

	Expenditure Categories	FY 2025
6000	Personal Services	12,258.6
6100	Employee Related Expenditures	5,931.2
	Subtotal Personal Services and ERE	18,189.8
6200	Professional & Outside Services	570.0
6500	Travel In-State	14.5
6800	Aid To Organizations & Individuals	1,000.0
7000	Other Operating Expenditures	1,409.4
8400	Capital Equipment	1,582.9
8500	Non-Capital Equipment	233.4
	Program/Fund Total:	23,000.0

Issue: 2 Reducing Child Protection System Involvement

Calculated ERE:
Uniform Allowance:

Program: SLI TANF Cash Benefits
Fund: DE2007 Temporary Assistance for Needy Families (TANF) Fund (Appropriated)

	Expenditure Categories	FY 2025
6800	Aid To Organizations & Individuals	4,500.0
	Program/Fund Total:	4,500.0

Issue: 3 Child Care Network Support

Calculated ERE:
Uniform Allowance:

Program: SLI Child Care Subsidy
Fund: DE2008 Child Care and Development Fund (Appropriated)

	Expenditure Categories	FY 2025
6800	Aid To Organizations & Individuals	91,000.0
	Program/Fund Total:	91,000.0

Calculated ERE:

Funding Issue Detail

Agency: Department of Economic Security

Issue: 4 Long-Term Care Ombudsman - Biannual Visitations

Uniform Allowance:

Program: SLI Long-Term Care Ombudsman
Fund: AA1000 General Fund (Appropriated)

Expenditure Categories	FY 2025
6800 Aid To Organizations & Individuals	550.0
Program/Fund Total:	550.0

Issue: 5 Technical Adjustments

Calculated ERE:
Uniform Allowance:

0

Program: Aging and Adult Services
Fund: DE2985 American Rescue Plan Act (Non-Appropriated)

Expenditure Categories	FY 2025
Program/Fund Total:	-

Program: SLI Community and Emergency Services
Fund: DE2985 American Rescue Plan Act (Non-Appropriated)

Expenditure Categories	FY 2025
Program/Fund Total:	-

Program: SLI Coordinated Homeless Services
Fund: DE2985 American Rescue Plan Act (Non-Appropriated)

Expenditure Categories	FY 2025
Program/Fund Total:	-

Program: SLI Domestic Violence Prevention
Fund: DE2985 American Rescue Plan Act (Non-Appropriated)

Expenditure Categories	FY 2025
Program/Fund Total:	-

Funding Issue Detail

Agency: Department of Economic Security

Issue: 5 Technical Adjustments

Program: SLI Emergency Rental Assistance Program
Fund: DE2985 American Rescue Plan Act (Non-Appropriated)

Expenditure Categories

FY 2025

Program/Fund Total: _____ -

Program: SLI Coordinated Hunger Services
Fund: DE2985 American Rescue Plan Act (Non-Appropriated)

Expenditure Categories

FY 2025

Program/Fund Total: _____ -

Program: Employment and Rehabilitation Services
Fund: DE2985 American Rescue Plan Act (Non-Appropriated)

Expenditure Categories

FY 2025

Program/Fund Total: _____ -

Program: Unemployment Insurance
Fund: DE7510 Unemployment Insurance Benefits Fund (Non-Appropriated)

Expenditure Categories

FY 2025

6800 Aid To Organizations & Individuals _____ 16,842.0

Program/Fund Total: _____ 16,842.0



DEPARTMENT OF ECONOMIC SECURITY

Your Partner For A Stronger Arizona

Katie Hobbs
Governor

Angie Rodgers
Director

Caseload Growth: Serving Arizonans in Need

Fiscal Year 2025 Budget Request

Program Background and Issue

Arizona's Adult Protective Services (APS) and Developmental Disabilities (DD) systems both experience annual increases in caseload. According to [US Census Bureau](#) data, Arizona's population has grown substantially with a 2.5 percent increase over the past two years and a growing share of those aged 65 and older within the total population. Notwithstanding the general population growth and shifts that affect caseload growth, the Department of Economic Security (DES or Department) has also witnessed growth as a result of other factors including APS program awareness through DES campaigns and growing awareness of a DDD program that is nationally recognized for level of service and may contribute to in-migration to Arizona for enrollment.

Arizona's population growth is among the fastest in the nation, ranking fifth in the country from 2010 to 2020 and growing by almost 17 percent in that time period. Arizona's Office of Economic Opportunity [projects](#) that Arizona will remain one of the fastest growing states through 2024, correlating directly to increased DD caseload and APS needs. The aging population, in particular, is one of the fastest growing segments in the United States, with adults 65 and older now making up 18 percent of Arizona's population. Homelessness in Arizona has increased by over 30 percent since the onset of the COVID-19 pandemic, and the largest age group experiencing homelessness are those [ages 55 and over](#); and, as a result this age group typically requires a heightened level of state-provided services and assistance. Many adults within this population become financially vulnerable due to an assortment of factors including unexpected medical bills, loss of a spouse, rent increases, or the impacts of inflation on fixed retirement benefits.

In order to more proactively support this population, the Office of the Governor, Arizona Health Care Cost Containment System (AHCCCS), the Department of Health Services, and DES have partnered to launch the [Speak Up AZ!](#) campaign that was announced at DES' [World Elder Abuse Awareness](#) Day Conference. The goal of the campaign is to increase awareness, prevention and reporting of suspected adult maltreatment, increasing the need for funding in the current year in order to avoid regressing on the significant progress that has been made in the timely investigation of APS cases over the past year.

Adult Protective Services: Overview

APS is responsible for receiving reports through the Central Intake Unit (CIU) of all cases of suspected abuse, neglect and exploitation of a vulnerable adult. There, Intake Specialists conduct an initial assessment of an individual's safety using the limited information provided by the reporter. If the

communication meets the criteria to become a report, it is assigned to an APS investigator to make contact with the vulnerable adult within one to five business days, depending on the severity of the allegation and potential risk to the client. An APS investigator's first contact with a potential victim involves ensuring the vulnerable adult is safe and an assessment is performed of the adult's physical, cognitive, psychological and functional status as well as their living arrangement, support system and strengths. In addition to assessing the victim and their surroundings, the allegations of abuse, neglect (including self-neglect), or exploitation are also evaluated. Based on the findings, the investigator will develop a case plan with the vulnerable adult or vulnerable adult's representative. The APS investigator is a representative of DES, working to strike the balance between an adult's right to personal freedom and self-determination while reducing or eliminating the safety issues and risk of abuse, neglect, or exploitation. The step-up chart below outlines the process for conducting an APS investigation:

APS Investigation Process



APS: Types and Severity of Cases

As mentioned above, APS cases can fall into three main categories: abuse, neglect and exploitation. State law, A.R.S. § 46-451, defines and describes each type of allegation.

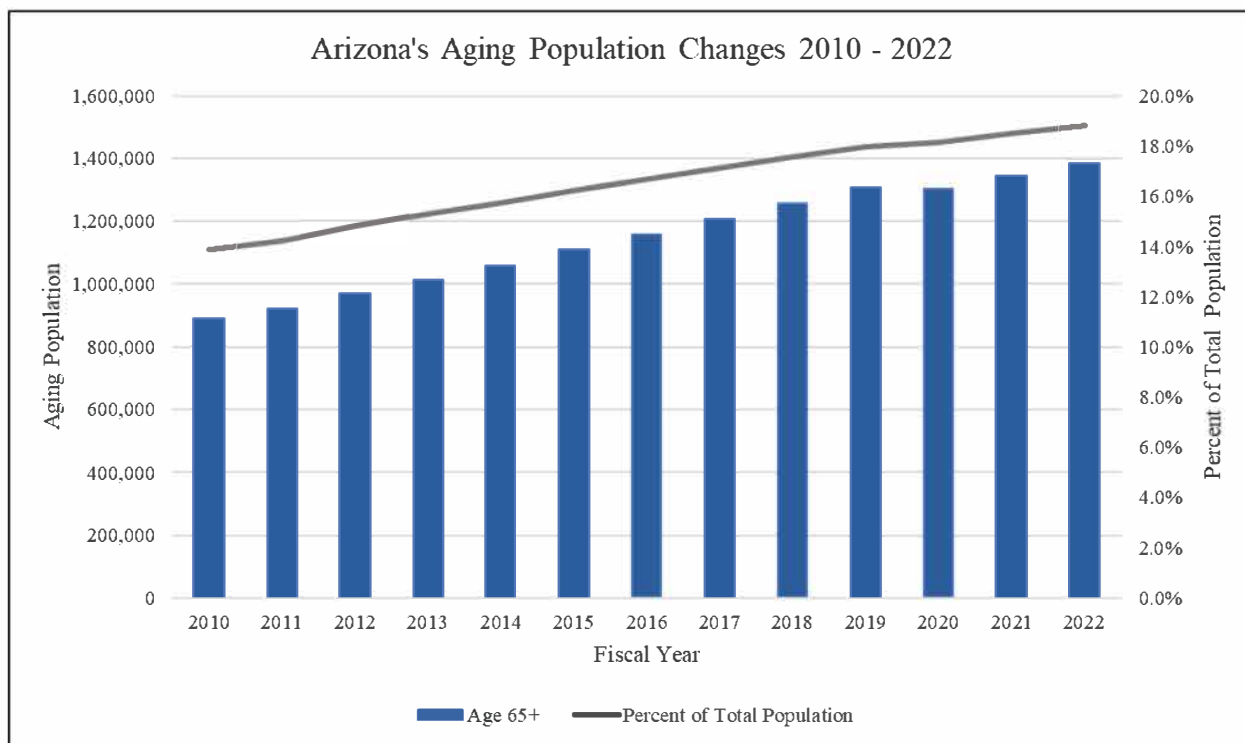
Abuse includes the intentional infliction of physical harm, injury caused by negligent acts or omissions, unreasonable confinement, sexual abuse or sexual assault and emotional abuse.

Neglect is defined as the deprivation of food, water, medication, medical services, shelter, supervision, cooling, heating, or other services necessary to maintain a vulnerable adult's minimum physical or mental health. In addition to neglect, there is also the subcategory of **self-neglect**. The Department has recently partnered with two local areas to provide direct client services to address the root causes of self-neglect and help these adults make lasting changes, simultaneously supporting and empowering them while reducing the long-term and often continual use of other APS services by this subcategory of APS clients.

Exploitation is the illegal or improper use of a vulnerable adult or the vulnerable adult's resources for another's profit or advantage. More specifically, **financial exploitation** is the wrongful or unauthorized withholding, appropriating, or using of a vulnerable adult's money, assets, or property. In addition to a specialized investigative unit for financial exploitation cases, APS works closely with the financial services community including banks, credit unions, and financial advisors to identify, report and investigate financial exploitation.

On top of the complexities that are involved with the many different types of APS allegations, investigators are also faced with the likelihood of law enforcement being involved within many stages of

the investigation. Criminal acts that warrant the involvement of law enforcement include physical and sexual assault, theft, fraud, financial exploitation, endangerment, threats or intimidation, emotional and verbal abuse and criminal trespassing.



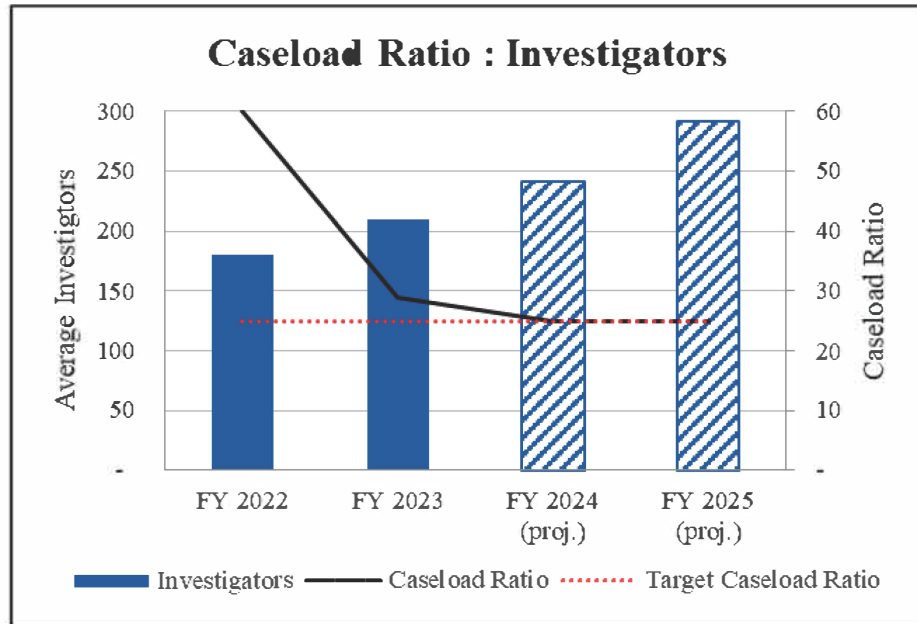
APS: Growth Drivers

The State of Arizona has made significant strides in recent years toward improving the services it provides for the state’s most vulnerable populations. The [Abuse and Neglect Prevention Task Force](#) that met from March-September of 2019 recommended focusing on APS investigator caseloads as a metric for ensuring client safety and well-being. To do this, the Department utilized a 1:25 investigator to caseload ratio as recommended by the National Adult Protective Services Association (NAPSA)¹ and outlined in the [Adult Protective Services Action Plan](#), as a metric for determining the program’s ability to ensure safety and support for clients.

This caseload calculation considers factors such as the complexity of work involved during an APS investigation and the needs of APS clients. It is a metric used by APS programs nationwide to ensure the efficacy of programs in creating positive and supportive outcomes and reducing recurrence within the APS program. This metric has proven useful in determining the general workload condition of APS investigators as well as the clients they serve, especially during times of increased economic and societal hardship such as the COVID-19 pandemic and record heat. The chart below outlines the APS program’s

¹ Joanne M Otto, “Adult Protective Services Caseload Management,” National Adult Protective Services Association, 2014, <http://www.napsa-now.org/wp-content/uploads/2014/11/TA-Brief-Caseload-Management-FINAL.pdf>

recent strides in reaching a 1:25 investigator to caseload ratio as well as the projected investigator need to maintain this momentum into fiscal year 2025.

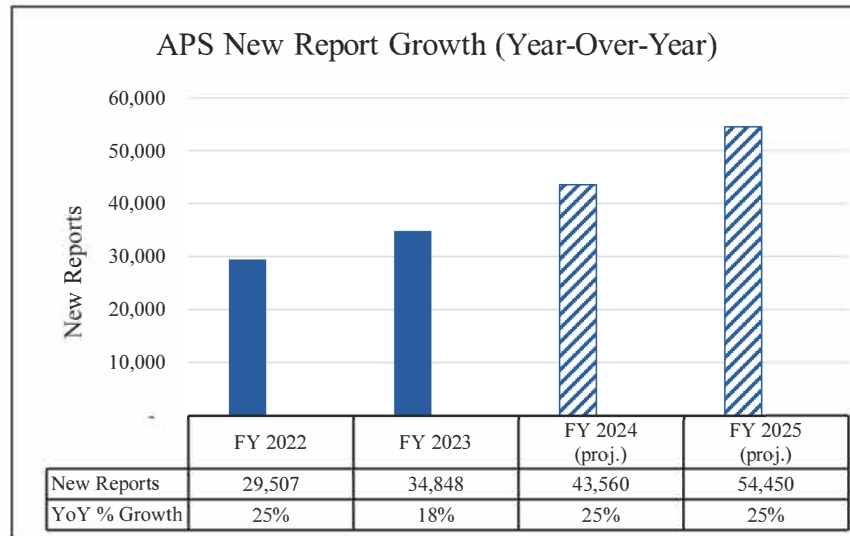


The training period for investigators lasts for nine weeks, in which the new investigator is fully immersed in a training academy and upon graduation, only begins working on a few cases at any given time. As of October 2022, the Department has updated its methodology for calculating the APS caseload per investigator metric to more closely reflect the active number of case-carrying investigators. Case-carrying investigators can be defined as an investigator who: 1) has completed the formal, academy-style New Investigator Training and Onboarding (NITO) academy; and, 2) has active cases assigned to them.

With staffing levels reaching 209 case-carrying investigators by the end of fiscal year 2023, APS has made significant strides in improving the efficiency and effectiveness of investigating cases of abuse, neglect, and exploitation. Through hiring new investigators, the Department has progressed toward meeting the NAPSA-recommended 1:25 caseload ratio. At the end of fiscal year 2023, APS had a statewide average caseload of 31 cases per investigator, whereas fiscal year 2022 ended with an average of around 60 cases per investigator. This has also resulted in nearly a 50 percent decrease in the total open cases, meaning cases are being investigated efficiently, further improving client outcomes. There has been considerable progress in closing open cases as well. Despite receiving an 18 percent increase in new reports over fiscal year 2022, investigators were still able to complete more investigations each month compared to what was received. This has resulted in a gradual decrease in the APS total caseload.

Previously, APS investigators have needed to take on more cases than what is recommended at the national level as reports continue to rise. If the Department does not receive funding to address APS growth by fiscal year 2025, the estimated 43,560 new reports projected for fiscal year 2024 will result in a rise in the caseload ratio for each investigator by the end of the year, negatively impacting client outcomes and the Department's ability to provide these critical services at an efficient, baseline level.

New Report Growth



The consistent increase in new reporting can be linked to several factors, many as a result of the nationwide inflation of essential goods and services. While year-over-year inflation in the United States increased by around 8 percent in 2022, the Phoenix Metropolitan area has seen a [larger increase](#) of 11.5 percent in prices. Inflation increases in the Phoenix area are being driven largely by the costs of food and housing: Housing prices increased 16.2 percent from 2021 to 2022, while food prices increased by more than 8 percent over the same time period.

The impacts of inflation create additional risk for vulnerable adults, who are often forced to choose between paying rent or obtaining life sustaining medication. Additionally, medical care costs have risen over 8 percent when comparing 2022 to 2020. These inflationary pressures have a significant impact on the vulnerable adult community, a community which typically counts on a fixed, monthly income from varying sources in order to survive. Without access to the proper nutrition and medical care, there lies an increased risk of self-neglect among this community.

Changes in recent years to the statutory requirements of types of individuals who are mandated reporters has also contributed to new report growth. All of these factors have contributed to increased awareness in recognizing and reporting potential vulnerable adult abuse, neglect and exploitation.

APS: Funding Source Replacement for the Victims of Crimes Act (VOCA) Funding

The VOCA Fund was created by the U.S. Congress in 1984 to provide federal support to state and local governments that assist victims of crime. The VOCA fund uses non-taxpayer money from the Crime Victims Fund (CVF) for programs that serve victims of crime, including state-formula victim assistance grants.

In 1985, the Department of Public Safety (DPS) was designated to administer the State of Arizona’s VOCA Assistance Program. DPS supports and promotes quality services for crime victims by partnering

with local agencies throughout the state, such as DES, which provides essential services for victims. Governmental and non-profit recipients of the VOCA grant provide a wide range of victim services. As part of the APS program, vulnerable adults who have been or are assumed to have been a victim of crime are provided a multitude of services through the federal VOCA grant, including:

- A statewide hotline for victims
- Impact assessment of the crime
- Identification of the victim's needs
- Case management
- Crisis intervention and safety planning

The level of VOCA funding is subject to the balance of the Crime Victims Fund, which is a federal fund source financed through fines and penalties paid by convicted federal offenders, and has been [decreasing steadily](#)² since fiscal year 2017. To date, all organizations receiving VOCA funding have been notified of the intent from the Department of Public Safety (DPS) to renew their award for fiscal year 2024 at approximately 45 percent of their previous award amount, with the exception of DES and the Secretary of State's Office. The lack of VOCA funding is expected to affect the level of services available through various crime victim programs across Arizona, especially APS services.

DPS does not intend to renew any portion of the VOCA award for the agency going forward, following the one-time appropriation in fiscal year 2024 budget utilizing \$9.1 million General Fund. Considering VOCA makes up [approximately 30 percent](#) of Arizona's APS budget, replacing the loss of this fund source is crucial to maintaining APS services at any comparable level of timeliness.

Developmental Disabilities: Overview

Support for individuals with developmental disabilities through the Department creates a source of empowerment for these communities to live meaningful and self-directed lives. Each year, the Department supports over 51,000 people residing in Arizona who have developmental disabilities, and access to the services provided by DES is essential for most within this population. The quality of care and attention provided to each of these members has remained high and families from across the country are migrating to Arizona as they seek that quality of life. As a model state for delivering high quality services to individuals with developmental disabilities, it is vital that DES uphold and improve upon this level of service provision.

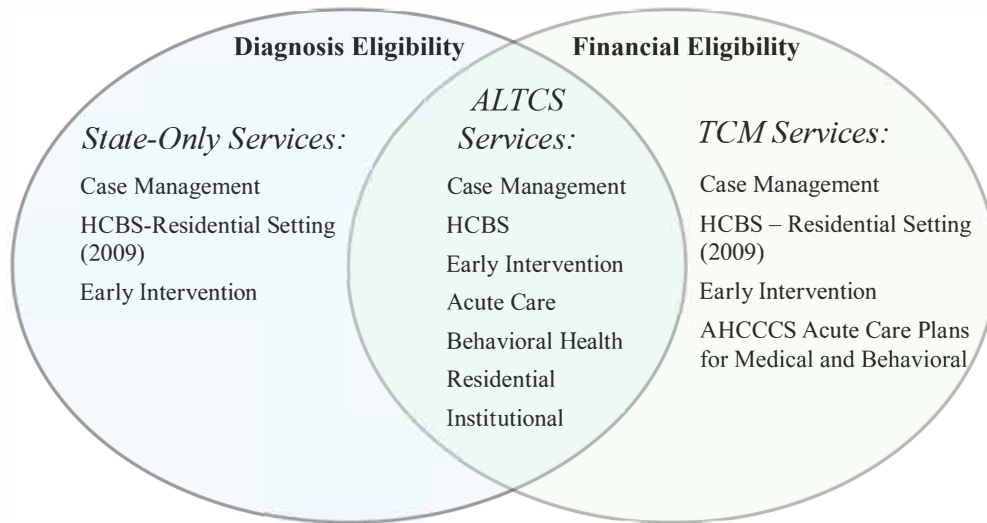
Within DES, the Division of Developmental Disabilities (DDD) is committed to supporting the 51,000 members diagnosed with qualifying disabilities including Autism, Cerebral Palsy, Epilepsy, Down Syndrome and other cognitive or intellectual disabilities. Approximately 90 percent of DDD members receive services in their own homes and communities, as DDD seeks to maximize the independence of

² "FY 2007 - FY 2023 State Victim Assistance Formula Allocations," Office for Victims and Crime, last modified April 30, 2023, <https://ovc.ojp.gov/about/crime-victims-fund/state-victim-assistance-allocations.pdf>

enrolled individuals, serving many different member groups, each with their own needs and eligibility requirements.

Members are enrolled across various programs including the Arizona Long Term Care System (ALTCS), Targeted Case Management (TCM) and State-Only Case Management (SO CM). The Department works with potential members to determine which program they may qualify for based on their medical status, financial resources and required level of care. The graphic below provides a simplified view of the eligibility determination process and the services provided for each program.

DDD Eligibility Determination



Members enrolled in the Arizona Long Term Care System (ALTCS) encompass the largest group among DDD members with 39,230 enrolled individuals. As long as they meet the financial eligibility, adult members enrolled in ALTCS remain enrolled for the duration of their lives. As the population of Arizona continues to grow, the Department continues to see caseload growth throughout various client member-populations, including ALTCS. As the ALTCS caseload continues to increase, room and board costs have also increased for State-Funded Long Term Care (SFLTC), which funds room and board expenses for ALTCS members. Increasing ALTCS client counts year over year and the projected rise of the Capitation Rate per ALTCS client requires additional appropriation authority and appropriated General Fund.

In addition to ALTCS, TCM, and State-Only programs, DDD provides home and community-based services (HCBS) such as attendant care, day treatment, employment services, habilitation, respite care, therapies and transportation to ALTCS members. These services help members remain connected to their families and local communities as the Department seeks to maximize the independence of enrolled individuals. HCBS is part of a suite of vital programs within ALTCS to assist DDD members in leading independent lives, including Case Management and Physical and Behavioral Health services.

According to preliminary estimates by AHCCCS actuaries, capitation costs are expected to grow at a slower rate in fiscal year 2024 and 2025 than in fiscal year 2023 as cost growth continues to normalize after the pandemic, which leaves caseload growth as the primary driver of increased DDD costs in fiscal year 2025. Coupled with the ending of the national Public Health Emergency (PHE) and the associated enhanced Federal Medical Assistance Percentage (FMAP) rate that states received, General Fund costs are expected to increase by just under \$110 million.

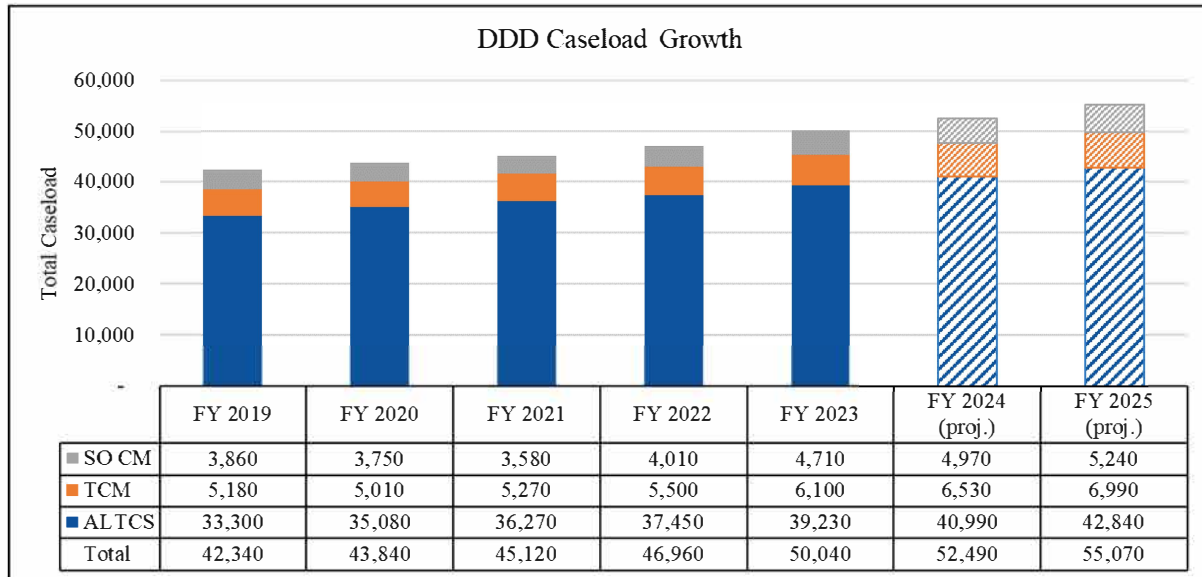
DDD: Caseload and Capitation Growth

As the population of Arizona expands, the number of DDD eligible Arizonans tends to increase in tandem. According to the U.S. Census Bureau’s most recent data, the state’s population has increased by 12.3 percent over the last decade, increasing the number of DDD eligible members. Increased funding in alignment with the consistent year-over-year caseload growth has allowed for the Department to continue to provide services that assist members in leading autonomous lives across all DDD programs.

ALTCS, State Funded Long Term Care (SFLTC), TCM, SO (State-Only) and Caseload and Capitation Projected Growth Rates

Program or Rate	Projected Growth(%)
ALTCS Caseload	4.50%
ALTCS Capitation Rate	2.00%
SFLTC Monthly Expense	4.00%
TCM Caseload	7.00%
TCM Capitation Rate	2.00%
SO Caseload	5.50%

Overall DDD membership reached 50,000 total members across State-Only Case Management (SO CM), Targeted Case Management (TCM), and ALTCS in fiscal year 2023 and is projected to reach over 55,000 members by the end of fiscal year 2025. ALTCS caseload has increased consistently year over year, and is projected to reach an average monthly caseload of 43,000 in fiscal year 2025. Because ALTCS makes up the majority of DDD caseload, any growth in that program is a main contributor to overall caseload. State Only Case Management and Targeted Case Management had a significant increase in average caseload during fiscal year 2023. SO CM is projected to reach an average monthly caseload of 5,300 in fiscal year 2025, while TCM is projected to reach an average monthly caseload of 7,000.



Complicating projections this year is a change to Arizona’s FMAP, which will decrease from 69.59 percent to 66.29 percent — this federally set FMAP results in a higher state obligation of General Fund dollars in order to receive Medicaid Title XIX match dollars. The FMAP rate is expected to remain at that level through fiscal year 2025.

Due to the increase in both the number of eligible members and expanding service utilization per member across ALTCs, TCM and SO CM, an increase in General Fund and Title XIX appropriation authority is required. A General Fund increase of \$109.8 million and Medicaid Title XIX Appropriation authority of \$209.1 million is required for DDD caseload and capitation for fiscal year 2025.

Caseload and Capitation Cost Breakout

Special Line Item	General Fund	Title XIX	Amount Requested
ALTCs	\$104,820,000	\$206,130,000	\$310,950,000
TCM	\$1,520,000	\$2,990,000	\$4,510,000
SFLTC	\$470,000	-	\$470,000
SOtCM	\$2,970,000	-	\$2,970,000
Total:	\$109,780,000	\$209,120,000	\$318,900,000

DDD: State Funded Long Term Care

The State Funded Long Term Care (SFLTC) special line provides room and board services for (ALTCs members within the DDD program. Residential room and board services for ALTCs members are non-reimbursable by federal Medicaid Title XIX dollars and make up 98 percent of the expenditures in this special line item. Funding for the line is primarily derived from the billing of ALTCs members, also known as Client Billing Revenue (CBR) and interest earned from the generated ALTCs fund balance. As caseload continues to rise for the ALTCs population, the utilization of services and SFLTC room and

board costs are increasing. The Department anticipates greater growth in rates for the various populations and services provided.

DDD: SFLTC Cost Drivers & Historical Shortfalls

The total number of DDD members utilizing SFLTC room and board services continually rises each year. 42,000 individuals are enrolled in ALTCS, representing a majority of DDD members. Combined with the average cost per unit of service increasing each year, this has led to an approximate 5 percent cost increase each fiscal year since fiscal year 2018, the last year that additional authority was appropriated to cover the structural shortfall. Costs in this line are expected to continue growing at a similar rate of 4 percent through fiscal year 2025. In order to address previous shortfalls, DDD has either transferred funds internally or requested additional authority to cover expenses. In fiscal year 2019, an appropriation transfer of \$2.2 million was required as expenditures exceeded the appropriated budget. In fiscal year 2020, the Department experienced an expenditure authority structural shortfall that led to an appropriation transfer of \$2.7 million.

The same inflationary pressure on housing and food impacting APS caseloads is putting operational pressure on the small businesses caring for DDD members. In 2022, housing prices in Phoenix increased 16.2 percent annually when compared to 2021, creating aggressive competition for shelter and pressure on everything from rent to repairs. With these rising costs, the Department cannot continue to provide services in the same manner as it has in previous years without additional support.

DDD: SFLTC Expenditure Authority Request

DES requests an authority-only increase to raise provider rates for SFLTC services by 7.5 percent, which will help offset inflationary pressures. Considering this is an increase to authority only, DDD will utilize a combination of increased client billing revenue and carryforward funds from Long-Term Care (LTC) interest. This interest will be transferred to the SFLTC program and spent with the supplemental authority.

Without this increase, DDD will have sufficient funds, but not the authority, to process payments. Not funding SFLTC will have a direct impact on DDD members, who as a result will lose access to the level of care that could otherwise be offered. It is in the best of interest of DDD members, that the rates are increased in order to meet the needs of this community.

Proposed Solution

In order to maintain the current level of service while accounting for the growth in membership, a lower FMAP rate and the phasing out of the enhanced FMAP rate that was established during the public health emergency, the Department requires an increase of \$109.8 million in General Fund as well as \$209.1 million in Title XIX in order to have sufficient authority. DES requests a total funds increase of \$318.9 million to cover the growth for ALTCS, TCM, SFLTC and SO CM.

The authority-only request for SFLTC to increase provider rates in those service areas would help significantly in achieving a solution for DDD to maintain their level of care and service for their clients. This increase also aids in combating the inflationary pressures.

Furthermore, in order to handle the anticipated influx of new reports, the Department is requesting additional funding to increase APS investigator staffing levels and associated support positions to ensure consistent and timely resolution of all reports of abuse, neglect and exploitation, in accordance with national best practice standards of caseload averages of 25 cases per investigator.

The Department is requesting \$23 million in ongoing General Fund, which includes \$4.7 million to support the current baseline operations, \$8.2 million for growth in fiscal year 2025 and the hiring of 50 investigators, 8 supervisors, 5 district program managers and 13 support staff, as well as the necessary equipment, vehicles and other infrastructure to allow staff to properly conduct APS investigations, \$9.1 million to serve as backfill for the loss of VOCA funding, and \$1 million to support the Direct Client Services Program within APS. This program is set to begin in July 2024, and will serve approximately 333 clients at \$3,000 per client.

FY 2025 Total Increase by Service Area

Service Area	General Fund	Other Funds	Amount(\$)
DDD Service Lines	\$109,780,000	\$209,120,000	\$318,900,000
State Funded Long Term Care Authority	-	\$6,600,000	\$6,600,000
Agency Operating Lump Sum - DAAS	\$22,000,000	-	\$22,000,000
Agency Operating Lump Sum - DAAS Direct Client Services Program	\$1,000,000	-	\$1,000,000
Total	\$132,780,000	\$215,720,000	\$348,500,000

Promoting Equitable Outcomes

DDD serves communities across the state through multiple service locations spread out by county. While every county will vary in size and population, it will also vary by need and utilization of services. Rural communities are at times neglected due to a lack of staffing and language barriers. Specifically in border communities, it can become increasingly difficult to obtain necessary services because of language barriers and unawareness of the availability of these services.

Through increasing the provider rates, DDD is able to provide for these communities by expanding the vendor lists and reaching a wider range of individuals in need of services through increased access to care. Striving toward equitable outcomes means that the clients' needs are met depending on the unique challenges they face within their populations. By ensuring that services are not only available, but promoted to potential clients, DDD is striving to close any existing equity gaps in historically underserved, marginalized and adversely affected groups.

The Department is dedicated to placing members in the least restrictive setting possible while allowing members to achieve their full potential. Members in paid residential services, such as group homes, have exhausted other options before being placed. The costs of providing residential services for room and board have significantly increased over the past several years without corresponding rate increases. This

funding request addresses the lack of funding for vendors providing residential services to DDD members. This funding will help ensure DDD has a sufficient residential services network and allow members to continue residing in group homes. DES has held numerous stakeholder meetings with vendors, members, families, and advocates over the past several years when implementing reimbursement rates and stakeholders provided significant feedback during these forums regarding the need to address room and board costs.

Similarly, the majority of APS clients are experiencing economic hardship and are over the age of 65. Many have physical or mental impairments that reduce their ability to protect themselves, and often lack the basic resources needed to maintain a safe standard of living. Insufficient funding puts these already-vulnerable groups at greater risk of isolation, abuse, exploitation and neglect.

Outcomes Supported

This program will support the Governor's priorities of *Economic Growth and Workforce Development*:

- Protecting the health and wellbeing of Arizona families through direct support and protective services, following the Department's values of *People First* and *Respect*
- DES Multi-Year Strategy: Promote family stability and community support

Performance Measures That Will be Used to Evaluate Outcomes

The Department has undertaken efforts to drive a client-centric culture and to optimize business practices, identifying the following metrics to hold providers accountable and improve the delivery of services to members:

- Increase Timely Service Delivery: Improving the DDD network to ensure quality and timely services are being delivered to DDD members
- Quality of Care (QOC) Concerns Reviewed and Mitigated Timely: Any concerns will be appropriately reviewed and mitigated for continued safety and well-being of members

With regard to room and board services, DDD tracks vendors who terminate services and their reasons for termination. The performance measure is to have vendors not terminate services due to insufficient rates.

Additionally, the Department continues to make strides toward improving efficiency by standardizing the process for APS investigators. To determine the level of increased efficiency these improvements have had on the program, the Department will evaluate both the timeliness and quality of APS cases in relation to:

- Reducing the average APS caseload ratio to 1:25
- Increasing the average number of cases closed per investigator per business day (Cases ready for closure are reviewed by an independent quality assurance team for completeness.)

Focusing on the performance measures specified above will allow the program to continue toward a path of improvement as it relates to reducing the overall time it takes for an investigation, in addition to reducing inconsistencies for each investigator, leading to more manageable and realistic caseload ratios.

Impacts of Not Funding and Alternative Considered

Providing services to individuals with developmental disabilities within their own communities can lead to more effective and impactful results for DDD members and their families. Over 90 percent of the more than 51,000 individuals served by DDD live in their own homes or community based settings rather than in institutional settings. This allows members to live meaningful, self-directed lives in the most cost-effective manner for the state.

In accordance with the terms of the Section 1115 Research and Demonstration Project Medicaid Waiver, the State is required to serve all eligible members without the implementation of a waiting list for services. The Department assumes financial risk for service provision through capitation payments and ensures that services are adequate in amount, duration and scope to achieve the purpose for which the service is furnished. The Department is required to ensure program integrity by employing strong program controls including:

- Case management
- Quality assurance
- Quality management
- Uniform accounting, reporting and audit functions.

As the Department operates under the requirements of the 1115 Medicaid Waiver, it has limited options to mitigate the financial risks if the funding request is denied for the affected programs. Alternatives considered for the various DDD populations include changes in eligibility requirements, reduction of available services offered and reduction of provider rates.

However, changes in eligibility criteria would require changes to state statute as well as Arizona's Medicaid Waiver, which would also require federal approval. Eliminating optional services, such as therapies and prescription drugs, would also require changes to state statutes and Arizona's Medicaid Waiver.

Any reduction to the General Fund will directly impact rates paid to providers and services offered to clients. Any rate reductions will severely impact Arizona businesses because they do not have the flexibility to adjust wages for their direct care workers. Providers may opt to no longer contract with the Department which would impact members receiving medically necessary services in a timely manner.

The impact of not fully funding the Department for the caseload growth and the capitation rate will result in an increased strain on the provider network, as providers will have to reduce staff to minimize costs and potentially lead to providers dropping out of the network. Provider attrition could result in breach of

contract and non-compliance with access to care requirements outlined in Section 1902(a)(30)(A) of the Social Security Act, resulting in the potential loss of federal funding. The potential loss of federal funding and the subsequent strain on the provider network would drastically reduce support to the 52,000 members and their families who rely on DDD for critical services. With rising costs, the Department cannot continue to provide services in the same manner as previous years.

Not funding room and board rates will adversely affect the level of care the Department is able to provide to Arizona DDD members. In every corner of the state, there are current DDD members that need services from the Department, and rural communities will be disproportionately affected by any decreases to these services. Achieving equity requires maintaining equitable access and distribution of the services the Department offers. This cannot be accomplished with insufficient funding.

Adult Protective Services has successfully reduced caseload ratios from a high of 1:60 in fiscal year 2021 to 1:27 in early fiscal year 2024, representing significant strides in hiring initiatives, better training methods and salary equity to improve retention and relative experience. There are currently 222 case-carrying investigators, with 10-20 currently in training at a given time to maintain staffing levels in the face of monthly attrition. These ratios have a direct impact on clients, who wait longer for investigations to be complete, experience longer durations between investigator visits, and may not receive the support they need as quickly when investigators are carrying a larger caseload.

Without adequate funding to support caseload and capitation growth, DDD members would face difficulty receiving the services they need as service providers pulled back, and APS would revert back into the larger caseload ratios and resultant high staff turnover that the Department has made great strides in mitigating over the past two years.

Statutory References

[Section 1902\(a\)\(30\)\(A\) of the Social Security Act](#)

[Laws 2020, Second Regular Session, Chapter 46](#)

[ARS 36-2953 Section B](#)

[A.R.S. § 13-3623](#)

[A.R.S. § 46-451](#)

[A.R.S. § 46-454](#)



DEPARTMENT OF ECONOMIC SECURITY

Your Partner For A Stronger Arizona

Katie Hobbs
Governor

Angie Rodgers
Director

Caseload Growth: Serving Arizonans in Need

Adult Protective Services Supplemental

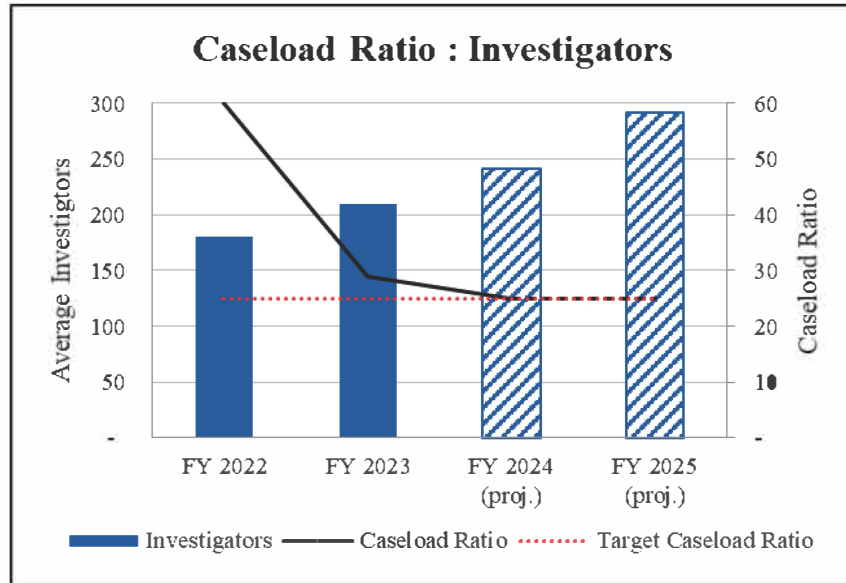
Fiscal Year 2024 Budget Request

Program Background and Issue

Adult Protective Services (APS) is a program within the Division of Aging and Adult Services (DAAS or Division), a section of the Department of Economic Security (DES or Department), tasked with investigating and substantiating claims of physical or emotional abuse, neglect, and exploitation of vulnerable adults. As defined in Arizona's APS statutes, [A.R.S. § 46-451t](#), a vulnerable adult is an individual 18 years of age or older who cannot protect themselves from abuse, neglect, or exploitation by others due to mental or physical impairments, including incapacitated individuals. To achieve these goals, APS collaborates with law enforcement, state agencies and community partners.

The APS program has seen substantial growth in new reports over the past year, and a total caseload of 43,500 projected for fiscal year 2024. The Department utilizes a 1:25 investigator to caseload ratio as recommended by the National Adult Protective Services Association (NAPSA)¹ and outlined in the [Adult Protective Services Action Plan](#), as a metric for determining the program's ability to ensure safety and support for clients. This caseload calculation considers many factors, including the complexity of work involved during an APS investigation as well as the needs of APS clients. It is a metric used by APS programs across the country to ensure the efficacy of programs in creating positive and supportive outcomes and reducing recurrence within the APS program. Historically, this metric has proven useful in determining the general workload condition of APS investigators as well as the clients they serve, especially during times of increased economic and societal hardship such as the COVID-19 pandemic and record heat. The chart below outlines the APS program's recent strides in reaching a 1:25 investigator to caseload ratio as well as the projected investigator need to maintain this momentum into fiscal year 2025.

¹ Joanne M Otto, "Adult Protective Services Caseload Management," National Adult Protective Services Association, 2014, <http://www.napsa-now.org/wp-content/uploads/2014/11/TA-Brief-Caseload-Management-FINAL.pdf>



In previous years, APS investigators have carried caseloads above the national recommendations due to increasing reports. In the fiscal year 2025 budget request, DES has stated a need of \$23 million, citing the forthcoming growth in new reports over the next two years. This request includes \$4.7 million to support the current baseline operations, \$8.2 million for growth in fiscal year 2025, \$9.1 million to backfill the loss of federal VOCA funding, and \$1 million to support the new Direct Client Services Program in DAAS.

In addition to the fiscal year 2025 request, the Department is also requesting \$4.7 million in supplemental funding for the current budget year to maintain baseline operations in the midst of this new reporting growth. If the Department does not receive funding to address APS growth by fiscal year 2025, the estimated 43,560 new reports projected for fiscal year 2024 will result in a rise in the caseload ratio for each investigator by the end of the year, negatively impacting client outcomes and the Department’s ability to provide these critical services at an efficient, baseline level. While the Department has had success in bringing on new investigators to help close cases at a higher rate, the level of new reports received has still increased by 18 percent since fiscal year 2022. APS has determined the need for staffing to be at an average of 241 case-carrying investigators throughout fiscal year 2024 in order to maintain the projected growth at an efficient, baseline level.

The consistent uptick in new reporting can be linked to several factors, many as a result of the nationwide inflation of essential goods and services. For example, food prices increased 9.8 percent between 2021 and 2022, and have continued to grow 8.2 percent in the first half of 2023.² Additionally, medical care costs have risen over 8 percent when comparing 2022 to 2020. These inflationary pressures have a significant impact on the vulnerable adult population, which typically counts on a fixed, monthly income from varying sources in order to survive. Without access to the proper nutrition and medical supplements, there lies an increased risk of self-neglect among this population. Changes in recent years to the statutory

² Bureau of Labor Statistics, All items in Phoenix-Mesa-Scottsdale, AZ, all urban consumers, not seasonally adjusted. <https://data.bls.gov/pdq/SurveyOutputServlet>

requirements of types of individuals who are mandated reporters has also contributed to new report growth. There continues to be increased awareness in recognizing and reporting potential vulnerable adult abuse, neglect, and exploitation.

Proposed Solution

The Department has acknowledged the challenges faced by numerous state agencies in recent years, while adhering to its unwavering mission of ensuring a secure and resilient Arizona for its vulnerable populations. Considering the statewide budget pressures with various government services, the limits of additional funding in [Laws 2023, Chapter 133](#) is recognized, but the need outlined in the [DES FY 2024 Budget Request](#) remains. A supplemental request of \$4.7 million in fiscal year 2024 for growth in new reports has been determined as necessary to avoid potentially placing vulnerable adults at risk and regressing on the significant progress that has been made in the timely investigation of APS cases over the past year.

Special Line Item	Fund Source	Amount(\$)
DAAS Operating Lump Sum	General Fund	\$4,700,000
Total		\$4,700,000

Promoting Equitable Outcomes

The majority of APS clients are experiencing economic hardship and are over the age of 65. Many have physical or mental impairments that reduce their ability to protect themselves, and often lack the basic resources needed to maintain a safe standard of living. Insufficient funding puts these already-vulnerable groups at greater risk of isolation, abuse, exploitation and neglect.

Strategic Initiatives Affected

In alignment with the [Governor’s priority](#) to “protect the health and well-being of Arizona families,” maintaining the current caseload ratios and staffing of Adult Protective Services allows for the Department to uphold the values of *Respect* and *People First*.

Appropriate staffing levels in addition to reducing redundancies and rework within the investigation process facilitates the support of Arizona’s vulnerable adult population by ensuring that each allegation of neglect, abuse, and exploitation are investigated and that clients have the resources they need, while also maintaining high standards of efficiency and proficiency.

Performance Measures That Will be Used to Evaluate Outcome

The Department continues to make strides toward improving efficiency by standardizing the process for APS investigations. To determine the level of increased efficiency these improvements have had on the program, the Department will evaluate both the timeliness and quality of APS cases in relation to:

- Reducing the average APS caseload ratio to 1:25
- Increasing the average number of cases closed per investigator per business day

Note: Cases ready for closure are reviewed by an independent quality assurance team to verify that the investigation is complete.

Focusing on the performance measures specified above will allow the program to continue toward a path of improvement as it relates to reducing the overall time it takes for an investigation, in addition to reducing inconsistencies for each investigator leading to more manageable and realistic caseloads per investigator.

Impacts of Not Funding and Alternative Considered

Given the consistent rise in new reports each fiscal year, APS investigators have needed to take on more reports per caseload than what is recommended at the federal level. If the Department does not receive funding to address APS growth by fiscal year 2025, the estimated 43,560 new reports projected for fiscal year 2024 will result in a rise in the caseload ratio for each investigator by the end of the year, negatively impacting client outcomes and the Department's ability to provide these critical services at an efficient, baseline level.

Statutory References

[A.R.S. § 13-3623](#)

[A.R.S. § 46-451](#)

[A.R.S. § 46-454](#)

[Laws 2023, Chapter 133](#)



DEPARTMENT OF ECONOMIC SECURITY

Your Partner For A Stronger Arizona

Katie Hobbs
Governor

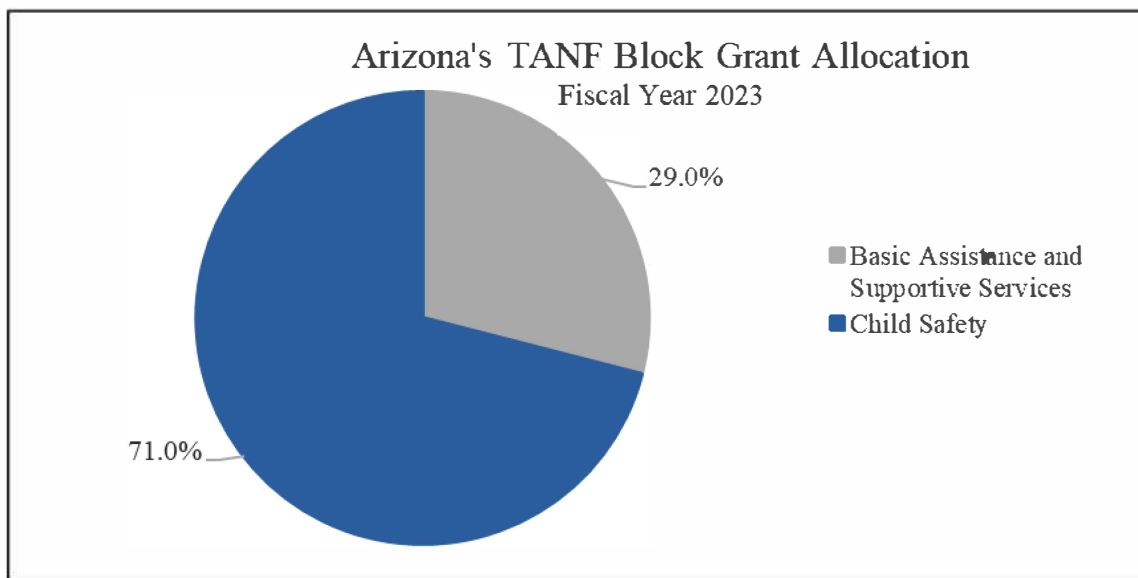
Angie Rodgers
Director

Reducing Child Protection System Involvement

Fiscal Year 2025 Budget Request

Program Background and Issue

The Temporary Assistance for Needy Families (TANF) block grant provides annual funding to states, territories, the District of Columbia, and federally-recognized Tribes to provide cash-based income support to low-income families with children, as well as to provide access to work-related activities, child care, and other supportive services designed to accomplish the program’s four broad purposes.¹ Arizona, through the Department of Child Safety (DCS), spends about 71 percent of the TANF block grant on child safety activities;² the state is an outlier in this regard (the 2021 national average was about 9 percent).³



Simultaneously, more than half of the total reports of maltreatment made to DCS are categorized as neglect,⁴ defined in Arizona law, in part, as “the inability or unwillingness of a parent, guardian or custodian of a child to provide [a] child with supervision, food, clothing, shelter or medical care.”⁵

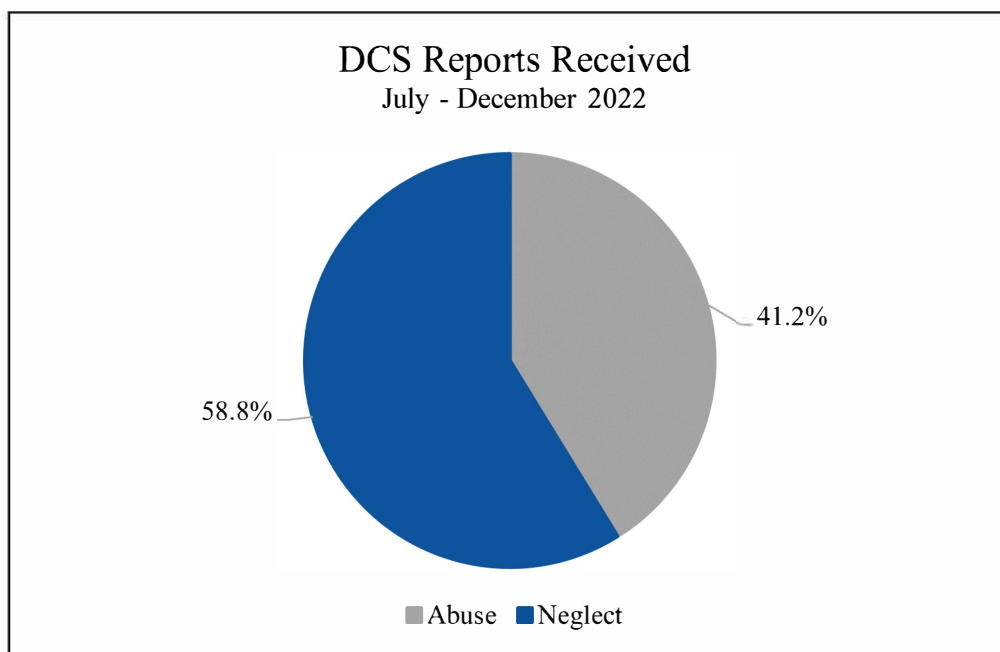
¹ [45 CFR § 260.20](#)

² [State of Arizona Executive Budget](#), State Fiscal Year 2024.

³ Center on Budget and Policy Priorities, [Arizona TANF Spending](#) (2021).

⁴ [Arizona Department of Child Safety Semi-Annual Child Welfare Report](#), March 2023.

⁵ [Arizona Revised Statutes § 8-201](#)



While some categories of neglect may be unrelated to a family’s economic circumstances, research generally shows a robust correlation between poverty and neglect.⁶ Yet, in many cases, parents or caretakers experiencing economic hardship would not be alleged as neglectful if they had the financial and material resources to provide for children in their care. When the result of the DCS investigation is removal of the child from the care of their family, it is not only significantly detrimental to the child’s development⁷ it also is estimated to cost the state substantially more than the cost of preventing maltreatment through concrete and economic supports. A 10-year University of Michigan study that compared the costs of prevention versus treatment found that the prevention model resulted in cost savings ranging from 75 percent to 94 percent.⁸

Proposed Solution

Research suggests that a state can save taxpayer funds and increase family stability by providing concrete and economic supports to families prior to the need for child safety intervention. In fact, the Centers for Disease Control and Prevention include “strengthening household financial security” as one of the primary recommendations for preventing child abuse and neglect, with guaranteed annual livable income contributing to a decrease in two of the primary risk factors for child abuse and neglect: low education levels and mental health challenges.⁹ The University of Chicago’s Chapin Hall recently published an

⁶ Sedlak, Andrea. [Fourth National Incidence Study of Child Abuse and Neglect \(NIS-4\)](#). Washington, DC: U.S. Department of Health and Human Services, Administration for Children and Families, Office of Planning, Research and Evaluation and the Children’s Bureau, 2010.

⁷ Sankaran, Vivek, Christopher Church, and Monique Mitchell. “[A Cure Worse Than the Disease? The Impact of Removal on Children and Their Families.](#)” *Marquette law review* 102, no. 4 (2019).

⁸ Noor, Ismail, Robert A. Caldwell, and Deborah Strong. “[The Costs of Child Abuse vs. Child Abuse Prevention: A Decade of Michigan’s Experience.](#)” (2003).

⁹ Fortson, Beverly L. “[Preventing Child Abuse and Neglect: a Technical Package for Policy, Norm, and Programmatic Activities.](#)” Atlanta, Georgia: Division of Violence Prevention, National Center for Injury Prevention and Control, Centers for Disease Control and Prevention, 2016.

extensive review of academic literature on the topic, concluding that “prioritizing families’ economic and concrete support needs, connecting them to a well-resourced, community-driven prevention system, and preventing child welfare involvement and out-of-home placement with evidence-based services can meaningfully address the root causes of adverse experiences, including child abuse and neglect and trauma.”¹⁰

The Department of Economic Security (DES) already offers economic and concrete supports shown to reduce the incidence of child maltreatment and is well-positioned to broaden its role in prevention. An Ohio State University study recently found for TANF, research shows a 5 percent increase in caseloads is associated with 21.05 fewer cases of neglect per 100,000 children.¹¹ The same concept applies to receipt of child care subsidies,^{12,13} and housing assistance,¹⁴ both significantly lowering the incidence of child neglect. The link between a family’s increased income and resources and reduced risk for neglect holds true outside the human services system as well; for instance, earned income tax credits are correlated with a decline in reports of neglect,^{15,16} and when states increase the minimum wage, a corresponding decrease in child maltreatment rates has been observed.¹⁷

DES and DCS propose to transfer 2 percent of DCS’ TANF block grant allocation, approximately \$4.5 million, to DES. DES will dedicate this funding to the upstream provision of concrete and economic supports shown to reduce the incidence of child neglect. DCS will require \$4.5 million in general fund dollars to backfill the reallocated TANF spending. This amount is expected to be adjusted in future years.

DES and DCS can work together with partners and families to leverage the TANF block grant to provide an effective, efficient service array for Arizona families that meaningfully supports their journey to self-sufficiency. This approach is proven to improve outcomes and reduce costs (e.g. reducing the number of families involved with DCS and children requiring foster care and increasing the number of families that connect with well-paying jobs and can move off of benefits).

¹⁰ Monahan, E. K., Grewal-Kok, Y., Cusick, G., & Anderson, C. “[Economic and concrete supports: An evidence-based service for child welfare prevention.](#)” *Chapin Hall at the University of Chicago*, (2023).

¹¹ Ginther, Donna K. & Michelle Johnson-Motoyama. “[Associations Between State TANF Policies, Child Protective Services Involvement, And Foster Care Placement.](#)” *Health affairs* (Millwood, Va.) 41, no. 12 (2022): 1744–24.

¹² Rochford, Hannah I., Kalen D. Zeiger, and Corinne Peek-Asa. “[Child Care Subsidies: Opportunities for Prevention of Child Maltreatment.](#)” *Child & adolescent social work journal* (2022).

¹³ Yang, Mi-Youn, Kathryn Maguire-Jack, Kathryn Showalter, Youn Kyoung Kim, and Kristen Shook Slack. “[Child Care Subsidy and Child Maltreatment.](#)” *Child & family social work* 24, no. 4 (2019): 547–554.

¹⁴ Marcal, Katherine E. “[The Impact of Housing Instability on Child Maltreatment: A Causal Investigation.](#)” *Journal of family social work* 21, no. 4-5 (2018): 331–347.

¹⁵ Kovski, Nicole L., Heather D. Hill, Stephen J. Mooney, Frederick P. Rivara, Erin R. Morgan, and Ali Rowhani-Rahbar. “[Association of State-Level Earned Income Tax Credits With Rates of Reported Child Maltreatment, 2004–2017.](#)” *Child maltreatment* 27, no. 3 (2022): 325–333.

¹⁶ Bullinger, Lindsey Rose, and Angela Boy. “[Association of Expanded Child Tax Credit Payments With Child Abuse and Neglect Emergency Department Visits.](#)” *JAMA network open* 6, no. 2 (2023).

¹⁷ Raissian, Kerri M., and Lindsey Rose Bullinger. “[Money Matters: Does the Minimum Wage Affect Child Maltreatment Rates?](#)” *Children and Youth Services Review*, vol. 72 (2017).

Special Line Item	General Fund	Other Funds	Amountt(\$)
Department of Child Safety Out-of-Home Support Services	\$4,500,000	-	\$4,500,000
Department of Child Safety Out-of-Home Support Services - TANF	-	(\$4,500,000)	(\$4,500,000)
NEW SLI DES Child Welfare Prevention Services - TANF	-	\$4,500,000	\$4,500,000
TOTAL	\$4,500,000	-	\$4,500,000

Promoting Equitable Outcomes

Focusing on prevention services within the TANF program positively affects historically underserved, marginalized, and adversely affected groups by providing concrete supports, such as cash benefits, housing, and education assistance, that are intended to result in a TANF recipient attaining self-sufficiency. Specifically serving families involved with or at risk of involvement with DCS could result in reducing overrepresentation of particular groups.

African American/Black children make up 5 percent of Arizona’s population but are 17 percent of children named in a DCS report and 18 percent of children in out-of-home care. Additionally, while Arizona’s poverty rate is approximately 13 percent,¹⁸ at least half, and perhaps as high as 75 percent, of families served by DCS are eligible for Medicaid. Fortifying resources available to families involved with or at risk of involvement with DCS could help to reduce existing inequities.

DCS and DES have engaged in several strategic planning conversations to leverage mutual data sources that enabled teams to better understand client needs and opportunities for TANF block grant spending. Notably, DCS commissioned the Next Event study in 2022, motivated by a desire to reduce unnecessary child protection agency involvement and support more Arizona families through less intrusive engagement with community services.¹⁹ The study points to opportunities for prevention of reports to DCS, prevention of parent-child separation, and reduction of disparities by attending to the needs of families experiencing domestic violence, substance use during pregnancy, physically hazardous living environments, or an inability to meet their children’s needs for supervision, food, clothing, shelter, or medical care.

Advocacy groups, including those with representation from families with lived experience, provide regular feedback on the need for a shift toward prevention services. The intention would be to more directly engage with these groups during the budget development process. This could include client

¹⁸ U.S. Census Bureau; [American Community Survey](#), 2021 American Community Survey 1-Year Estimates.

¹⁹ Jonathan Geller & Allon Kalisher, Mathematica, [“Arizona Department of Child Safety Next Event Study”](#) (2023).

surveys, community forums, and direct requests for feedback and input through existing channels of communication.

Outcomes Supported

Through the strategies below, this program will support the [Governor's priorities](#) of *Economic Growth and Workforce Development*:

- DCS Annual Objectives:
 - Expand and strengthen access to community resources that meet families' needs without DCS involvement
 - Improve prevention services to maintain children safely at home and support reunification for families with DCS involvement
- DES Multi-Year Strategy: Promote family stability and community support
 - DES Annual Objectives: Reduce Barriers for Clients in Intake and Eligibility Processes, Increase Access to Services through Stakeholder and Community Engagement

Performance Measures That Will be Used to Evaluate Outcomes

The overall outcome that should be achieved is stabilization of the families served and prevention of separation of families.

- Reduce the recurrence of maltreatment of children: Reduction of the number of children whose parents or guardians are reported and/or re-reported within 12 months (indicator 1 under outcome data for DCS monthly operational report)
- Safely reduce children entering out-of-home care: Reduce the percentage of children who were removed within 30 days of report (indicator 3 under outcome data for DCS monthly operational report)

Impacts of Not Funding and Alternative Considered

Without a deliberate effort to increase the availability of concrete and economic supports for families, households will continue to face instability and increased risk of family separation due to income shocks and cumulative income hardships. Additionally, DCS will continue to use its resources to assess families who do not require protective services and would be more effectively served by participation and interaction with state's social safety net programs.

It is possible to pursue additional general funds or federal funds to finance additional prevention services. However, the [four purposes](#) of the TANF block grant align closely with the goals of prevention, and data

shows that using these funds for prevention services is a more cost effective solution that produces better outcomes for individuals served, increasing the time available to assess and manage dangers for families who do need protective services.

Statutory References

[45 CFR § 260.20](#)

[Arizona Revised Statutes § 8-201](#)

[Arizona Revised Statutes § 46-231](#)



DEPARTMENT OF ECONOMIC SECURITY

Your Partner For A Stronger Arizona

Katie Hobbs
Governor

Angie Rodgers
Director

Child Care Network Support

Fiscal Year 2025 Budget Request

Program Background and Issue

Child Care Subsidy: An Overview

Access to high quality, early childhood care and education promotes healthy development, supportive parenting, and economic productivity for children and families. The experiences children have early in life play a crucial role in the development of the brain: just like building a house, this foundation establishes a base upon which everything else is built. Early childhood experiences from birth to age 8 affect the development of the brain's architecture, which provides the cornerstone for all future learning, behavior and health. A strong foundation helps children develop the skills they need to become healthy, capable and well-functioning adults.

Arizona's Child Care Assistance Program helps income-eligible families pay a portion of child care costs while they work, attend school or training programs, job search or participate in other eligible qualifying activities. Child Care Assistance is also provided without regard to income to support children in the care of the Department of Child Safety (DCS) and their foster or kinship caregivers, ensuring that children experiencing adverse stress, trauma and instability have access to positive experiences and high quality services.

Unfortunately, access to these services is unevenly distributed and those child care programs that exceed standards often risk losing money. Programs that care for infants and toddlers, where the cost of care is significantly higher. Increasing quality within a child care setting comes at a cost, which is not always feasible for families in lower income communities.

The federal Child Care and Development Fund (CCDF) and Early Head Start programs are by far the largest—and often the only—public funds available to support infants and toddlers. Arizona's base CCDF allocation is approximately \$240 million per year, which accounts for how the base CCDF award has grown since federal fiscal year 2019 when Arizona received approximately \$200 million. The current spending authority given to DES is \$200,029,300.

Current Child Care Subsidy eligibility in Arizona is set at no more than 165 percent of the Federal Poverty Level (FPL), providing 12 months of child care eligibility for a family. The most common household receiving child care assistance is a single parent and two children. Considering the high cost of providing quality early childhood education and care, combined with the current state of inflation, it is imperative that families receive the child care services they need, so as to move further towards financial

stability and providing a strong foundation of development for children. While price is a key factor in parents' decisions, other considerations impact choice, including availability of child care providers, hours of operation relative to work schedules, personal beliefs and preferences, child age, disability status and location.

As Arizona's lead agency for the CCDF, DES is responsible for ensuring eligible children and families have equal access to child care services comparable to those provided to families not eligible for CCDF assistance by studying and setting provider payment rates at a level to meet the health, safety, quality and staffing requirements set forth in the federal Child Care and Development Block Grant (CCDBG).

Fully Leveraging Federal Funds

With the requested increase to CCDF spending authority and no expansions beyond the current program eligibility, Arizona anticipates maintaining the current base rate for child care subsidies until FY 2026, and will need to implement a waiting list on or shortly before July 1, 2024. Implementation of a waiting list is expected to result in an average of 5,200 fewer children being served per month. In addition, the Department will need to reduce the quality enhancement rate for child care providers achieving high quality from 50 percent to 35 percent starting in July 2024, likely resulting in fewer high quality providers serving children and families.

Implementing a child care waiting list or reducing the child care reimbursement rates will have a dire impact on Arizona's economy due to direct productivity losses and foregone revenue as parents have to take time off work or leave the workforce altogether to care for their children; to the health, safety and well-being of Arizona's children and families; and, to further depleting the child care industry and its network of small businesses and family home child care providers.

Funding and Appropriation History

Arizona's base CCDF allocation is approximately \$240 million per year, which includes the growth in the base CCDF award since federal fiscal year 2019 when Arizona received approximately \$200 million. Between March 2020 and March 2021, Arizona's CCDF allocation was temporarily increased by \$1.3 billion as a result of an influx of time-limited federal COVID-19 relief funds received from the CARES Act of 2020 (\$88 million), the CRRSA Act of 2021 (\$248 million), and the ARPA Act of 2021 (\$969.3 million) which is comprised of two federal awards, ARPA Discretionary (\$372.9 million) and ARPA Stabilization (\$596.4 million).

The Department was awarded non-lapsing supplemental appropriation authority in fiscal year 2022 in order to spend these funds. All CARES Act, CRRSA, and ARPA Stabilization funding must be fully utilized by states by September 30, 2023, which amounts to \$933.1 million for Arizona. The remaining \$372.9 million in ARPA Discretionary funds must be utilized by September 30, 2024. Additionally, a portion of the \$9 million allocated funding from the Arizona Department of Administration (ADOA) Automation Projects Fund (APF) went unused due to lower-than-projected project costs.

COVID-19 Pandemic Investments: Background

While recent historic investments have sought to both stabilize the child care network and increase quality, the underlying systemic issues affecting the child care sector remain prevalent today.

The increased federal COVID-19 pandemic funding prioritized child care stabilization and infrastructure building grants, Early Childhood Education workforce stabilization, maintaining suspension of the child care waiting list, increasing provider reimbursement rates and offering enhanced reimbursement rates for high-standard programs. These investments aimed to both increase the number of children accessing high quality early childhood education and learning environments, and ensure that the child care programs that serve children could remain open, or expand their capacity to serve more families.

Moving forward, the focus remains on ensuring access to care and provider network stabilization, with collaboration among state agencies to leverage CCDF funds for child care assistance and quality improvement.

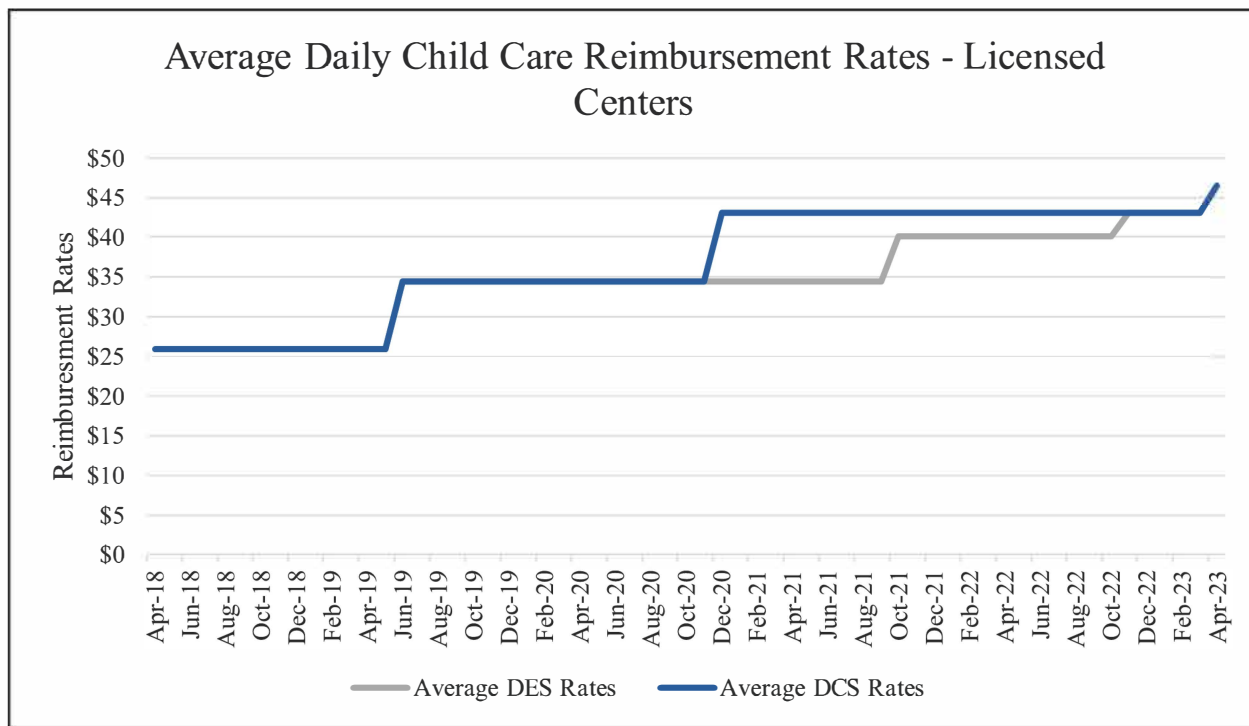
COVID-19 Pandemic Investments: Child Care Reimbursement Rates

Historically, DES has set rates at various percentiles of the Child Care Market Rate Survey (MRS) that collects and analyzes the price which child care providers charge families roughly every three years. The 50th percentile of the MRS represents the median price of child care across the state. DES rates being set at the 50th percentile are thought to cover the full price of child care for half of the providers in the network; the other half of providers charge a price that would only partially be covered.

Recent analysis has demonstrated nationally that the price of care from the MRS does not equal the cost of providing child care. The cost of care study is an analysis of child care provider operating costs from meeting the minimum state licensing standards to achieving high quality child care accreditation and/or star rating. The majority of costs related to providers are personnel costs, with higher quality care requiring lower ratios and having employees with educational backgrounds in early childhood education and development.

When comparing Arizona's cost of care study to the MRS, certain key findings emerged: the cost of providing care in rural communities is not less than providing care in urban areas; the most significant financial gap exists between the cost for providing high quality care for infants; and, even the cost of providing child care at the minimum state licensing standards is unaffordable to many Arizona families.

DES has maintained suspension of the child care waiting list and increased child care provider reimbursement rates multiple times since 2019. Leveraging federal funding, temporary rate adjustments were made following the 2022 MRS that shifted to one statewide rate and an increase for providers serving infants. These changes helped stabilize the child care network during the substantial turmoil of the pandemic. The current DES maximum reimbursement rates bring most rates to the cost of providing care at the minimum health and safety standards, and to the cost of high quality providers when including the enhanced quality reimbursement rate of 50 percent.

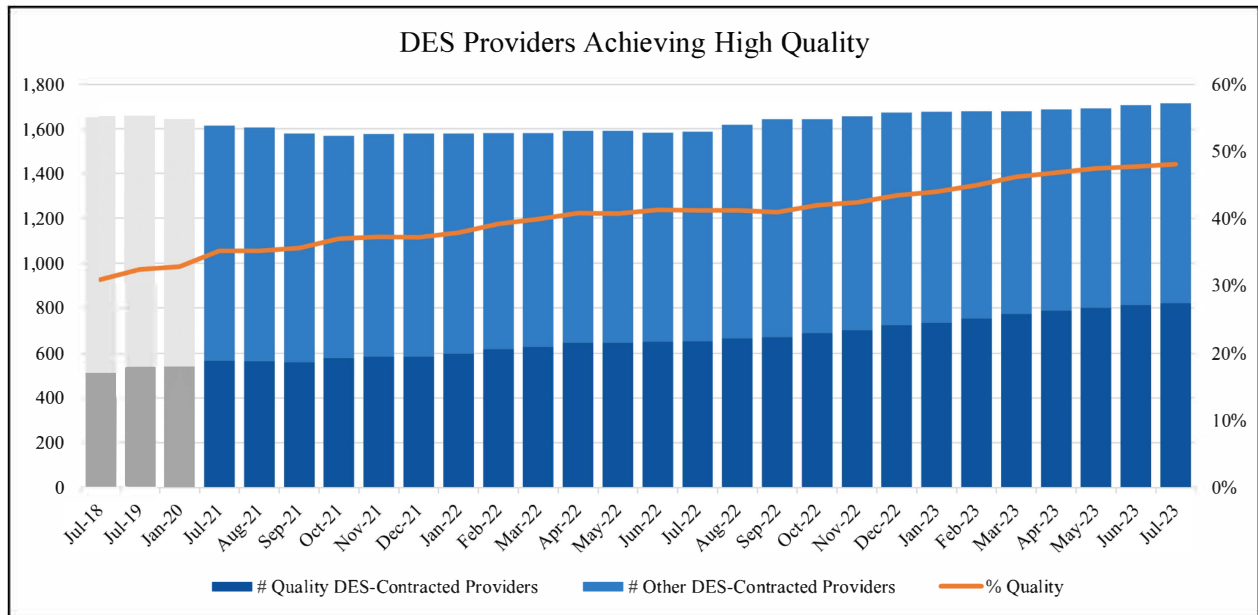


Arizona is currently in a preliminary notice of non-compliance with the federal Office of Child Care due to the equal access provision. The provision requires states to certify that the payment rates for the provision of child care services are sufficient to ensure CCDF-eligible families have equal access to child care services comparable to those provided to families not eligible to receive CCDF assistance. In addition, Arizona has a finding of non-compliance for a federal provision which requires the state to pay for reasonable mandatory registration fees that the provider charges private-paying parents, to ensure that the Lead Agency is minimizing the burden of all costs passed on to families receiving Child Care Assistance.

COVID-19 Pandemic Investments: Invest in Quality Systems

DES has increased the number of providers achieving high quality that contract with DES to serve CCDF eligible children, including children in the care of DCS, by 61 percent since July 2018 (from 511 DES contracted and certified child care providers in July 2018 to 823 in July 2023).

The investments in this category that have contributed to this increase have focused on improving access to high quality child care through partnerships with FTF and the Arizona Center for Afterschool Excellence, as well as directly increasing the quality reimbursement rate for DES-contracted providers with Quality First 3-star, 4-star, 5-star rating, or that are nationally accredited and for those Family Child Care providers with a Child Development Associate (CDA) credential. The table below outlines the improvements DES child care providers have made in recent years.



COVID-19 Pandemic Investments: Stabilize the Child Care Network

The [Child Care Stabilization Grant](#) (CCSG) program was launched in August 2021 to give Arizona’s child care providers a consistent funding source through June 2023 to spend on: personnel, rent/mortgage/utilities, facilities maintenance or improvements, goods and services, Personal Protective Equipment (PPE), and mental health support. In October 2022, child care providers received an additional allocation specifically to help maintain an adequate ECE workforce to keep child care providers open and safe.

Over 3,000 child care providers have received funds from the CCSG. Arizona’s child care provider network received a total of approximately \$40 million in stabilization grants each month through June 2023, including \$18 million per month directly to support the ECE workforce. Monthly reporting to DES showed that providers utilized the majority (over 90 percent) of their CCSG funds to meet basic needs, focusing on personnel costs, rent, mortgage and utilities.

In addition, DES partnered with the [Local Initiatives Support Corporation](#) (LISC) and First Things First (FTF), providing \$65 million in grants for additional child care stabilization and supply-building efforts. Those grants were used by eligible child care providers to allow support for providers in determining facility expansion and improvement needs, and coordinating the implementation and completion of the facility expansion with and for the child care providers. This funding directly addresses the need to increase capacity and quality of existing child care providers and will increase access to child care by supporting new providers to enter the child care ecosystem. As of July 2023, the LISC ECE Infrastructure Grants have been awarded to nearly 500 child care providers.

The loss of the CCSG and LISC funds will be significant for providers and access for children and families, as 40 percent of CCSG recipients report having a program wait list and must turn away families,

due in large part to personnel related costs and challenges, combined with the high cost of providing quality services and infrastructure.

Options Considered

Insufficient child care subsidy funding has historically been managed by implementing a waiting list for services. This approach does not address the inequitable distribution of child care access or improve the quality of child care settings. In addition, state and federal requirements limit which families are placed on waiting lists, creating prioritizations that will cause children and families to lose access to child care and create additional instability for the workforce and Arizona's network of early education and child care providers.

Providers themselves have few options to reduce expenses, given the payroll-heavy nature of their cost structure and ongoing wage and labor competition across all sectors of the economy. Even though wages for many teachers and caregivers are among the lowest wages of any occupation in the U.S., the workforce is a large portion and a relatively inflexible cost for most child care businesses, as evidenced by the majority of CCSG funds that providers have dedicated to personnel costs. Providers must meet basic health and safety requirements such as adequate child-to-staff ratios, and minimum training or experience qualifications to ensure safe and appropriate care for young children, leaving thin operating margins. While providers could consider giving more flexibility in operating hours to better meet their customer's needs, that would further increase their costs and be limited to staffing availability. If providers raise their rates, they risk putting their services out of reach for families in their community, many of whom are already struggling to find and afford child care.

This risk would also have a deleterious effect on the symbiotic relationship between child care availability and economic prosperity, as evidenced in the [U.S. Treasury Department](#) report. It underscores how inadequate access to affordable and quality child care hinders parents' ability to engage in the labor force, resulting in decreased workforce participation, decreased earning potential and far-reaching economic impacts. The report's compelling evidence parallels the Department's stance that the strategic investment in child care not only benefits individual families but also enhances the state's economic resilience and prosperity.

Proposed Solution

The many small businesses providing services to Arizona's children and vulnerable populations have been simultaneously impacted by rising costs of necessities and greater competition for compassionate, qualified staff.

The Department has continued to serve CCDF-eligible children and families, including children experiencing stress and trauma who are in the care of the DCS, by providing access to affordable, high quality child care. Without access to assistance, families must make difficult choices between work, or leaving children in potentially unsafe care situations. A stable child care workforce will help to address not only the service gap in Arizona, where DES is currently serving only 30 percent of CCDF-eligible children, but should also assist in keeping the DES child care provider network whole through

market-based reimbursement rates as well as enhanced quality rates which cover the cost of high quality child care.

The Department is requesting \$91 million in CCDF expenditure authority which is projected to allow the Department to continue minimal operations of service for DES Child Care Assistance for children in the care of the Department of Child Safety and working families. In order to operate within appropriated authority, a waiting list for child care services would need to be implemented on or shortly before July 1 2024, as well as a reduction of the quality enhancement rate for child care providers starting in July 2024.

Special Line Item	General Fund	Other Funds	Amountt(\$)
Child Care SLI	-	\$91,000,000	\$91,000,000
TOTAL	-	\$91,000,000	\$91,000,000

Promoting Equitable Outcomes

In order to include the voices and feedback of people who are directly impacted by accessible, affordable child care, the Department has initiated and engaged in the following:

- Co-hosted listening sessions with child care providers in partnership with the Arizona Association for the Education of Young Children and the Arizona Early Childhood Education Association
- Co-hosted webinars focused on the Child Care Stabilization Grant (CCSG), in partnership with Southwest Human Development Early Childhood Business Solutions
- Partnered with the Arizona State University Children’s Equity Project to conduct focus groups with a variety of provider types
- Conducted site visits with child care providers and DES staff, statewide
- Participated in the Child Care Provider Appreciation Day event for the family child care provider community

Outcomes Supported

The DES value of *People First* is reflected across efforts to stabilize the DES service network. Maintaining child care assistance at the cost of care, and continuing to serve eligible children and families, aligns with the following goals in [Governor Hobbs’ priorities](#) for and *Economic Growth and Workforce Development*:

- Helping Arizonans get back to work in good-paying jobs by creating more career and technical education opportunities
- Making sure our children and educators have the support and the resources they need

Performance Measures That Will be Used to Evaluate Outcomes

The Department maintains several measures to track the impact of child care provider reimbursement rates, as well as

- Number of children in a quality setting
- Number of children receiving services
- Access to high-quality settings

Impacts of Not Funding and Alternative Considered

This funding request allows the Department to operate at a minimum baseline of providing Child Care Assistance under its authorized amount of federal CCDF funding. If not funded, the gaps in local availability and overall access outlined below will only continue to grow.

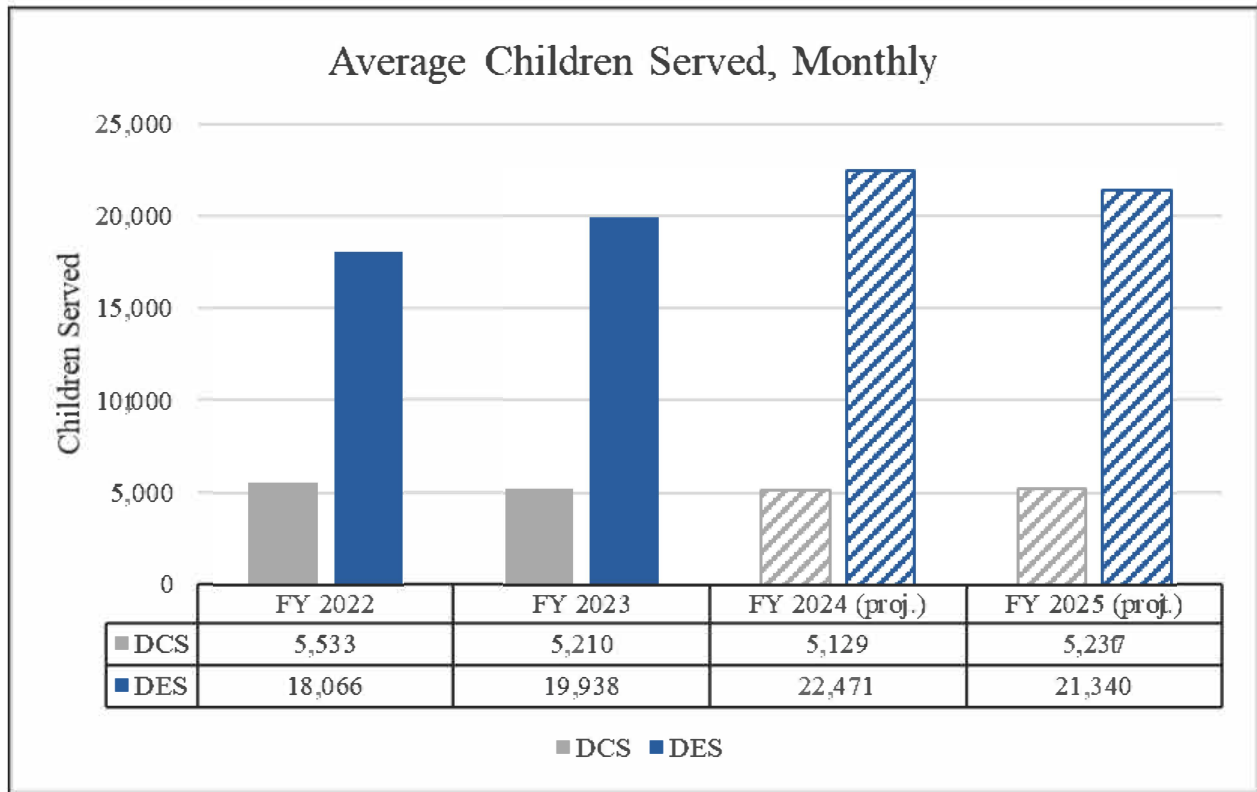
Child Care Gaps

Efforts were made in 2019 to promote equal access to child care, resulting in the suspension of the child care waiting list and an increase in child care provider reimbursement rates to better align with market rates and incentivize quality child care settings for young children. However, even before the emergence of COVID-19 pandemic in March 2020, over half of the neighborhoods across the country were identified as "child care deserts," indicating inadequate access to child care services for families.

Labor force participation of families authorized for child care assistance through DES is significantly impacted by the presence or absence of affordable, reliable child care options, including child care, school, after-school and summer camp options. In Arizona, child care for infants is the greatest need, as well as general child care in Arizona's rural communities. What the labor force participation and poverty data do not show is that many more parents would likely join the workforce with both access to good child care options that meets the needs of parents and access to child care financial assistance.

The recent pandemic amplified the importance of child care as well as the many gaps, when many people were left to care for their children at home while also trying to remain employed. The impact remains significant today, and there is often a limited availability of child care providers to meet families' specific needs, including age appropriate child care, geography, hours of care and children's special developmental and physical needs. With changes to parental work post-pandemic, many parents are also choosing different child care options, often preferring smaller family child care homes. As shown in the chart below, the number of children served by DES each month has increased in recent years. This has been mitigated by an influx of time-limited CCDF funds, but the Department will need to begin drawing against Arizona's primary CCDF allocation in fiscal year 2025, which will cause spending to outpace appropriation, requiring implementation of a child care waiting list, and reducing the enhanced quality rate for child care programs achieving high standards.

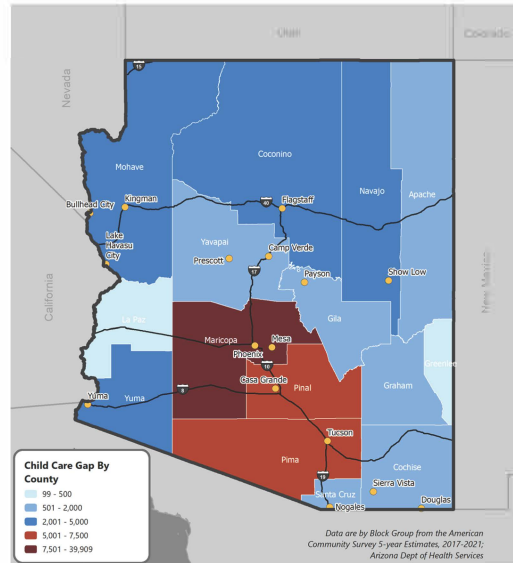
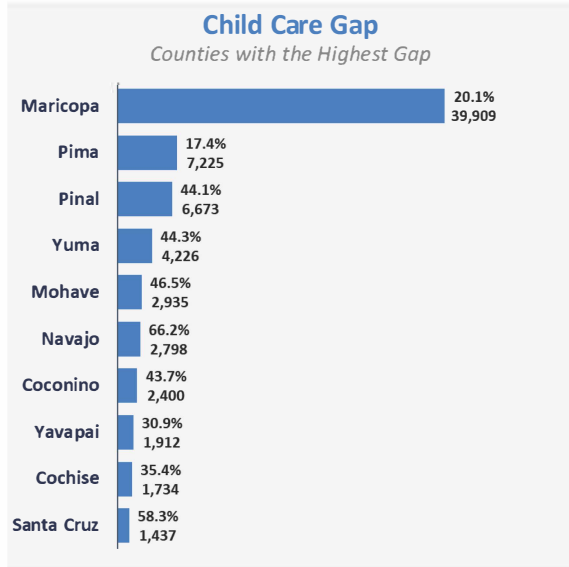
Child Care Assistance Caseload



Note: Caseload excludes time-limited programs.

Arizona has 300,000 children ages birth to 5 potentially needing child care and a provider capacity to handle only 229,000 children, leaving a gap of 71,000 spaces, or nearly 25 percent. The limited availability of rural child care has caused a trickle down effect for both child safety and the economy, from foster parents being unable to continue their role due to lack of access to child care, to those families unable to return to work. Additionally, the average monthly number of children utilizing DES Child Care Assistance has increased in FY 2023, a trend that is expected to continue in FY 2024.

The number of children receiving Child Care Assistance in Arizona has declined from 33,000 in January 2020 to 25,600 in June 2023, hitting a low of 19,500 in September 2021 (caseload figures exclude time-limited programs). While utilization is trending up, as evident in the above caseload chart, it has not recovered to pre-pandemic levels. Similarly, the DES Child Care provider network has lost almost 250 providers, decreasing from 2,600 in January of 2020 to 2,360 providers in August of 2023.



Source: [Bipartisan Policy Center](#), 2023.

Without an increase to the CCDF authority, the Department will need to implement a child care waiting list earlier than expected. Implementing a child care waiting list or reducing reimbursement rates will have severe consequences for Arizona's economy, leading to productivity losses and foregone revenue, impacting the well-being of children and families, and further weakening the child care industry and its network of small businesses and family home child care providers.

Statutory References

[45 CFR § 98.16](#)

[45 CFR § 98.92](#)

[A.R.S. § 46-803](#)



DEPARTMENT OF ECONOMIC SECURITY

Your Partner For A Stronger Arizona

Katie Hobbs
Governor

Angie Rodgers
Director

Long-Term Care Ombudsman: Biannual Visitations

Fiscal Year 2025 Budget Request

Program Background and Issue

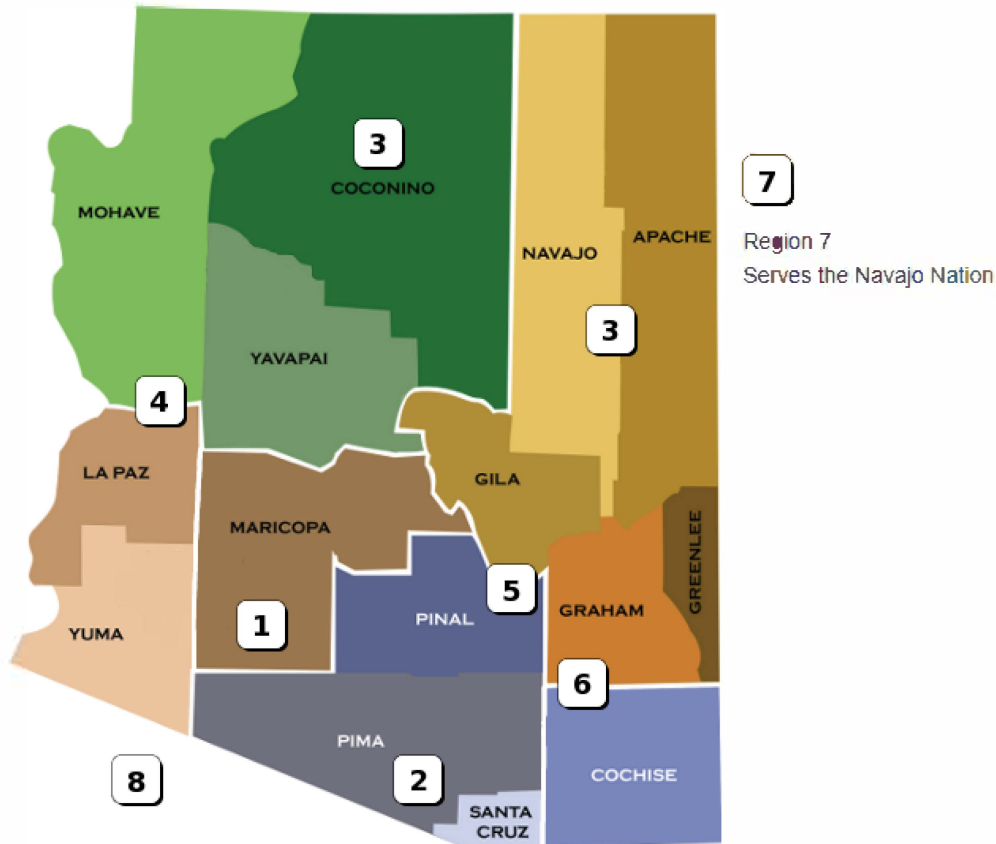
The Long-Term Care Ombudsman Program (LTCOP) was authorized in Arizona by the Arizona Long Term Care Ombudsman Law of 1989, after growing efforts from both federal and state governments to respond to reported concerns that vulnerable adults living in long-term care facilities (LTCF) were subject to abuse, neglect and substandard care. As these residents often lack the ability to exercise their rights and voice complaints about their circumstances, the primary purpose of the LTCOP is to identify, investigate, and resolve complaints made by or on behalf of residents of nursing homes, assisted living facilities and adult foster care homes.

Arizona's LTCOP serves to protect the human and civil rights of long-term care residents, as well as to promote their autonomy through individual and collective advocacy efforts that aim to enhance their quality of life. During routine visits to any one of the state's 2,117 LTCFs, the number of Arizona facilities as of July 2023, a Long Term Care Ombudsman (LTCO) provides information to residents about resident rights, provider and service options, public benefit programs, as well as any regulations that apply to LTCFs. While consulting with residents about this information is an important piece of the Ombudsman's role, much of their time is spent identifying, investigating, and resolving complaints made by, or on behalf of, residents within the state. These complaints are typically associated with any actions or inactions which may produce adverse effects on the resident's health, welfare, safety, or civil rights. Some of the [most frequent complaints](#)¹ in assisted living and other residential care facilities have been made in relation to: improper eviction or inadequate discharge; administration and organization of medications; quality, quantity, variation, and choice of food.

The Department partners with the Area Agencies on Aging (AAAs) to provide Ombudsman services at the local level directly, or the AAAs may contract with another agency to provide the service. There are eight regional LTCOP units that administer services across the state of Arizona, as illustrated on the map below:

¹ "Long-Term Care Ombudsman Program | ACL Administration for Community Living." Acl.gov, acl.gov/programs/Protecting-Rights-and-Preventing-Abuse/Long-term-Care-Ombudsman-Program.

Regional Map of AAAs Throughout Arizona



Region 8 Serves the Inter - Tribal Council of Arizona, Inc, Member tribes are located throughout the state.

When a resident files a complaint, the LTCO functions as an advocate on behalf of that resident. Advocacy can include negotiating with an LTCF administrator or filing a complaint for a resident. Educating residents about their rights and providing them with the necessary resources for resolving their complaints are the essential roles of an LTCO, and visiting their regions’ residents in person is the most effective way of fulfilling those roles.

Statutory Updates

[Laws 2021, Chapter 409, Section 20](#) was signed into law by the previous Administration on June 30, 2021. The legislation amended [A.R.S. § 46-452.02](#) pertaining to the LTCOP, which stipulates that subject to available monies, the LTCO must visit each LTCF in Arizona without prior notice at least two times annually to speak with the residents of the facility or representatives if the resident is non-verbal, without the presence of the facility’s staff. During the Second Regular Session of the 55th State Legislature, the Department received an ongoing \$1 million appropriation to carry out these visits.

However, with the language specifying that visits must take place “at least two times each calendar year,” the appropriated funding level is not adequate for the AAAs to meet this important requirement. The

federal Department of Health and Human Services’ Administration for Community Living (ACL) recommends that an individual LTCO should not have more than 2,000 beds in his or her caseload. This caseload level is appropriate, provided that each LTCF visit typically lasts an average of two hours, in order to ensure that each and every resident in need has the opportunity to speak with their designated Ombudsman. While the “two times each calendar year” requirement stems from the Arizona State Legislature, there is also a federal requirement from the ACL which mandates that Ombudsman visit all LTCFs in all four quarters of the year, not in a response to a complaint but rather as part of a routine check-up. The total number of beds in Arizona LTCFs sits at 58,784 as of June 2023. To carry out LTCOP visits across the state, the program currently has 30 total staff in addition to support from qualified volunteers. This equates to a ratio of about 1,960 LTCF beds per Ombudsman, and around 80,000 hours of work involved in visitations alone. Considering the requirement of six annual visits at a minimum, this creates an obvious strain for the staff who are tasked with checking on residents, in turn producing heightened risk for residents who are in critical need of LTCO services.

Proposed Solution

The Department is requesting an additional \$550,000 in ongoing General Fund to address a shortage in staffing levels needed to meet the requirements of [A.R.S. § 46-452.02](#). The funding for fiscal year 2025 will support the hiring of 13 new LTCOP advocates across the various regions with the goal to increase efficiencies by lowering the ratio of beds to Ombudsmen, as well as fulfill their statutory requirement to assist in visiting the 2,000+ facilities throughout the state at least twice a year.

Special Line Item	Fund Source	Amount (\$)
Long-Term Care Ombudsman	General Fund	\$550,000
Total		\$550,000

Promoting Equitable Outcomes

The Long-Term Care Ombudsman Program serves anyone who is a resident of a long-term care facility. Considering the growth of the aging population in Arizona, increasing the number of Ombudsman staff will strengthen the program’s capacity and ability to serve more residents across the state.

Strategic Initiatives Affected

In alignment with the [Governor’s priority](#) to “protect the health and well-being of Arizona families,” staffing the LTCOP with the adequate levels needed to visit each LTCF at least twice a year allows for the Department to uphold the values of *Respect* and *People First*.

Performance Measures That Will be Used to Evaluate Outcome

The Department remains committed to ensuring that the legislative intent for the Long-Term Care Ombudsmen to visit all LTC facilities at least twice per year is met. This will help ensure residents are

aware of their advocate for any issues they may have, while respecting the resident's confidentiality and the resident's wishes regarding resolution of the issues. The Department will use the following performance measure:

- Number of LTC facility visits per year

Impacts of Not Funding and Alternative Considered

[A.R.S. § 46-452.02](#) outlines that the Department is required to visit each long-term care facility in the state at least twice annually, if there is available funding to support this effort. If the Department does not receive additional funding, it will continue to provide this service at its current pace, potentially negatively impacting LTCF residents' health, welfare, safety and civil rights, in addition to the Department's ability to ensure the resident's highest quality of life.

Statutory References

[A.R.S. § 46-452.02](#)

[Laws 2021, Chapter 409, Section 20](#)



DEPARTMENT OF ECONOMIC SECURITY

Your Partner For A Stronger Arizona

Katie Hobbs
Governor

Angie Rodgers
Director

Technical Adjustments

Fiscal Year 2025 Budget Request

Program Background and Issue

The adjustments proposed below are necessary to align organizational structure and nomenclature and to provide additional transparency on the Arizona Department of Economic Security (DES or Department) fiscal year 2025 spending plan in instances where it structurally differs from fiscal year 2024.

1) Creation of the Division of Child Care

During late 2021, the Division of Employment and Rehabilitation Services (DERS) underwent a reorganization to better concentrate its resources and attention on new and growing programs promoting employment and independence.

Included in that reorganization was the separation of the child care function into a new division titled as the Division of Child Care (DCC). This new division's purpose is to oversee the implementation of the Child Care and Development Fund State Plan and additional federal child care relief investments which require States to ensure equitable access to high quality care, focused on child development & well-being.

The purpose of this technical adjustment is to formalize this new division within the framework of the Department's budget and reporting requirements and to provide transparency and a clear understanding of DCC's work to the public.

2) Creation of the Division of Community Assistance and Development

Similarly during late 2021, the Division of Aging and Adult Services (DAAS) underwent a reorganization to better concentrate its resources and attention on new and growing programs for vulnerable populations.

Included in that reorganization was the separation of certain DAAS functions under the creation of a new division titled as the Division of Community Assistance and Development (DCAD). This new division's purpose is to oversee community-based services, including the Coordinated Hunger Relief Program, Homeless Coordination Office, State Domestic Violence Program, Emergency Rental Assistance Program, Low Income Household Water Assistance Program and the Low Income Home Energy Assistance Program.

The purpose of this technical adjustment is to formalize this new division within the framework of the Department's budget and reporting requirements and to provide transparency and a clear understanding of DCAD's work to the public.

3) Unemployment Insurance Benefits

The Department's fiscal year 2024 budget request includes an increase of \$16,842,000 in Unemployment Insurance (UI) expenditures over the estimated fiscal year 2024 level, for a total of \$348,710,000. The projected increase is based on the latest national economic forecasts in the Arizona labor force provided by the Arizona Office of Economic Opportunity, as required by [ARS § 23-722.04](#).

4) Elimination of one-time and unused funds

The Department requests eliminating the following one-time and non-lapsing appropriations and unused funds in accordance with the fiscal year 2023 General Appropriations Act and by Laws 2016, Chapter 214, Section 9:

- Elimination of the one-time Produce Incentive Program appropriation, DE1000
- Elimination of the one-time AAA Housing Assistance appropriation, DE1000
- Elimination of the one-time HCBS ARPA Non-Lapsing appropriation, DE2224
- Elimination of the one-time Graham County Rehabilitation Center appropriation, DE1000
- Elimination of the one-time Globe-Miami Area Food Bank appropriation, DE1000
- Elimination of the one-time Diaper and Incontinence Assistance appropriation, DE1000
- Elimination of the one-time, fully expended ABLE Act Fund, DE1000

Proposed Solution

- The Department is requesting the following technical adjustments be made to state budget systems to reflect organizational structure, and necessary appropriation adjustments:
 - Formal creation and naming of the Division of Child Care to better reflect and capture the overarching work of the Division.
 - Formal creation and naming of the Division of Community Assistance and Development to better reflect and capture the overarching work of the Division.
 - Increase planned expenditures for UI to reflect latest economic forecasts in the labor force.

Impacts of Not Funding and Alternative Considered

Without the requested technical adjustments, the Department's fiscal and program reporting will not reflect current organizational structure and nomenclature, impeding the Department's ability to remain transparent and accountable to clients and stakeholders.

Statutory References

[Laws 2022, Chapter 313, Section 49](#)

[Laws 2021, Chapter 408, Section 28](#)

[A.R.S. § 23-722.04](#)

AHCCCS DES Eligibility FY 2025 Budget Request

FY 2023 Expenditure Actuals			
OSPB Account	Title XIX	General Fund	Total
Personal Services	\$ 30,332,574	\$ 17,368,580	\$ 47,701,154
Employee-related	\$ 12,597,749	\$ 7,442,736	\$ 20,040,485
Professional & Outside Services	\$ 18,095,649	\$ 5,549,349	\$ 23,644,998
Travel In-State	\$ 24,897	\$ 14,265	\$ 39,162
Travel Out of State	\$ 6,669	\$ 6,017	\$ 12,686
Aid	\$ -	\$ -	\$ -
Other Operating Expenditures	\$ 8,522,936	\$ 4,546,180	\$ 13,069,116
Occupancy	\$ 25,843	\$ 10,754	\$ 36,597
Equipment	\$ 372,635	\$ 253,319	\$ 625,954
Transfers Out	\$ -	\$ -	\$ -
Total AHCCCS Eligibility	\$ 69,978,952	\$ 35,191,200	\$ 105,170,152

FY 2024 Expenditure Plan			
Title XIX	General Fund	Total	
\$ 31,849,203	\$ 18,237,009	\$ 50,086,212	
\$ 12,839,402	\$ 7,582,304	\$ 20,421,706	
\$ 16,450,672	\$ 4,706,480	\$ 21,157,152	
\$ 29,876	\$ 17,118	\$ 46,994	
\$ 8,003	\$ 7,220	\$ 15,223	
\$ -	\$ -	\$ -	
\$ 8,064,384	\$ 4,320,353	\$ 12,384,737	
\$ 26,360	\$ 10,969	\$ 37,329	
\$ 365,400	\$ 242,529	\$ 607,929	
\$ -	\$ -	\$ -	
\$ 69,633,300	\$ 35,123,982	\$ 104,757,282	

Appropriations Report FTE FY 2023	
AHCCCS Eligibility	885

Appropriations Report FTE FY 2024	
AHCCCS Eligibility	885

Actual FTE FY 2023	
AHCCCS Eligibility	881

Estimated FTE FY 2024	
AHCCCS Eligibility	931

AHCCCS DEA Prop 204 FY 2025 Budget Request

FY 2023 Expenditure Actuals			
OSPB Account	Title XIX	General Fund	Total
Personal Services	\$ 10,484,346	\$ 9,926,641	\$ 20,410,987
Employee-related	\$ 5,014,231	\$ 4,304,434	\$ 9,318,665
Professional & Outside Services	\$ 4,855,580	\$ 4,205,469	\$ 9,061,049
Travel In-State	\$ 10,758	\$ 6,131	\$ 16,889
Travel Out of State	\$ 2,419	\$ 2,419	\$ 4,838
Aid	\$ -	\$ -	\$ -
Other Operating Expenditures	\$ 3,158,607	\$ 2,187,849	\$ 5,346,456
Occupancy	\$ 10,744	\$ 4,656	\$ 15,400
Equipment	\$ 99,815	\$ 84,601	\$ 184,416
Transfers Out	\$ -	\$ -	\$ -
Total AHCCCS Prop 204	\$ 23,636,500	\$ 20,722,200	\$ 44,358,700

FY 2024 Expenditure Plan			
Title XIX	General Fund	Total	
\$ 11,008,563	\$ 10,422,973	\$ 21,431,536	
\$ 5,111,131	\$ 4,372,479	\$ 9,483,610	
\$ 4,279,359	\$ 3,695,551	\$ 7,974,910	
\$ 11,834	\$ 6,744	\$ 18,578	
\$ 2,661	\$ 2,661	\$ 5,322	
\$ -	\$ -	\$ -	
\$ 3,109,748	\$ 2,132,265	\$ 5,242,013	
\$ 11,938	\$ 5,173	\$ 17,111	
\$ 101,266	\$ 84,354	\$ 185,620	
\$ -	\$ -	\$ -	
\$ 23,636,500	\$ 20,722,200	\$ 44,358,700	

Appropriations Report FTE FY 2023	
Proposition 204	300

Appropriations Report FTE FY 2024	
Proposition 204	300

Actual FTE FY 2023	
Proposition 204	299

Actual FTE FY 2024	
Proposition 204	316

Other Operating Expenditures

7154	External Programming and System Development Costs	811	730	1,541	827	745	1,572
7160	Other External Computer Processing, Hosting, Maintenance & Support	7,531	2,693	10,224	7,682	2,747	10,429
7172	External Telecommunications Charges	2,817,072	1,823,384	4,640,456	2,760,731	1,786,916	4,547,647
7229	Miscellaneous Rent	54,364	20,813	75,177	55,451	21,229	76,680
7256	Repair & Maintenance - Vehicles	30,151	13,543	43,694	30,754	13,814	44,568
7266	Repair & Maintenance - Other Equipment	4	1	5	4	1	5
7269	Repair & Maintenance - Other	123,464	45,307	168,771	125,933	46,213	172,146
7270	Software Support, Maintenance Short-term Licensing	80,562	69,888	150,450	82,173	71,286	153,459
7321	Office Supplies	87,020	35,786	122,806	88,760	36,502	125,262
7331	Computer Supplies	15,685	6,118	21,803	15,999	6,240	22,239
7341	Housekeeping Supplies	1	-	1	1	-	1
7361	Automotive and Transportation Fuels	4,724	2,754	7,478	4,818	2,809	7,627
7381	Other Operating Supplies	31	21	52	32	21	53
7452	Employee Tuition and Training Reimbursement	9,512	5,255	14,767	9,702	5,360	15,062
7455	Conference Registration / Attendance Fees	4,170	3,681	7,851	4,253	3,755	8,008
7456	Other Education & Training Costs	459	414	873	468	422	890
7461	Advertising	4,187	1,491	5,678	4,271	1,521	5,792
7472	External Printing	310,191	150,276	460,467	316,395	153,282	469,677
7481	Postage & Delivery	1,740,725	851,854	2,592,579	1,653,689	809,261	2,462,950
7482	Document Shredding and Destruction Services	8,166	3,152	11,318	8,329	3,215	11,544
7511	Awards	6,946	2,552	9,498	7,085	2,603	9,688
7531	Dues	432	389	821	441	397	838
7541	Books, Subscriptions & Publications	247	228	475	252	233	485
7598	Fingerprinting, Background Checks, Etc.	77	69	146	79	70	149
7599	Other Miscellaneous Operating	3,216,404	1,505,781	4,722,185	2,894,764	1,355,203	4,249,967
	Total Other Operating Expenditures	8,522,936	4,546,180	13,069,116	8,064,384	4,320,353	12,384,737

Occupancy

7182	Sanitation Waste Disposal	131	47	178	134	48	182
7185	Water	2,693	946	3,639	2,747	965	3,712
7251	Repair & Maintenance - Buildings	23,019	9,761	32,780	23,479	9,956	33,435
	Total Occupancy Expenditures	25,843	10,754	36,597	26,360	10,969	37,329

Equipment

8461	Telecommunications Equipment Capital Purchase	38	13	51	-	-	-
8471	Other Equipment - Capital Purchase	20,764	7,424	28,188	-	-	-
8491	Other Capital Asset Purchases	3,833	14,902	18,735	-	-	-
	Total Equipment Expenditures	24,635	22,339	46,974	-	-	-

Non-Cap Equipment

8521	Furniture - Non-Capital Purchase	140,265	54,131	194,396	147,278	56,838	204,116
8531	Computer Equipment - Non-Capitalized Purchases	1,858	1,675	3,533	1,951	1,759	3,710
8561	Telecommunications Equipment - Non-Capital Purchase	18,384	8,443	26,827	19,303	8,865	28,168
8571	Other Equipment - Non-Capital Purchase	7,739	6,409	14,148	8,126	6,729	14,855
8576	Other Equipment - Non-Capital Leases	891	825	1,716	936	866	1,802
8581	Purchased or licensed software / website	178,863	159,497	338,360	187,806	167,472	355,278
	Total Non-Cap Equipment	348,000	230,980	578,980	365,400	242,529	607,929

Transfers Out

9000	Transfer Out	-	-	-	-	-	-
9100	Operating Transfer Out	-	-	-	-	-	-
	Total Transfers Out	-	-	-	-	-	-

TOTAL AHCCCS DES ELIGIBILITY FY2025 BUDGET REQUEST

69,978,952	35,191,200	105,170,152	69,633,300	35,123,982	104,757,282
-------------------	-------------------	--------------------	-------------------	-------------------	--------------------

Other Operating Expenditures

7092	Other Operating Expenses Excluded from Cost Allocation	506,772	472,419	979,191	532,111	496,040	1,028,151
7154	External Programming and System Development Costs	296	296	592	311	311	622
7160	Other External Computer Processing, Hosting, Maintenance & Support	3,086	1,153	4,239	3,240	1,211	4,451
7172	External Telecommunications Charges	551,025	241,869	792,894	578,576	253,962	832,538
7229	Miscellaneous Rent	22,550	9,005	31,555	23,678	9,455	33,133
7256	Repair & Maintenance - Vehicles	12,275	5,726	18,001	12,889	6,012	18,901
7266	Repair & Maintenance - Other Equipment	2	1	3	2	1	3
7269	Repair & Maintenance - Other	51,454	19,707	71,161	54,027	20,692	74,719
7270	Software Support, Maintenance Short-term Licensing	31,001	29,148	60,149	32,551	30,605	63,156
7321	Office Supplies	35,686	15,266	50,952	37,470	16,029	53,499
7331	Computer Supplies	6,515	2,618	9,133	6,841	2,749	9,590
7361	Automotive and Transportation Fuels	1,853	1,128	2,981	1,946	1,184	3,130
7381	Other Operating Supplies	11	8	19	12	8	20
7452	Employee Tuition and Training Reimbursement	3,745	2,137	5,882	3,932	2,244	6,176
7455	Conference Registration / Attendance Fees	1,485	1,437	2,922	1,559	1,509	3,068
7456	Other Education & Training Costs	167	167	334	175	175	350
7461	Advertising	61	61	122	64	64	128
7472	External Printing	123,888	61,893	185,781	130,082	64,988	195,070
7481	Postage & Delivery	507,780	289,994	797,774	533,169	304,494	837,663
7482	Document Shredding and Destruction Services	3,398	1,364	4,762	3,568	1,432	5,000
7511	Awards	2,852	1,093	3,945	2,995	1,148	4,143
7531	Dues	160	160	320	168	168	336
7541	Books, Subscriptions & Publications	79	79	158	83	83	166
7598	Fingerprinting, Background Checks, Etc.	28	28	56	29	29	58
7599	Other Miscellaneous Operating	1,292,438	1,031,092	2,323,530	1,150,270	917,672	2,067,942
	Total Other Operating Expenditures	3,158,607	2,187,849	5,346,456	3,109,748	2,132,265	5,242,013

Occupancy

7182	Sanitation Waste Disposal	54	20	74	60	22	82
7185	Water	1,139	418	1,557	1,266	464	1,730
7251	Repair & Maintenance - Buildings	9,551	4,218	13,769	10,612	4,687	15,299
	Occupancy	10,744	4,656	15,400	11,938	5,173	17,111

Equipment

8461	Telecommunications Equipment Capital Purchase	16	6	22	-	-	-
8471	Other Equipment - Capital Purchase	8,505	3,177	11,682	-	-	-
8491	Other Capital Asset Purchases	154	5,500	5,654	-	-	-
	Total Equipment	8,675	8,683	17,358	-	-	-

Non Cap Equipment

8521	Furniture - Non-Capital Purchase	17,469	7,737	25,206	19,410	8,597	28,007
8531	Computer Equipment - Non-Capitalized Purchases	682	682	1,364	758	758	1,516
8561	Telecommunications Equipment - Non-Capital Purchase	7,461	3,524	10,985	8,290	3,916	12,206
8571	Other Equipment - Non-Capital Purchase	2,523	2,191	4,714	2,803	2,434	5,237
8576	Other Equipment - Non-Capital Leases	244	244	488	271	271	542
8581	Purchased or licensed software / website	62,761	61,540	124,301	69,734	68,378	138,112
	Total Non-Cap Equipment	91,140	75,918	167,058	101,266	84,354	185,620

Transfers Out

9000	Transfer Out	-	-	-	-	-	-
9100	Operating Transfer Out	-	-	-	-	-	-
	Total Transfers Out	-	-	-	-	-	-

Total AHCCCS DES Prop 204 FY 2025 Budget Request

23,636,500	20,722,200	44,358,700	23,636,500	20,722,200	44,358,700
-------------------	-------------------	-------------------	-------------------	-------------------	-------------------

Revenue Schedule

Agency: Department of Economic Security

Fund: DE1030 Statewide Cost Allocation Plan Fund

AFIS Code	Category of Receipt and Description	FY 2023 Actuals	FY 2024 Estimate	FY 2025 Request
4699	Miscellaneous Receipts	1,000.0	1,000.0	1,000.0
4821	Prior Year Reimbursements (Refunds)	-	-	-
Statewide Cost Allocation Plan Fund Total:		1,000.0	1,000.0	1,000.0

Forecast Methodology

The Indirect Cost Recovery Fund, also known as the Statewide Cost Allocation Plan Fund, includes funds to be used to cover the costs attributable to and on behalf of the Department and expended by other state agencies.

Fund: DE2000 Federal Grants Fund

AFIS Code	Category of Receipt and Description	FY 2023 Actuals	FY 2024 Estimate	FY 2025 Request
4211	Federal Grants – Operating	2,901,184.4	2,725,105.2	2,715,636.4
4333	Institutional Care	18,196.9	18,015.0	18,676.3
4373	Surplus Property	231.4	229.1	237.5
4511	Court Assessments	(0.1)	(0.1)	(0.1)
4616	Private Grants	7,528.0	7,452.7	7,726.3
4699	Miscellaneous Receipts	1,680.2	1,663.4	1,724.4
4871	Residual Equity Transfer	11,738.8	11,621.4	12,048.1
4901	Operating Transfers In	221,143.1	218,931.7	226,969.3
4911	Federal Transfers In	2.5	2.4	2.5
Federal Grants Fund Total:		3,161,705.1	2,983,020.8	2,983,020.7

Forecast Methodology

Revenues incorporated in the Federal Grants Fund are an aggregation of revenue forecasts for various federal funds within the Department. Please see the federal funds submittal for further detail on these fund sources.

Revenue Schedule

Agency: Department of Economic Security

Fund: DE2007 Temporary Assistance for Needy Families (TANF) Fund

AFIS Code	Category of Receipt and Description	FY 2023 Actuals	FY 2024 Estimate	FY 2025 Request
4211	Federal Grants – Operating	64,412.8	64,412.8	68,912.8
	Temporary Assistance for Needy Families (TANF) Fund Total:	64,412.8	64,412.8	68,912.8

Forecast Methodology

Temporary Assistance for Needy Families (TANF) is a block grant; the base funding level for Arizona remains constant every year. Beginning in FY 2008, the Department was able to identify strategies that allowed the state to bring in additional federal revenue in the form of TANF contingency funds. In state fiscal years (SFY) 2022 and 2023, Arizona received a total of \$23,755,000 for 2022 and \$26,078,700 for 2023 in TANF Contingency funds. SFYs 2024 and 2025 assume the receipt of \$26,078,700 of contingency funding. Planned expenditures are estimated to be at the appropriated level within available cash balances.

Fund: DE2008 Child Care and Development Fund

AFIS Code	Category of Receipt and Description	FY 2023 Actuals	FY 2024 Estimate	FY 2025 Request
4211	Federal Grants – Operating	204,638.0	221,142.7	231,609.0
	Child Care and Development Fund Total:	204,638.0	221,142.7	231,609.0

Forecast Methodology

Estimated revenue is based on the most recent allocations of the Child Care and Development Fund (CCDF) to the Department, with an estimated five percent increase in FFY25. Allocation formulas are dependent on the state's per capita income, the state's share of children receiving free and reduced lunch, and the state's share of children younger than age five. Revenue forecasts for the Department exclude authority allotted to the Department of Child Safety (DCS) and the Department of Health Services (DHS).

Revenue Schedule

Agency: Department of Economic Security

Fund: DE2010 Workforce Investment Grant Fund

AFIS Code	Category of Receipt and Description	FY 2023 Actuals	FY 2024 Estimate	FY 2025 Request
4211	Federal Grants – Operating	87,110.8	80,179.0	80,179.0
Workforce Investment Grant Fund Total:		87,110.8	80,179.0	80,179.0

Forecast Methodology

Revenue is received for the Workforce Innovation and Opportunity Act from the U.S. Department of Labor (DOL). Funds are received under three separate Catalog of Federal Domestic Assistance (CFDA) numbers. These are 17.258, 17.259, and 17.278, and represent the Adult, Youth, and Dislocated Worker segments of the annual WIOA award. The federal grant is allocated based upon states' unemployment and proportionate share of economically disadvantaged adults and youth. Estimated revenue is based on a blended method that combines the Workforce Innovation and Opportunity Act federal awards that have different grant dates to align with the state budget fiscal year dates.

Fund: DE2019 Developmentally Disabled Client Trust Fund

AFIS Code	Category of Receipt and Description	FY 2023 Actuals	FY 2024 Estimate	FY 2025 Request
4631	Treasurer's Interest Income	1.0	0.8	0.8
Developmentally Disabled Client Trust Fund Total:		1.0	0.8	0.8

Forecast Methodology

Fund: DE2066 Special Administration Fund

AFIS Code	Category of Receipt and Description	FY 2023 Actuals	FY 2024 Estimate	FY 2025 Request
4699	Miscellaneous Receipts	4,787.1	4,834.9	4,883.3
Special Administration Fund Total:		4,787.1	4,834.9	4,883.3

Forecast Methodology

The Special Administration Fund is comprised of late fees and interest charged to an employer for failure to file quarterly contribution and wage reports on time. The revenue forecast is based on patterns from prior years, with revenue into the fund generally ranging between \$4 million and \$5 million annually.

Revenue Schedule

Agency: Department of Economic Security

Fund: DE2091 Child Support Enforcement Administration Fund

AFIS Code	Category of Receipt and Description	FY 2023 Actuals	FY 2024 Estimate	FY 2025 Request
4211	Federal Grants – Operating	81,104.1	70,312.5	69,681.0
	Child Support Enforcement Administration Fund Total:	81,104.1	70,312.5	69,681.0

Forecast Methodology

The Division of Child Support Enforcement budget includes direct appropriations from the General Fund (GF), State Share of Retained Earnings (SSRE), federal incentives associated with child support collections and other performance measures, fees from non-custodial parents for posting payments through the central payment clearinghouse, and Title IV-D federal child support funds. SSRE, Incentives, and fees are deposited into the fund. GF and SSRE are used as matching funds for the Federal Expenditure Authority at the ratio of 66 percent federal to 34 percent GF or SSRE.

The federal grants revenue represents the Title IV-D grant funds spent directly on Child Support activities. The other federal financial assistance revenue represents projected federal incentives collections and the miscellaneous receipts represent projected SSRE collections.

Revenue is projected above expenditure authority to demonstrate child support excess SSRE available to the program.

Fund: DE2093 Economic Security Capital Investments Fund

AFIS Code	Category of Receipt and Description	FY 2023 Actuals	FY 2024 Estimate	FY 2025 Request
4231	State, Local, & Tribal Government Grants – Operating	48.8	48.8	48.8
	Economic Security Capital Investments Fund Total:	48.8	48.8	48.8

Forecast Methodology

Revenue Schedule

Agency: Department of Economic Security

Fund: DE2160 Domestic Violence Services Fund

AFIS Code	Category of Receipt and Description	FY 2023 Actuals	FY 2024 Estimate	FY 2025 Request
4314	Filing Fees	2,450.1	2,500.0	2,500.0
4616	Private Grants	221.8	200.0	200.0
Domestic Violence Services Fund Total:		2,671.9	2,700.0	2,700.0

Forecast Methodology

The Domestic Violence Services Fund consists of monies received pursuant to A.R.S. § 12-116.06, 12-284.03 and 41-178. Funds received pursuant to A.R.S § 12-116.06 are fees assessed by the courts on persons convicted of violations of A.R.S. §§ 13-2921, 13-2921.01, or 13-2923 or an offense listed in title 13 chapter 36. These fees are transmitted to the State Treasurer's Office for deposit in the fund. Pursuant to A.R.S. § 12-284.03, the fund receives 8.87 percent of superior court fees collected pursuant to A.R.S. §12-284, subsection K, which are transferred from the courts to the county treasurers, who then transmit the funds to the State Treasurer's Office for deposit in the fund. Pursuant to A.R.S § 41-178, the fund receives 8.87 percent of notary bond fees collected pursuant to A.R.S. § 41-126 subsection A, paragraphs 11 and 12, which are deposited by the State Treasurer's Office into the fund. Revenue estimates are based on historic trends.

Fund: DE2217 Public Assistance Collections Fund

AFIS Code	Category of Receipt and Description	FY 2023 Actuals	FY 2024 Estimate	FY 2025 Request
4901	Operating Transfers In	39.2	35.9	35.9
Public Assistance Collections Fund Total:		39.2	35.9	35.9

Forecast Methodology

Revenue Schedule

Agency: Department of Economic Security

Fund: DE2224 Department Long-Term Care System Fund

AFIS Code	Category of Receipt and Description	FY 2023 Actuals	FY 2024 Estimate	FY 2025 Request
4211	Federal Grants – Operating	2,512,547.8	2,212,674.6	2,499,392.5
4333	Institutional Care	28,682.8	28,685.8	28,688.8
4631	Treasurer's Interest Income	1,919.4	1,922.4	1,925.4
Department Long-Term Care System Fund Total:		2,543,150.0	2,243,282.8	2,530,006.7

Forecast Methodology

Projected revenue for the Long-Term Care System Fund is comprised of Long-Term Care (LTC) capitation, American Rescue Plan Act (ARPA) revenue, client billing for room and board, interest, and miscellaneous fund sources. Expected capitation revenue is based on rates set by Arizona Health Care Cost Containment System (AHCCCS) actuaries, using DES expenditure data, and approved by the Centers for Medicare and Medicaid Services.

Fund: DE2335 Spinal and Head Injuries Trust Fund

AFIS Code	Category of Receipt and Description	FY 2023 Actuals	FY 2024 Estimate	FY 2025 Request
4511	Court Assessments	1,574.8	1,490.5	1,408.7
Spinal and Head Injuries Trust Fund Total:		1,574.8	1,490.5	1,408.7

Forecast Methodology

The Spinal and Head Injuries Trust Fund revenue schedule was calculated based off of historical trends of revenue earned through Treasurer's Interest Income and Rehabilitation Services Administration's allocation of court assessment fees from civil traffic penalties. Court assessment revenue has continued to decline year over year, likely due to alternatives to paying ticket fines, such as attending traffic school.

Fund: DE2348 Neighbors Helping Neighbors Fund

AFIS Code	Category of Receipt and Description	FY 2023 Actuals	FY 2024 Estimate	FY 2025 Request
4616	Private Grants	54.8	55.0	55.0
Neighbors Helping Neighbors Fund Total:		54.8	55.0	55.0

Forecast Methodology

Revenue Schedule

Agency: Department of Economic Security

Fund: DE2588 Health Care Investment Fund Expenditure Authority

AFIS Code	Category of Receipt and Description	FY 2023 Actuals	FY 2024 Estimate	FY 2025 Request
4211	Federal Grants – Operating	54,370.5	54,514.3	54,514.3
	Health Care Investment Fund Expenditure Authority Total:	54,370.5	54,514.3	54,514.3

Forecast Methodology

Laws 2020, Chapter 46 establishes a new hospital assessment effective October 1, 2020. Monies from this assessment are to be deposited into the Health Care Investment Fund and used to make directed payments to hospitals as well as increase base reimbursement rates for services reimbursed under the dental and physician fee schedules. Within DES, Health Care Investment Fund monies will be used for the Physical and Behavioral Health Services and Home and Community Based Services line items.

Fund: DE2985 American Rescue Plan Act

AFIS Code	Category of Receipt and Description	FY 2023 Actuals	FY 2024 Estimate	FY 2025 Request
4901	Operating Transfers In	32,304.1	165,302.1	-
4902	Indirect Cost Transfers In	200.0	-	-
4911	Federal Transfers In	1,633.0	-	-
4915	Federal ARPA COVID Stimulus Transfers In	205.0	-	-
	American Rescue Plan Act Total:	34,342.1	165,302.1	-

Forecast Methodology

The American Rescue Plan Act included \$350 billion in emergency funding for state, local, and territorial/tribal governments. Monies provided by the Governor to DES in fiscal year 2023 included funding for the Emergency Rental Assistance Program, Double Up Food Bucks, Food Bank Pass Thru, 2-1-1 services, and Homeless Youth supports.

Revenue Schedule

Agency: Department of Economic Security

Fund: DE3146 DD Client Investment Fund

AFIS Code	Category of Receipt and Description	FY 2023 Actuals	FY 2024 Estimate	FY 2025 Request
4631	Treasurer's Interest Income	50.6	25.8	25.8
DD Client Investment Fund Total:		50.6	25.8	25.8

Forecast Methodology

Fund: DE3193 Revenue From State or Local Agency Fund

AFIS Code	Category of Receipt and Description	FY 2023 Actuals	FY 2024 Estimate	FY 2025 Request
4699	Miscellaneous Receipts	3,648.8	3,831.2	3,831.2
Revenue From State or Local Agency Fund Total:		3,648.8	3,831.2	3,831.2

Forecast Methodology

Dollars received through the collection efforts of the Department's Office of Accounts Receivable and Collections as well as dollars without sufficient identifying documentation may be temporarily deposited in this fund. Typically, a benefitting program must be identified and then the funds are transferred out of Fund 3193 and into the benefitting program's fund. Extenuating factors such as programmatic changes or realignments, fund-specific legal constraints, as well as financial timing issues can cause fund balances to vary from year to year. Fund 3193's total revenue increased due to the increase in pandemic-related government assistance, expanding the total collections made by the Department in FY23.

Fund: DE3207 Special Olympics Fund

AFIS Code	Category of Receipt and Description	FY 2023 Actuals	FY 2024 Estimate	FY 2025 Request
4616	Private Grants	97.4	100.6	100.6
Special Olympics Fund Total:		97.4	100.6	100.6

Forecast Methodology

Projected revenue for the Special Olympics Fund is comprised of donations made by Arizona State Tax Payers on tax returns. Projected revenue is based prior years average donations received.

Revenue Schedule

Agency: Department of Economic Security

Fund: DE7510 Unemployment Insurance Benefits Fund

AFIS Code	Category of Receipt and Description	FY 2023 Actuals	FY 2024 Estimate	FY 2025 Request
4212	Entitlements	437,937.9	433,883.1	451,343.0
Unemployment Insurance Benefits Fund Total:		437,937.9	433,883.1	451,343.0

Forecast Methology

The Unemployment Trust Fund pays benefits to individuals who have lost employment through no fault of their own and are actively seeking employment. Employers are the sole contributors to the trust fund through the tax established by the State Unemployment Tax Act. As the trust fund continues to grow due to a strengthening economy, the tax revenue collected from employers decreases and results in diminished revenue collected each year.

Sources and Uses

Agency: Department of Economic Security

Fund: DE1030 Statewide Cost Allocation Plan Fund

Includes funds used to cover the costs attributable to and on behalf of the Department of Economic Security and expended by other state agencies.

Cash Flow Summary

	FY 2023 Actuals	FY 2024 Estimate	FY 2025 Request
Beginning Balance	-	-	-
Revenue (from Revenue Schedule)	1,000.0	1,000.0	1,000.0
Total Available	1,000.0	1,000.0	1,000.0
Total Appropriated Disbursements	1,000.0	1,000.0	1,000.0
Total Non-Appropriated Disbursements	-	-	-
Balance Forward to Next Year	-	-	-

Appropriated Expenditure

Expenditure Categories	FY 2023 Actuals	FY 2024 Estimate	FY 2025 Request
Personal Services	-	-	-
Employee Related Expenditures	-	-	-
Professional & Outside Services	-	-	-
Travel In-State	-	-	-
Travel Out-Of-State	-	-	-
Food	-	-	-
Aid To Organizations & Individuals	-	-	-
Other Operating Expenditures	-	1,000.0	1,000.0
Equipment	-	-	-
Capital Outlay	-	-	-
Capital Equipment	-	-	-
Non-Capital Equipment	-	-	-
Debt Service	-	-	-
Cost Allocation & Indirect Costs	-	-	-
Transfers-Out	-	-	-
Appropriated Expenditure Sub-Total:	-	1,000.0	1,000.0
Non-Lapsing Authority from Prior Years (no entry for BY)	-	-	-
Administrative Adjustments (no entry for BY)	1,000.0	-	-
Capital Projects (Land, Bldgs, Improv)	-	-	-
Appropriated 27th Pay Roll	-	-	-
Legislative Fund Transfers	-	-	-
IT Project Transfers	-	-	-
Residual Equity Transfer	-	-	-

Sources and Uses

Agency:	Department of Economic Security
----------------	--

Fund:	DE1030 Statewide Cost Allocation Plan Fund
--------------	---

Transfer Due to Fund Balance Cap	-	-	-
Prior Committed or Obligated Expenditures (no entry for AY)	-	-	-
Non-Appropriated 27th Pay Roll	-	-	-
Appropriated Expenditure Total:	1,000.0	1,000.0	1,000.0
Appropriated FTE	-	-	-

Non-Appropriated Expenditure

	FY 2023 Actuals	FY 2024 Estimate	FY 2025 Request
Expenditure Categories			
Personal Services	-	-	-
Employee Related Expenditures	-	-	-
Professional & Outside Services	-	-	-
Travel In-State	-	-	-
Travel Out-Of-State	-	-	-
Food	-	-	-
Aid To Organizations & Individuals	-	-	-
Other Operating Expenditures	-	-	-
Equipment	-	-	-
Capital Outlay	-	-	-
Capital Equipment	-	-	-
Non-Capital Equipment	-	-	-
Debt Service	-	-	-
Cost Allocation & Indirect Costs	-	-	-
Transfers-Out	-	-	-
Non-Appropriated Expenditure Sub-Total:	-	-	-
Non-Lapsing Authority from Prior Years (no entry for BY)	-	-	-
Administrative Adjustments (no entry for BY)	-	-	-
Capital Projects (Land, Bldgs, Improv)	-	-	-
Appropriated 27th Pay Roll	-	-	-
Legislative Fund Transfers	-	-	-
IT Project Transfers	-	-	-
Residual Equity Transfer	-	-	-
Transfer Due to Fund Balance Cap	-	-	-
Prior Committed or Obligated Expenditures (no entry for AY)	-	-	-
Non-Appropriated 27th Pay Roll	-	-	-
Non-Appropriated Expenditure Total:	-	-	-
Non-Appropriated FTE	-	-	-

Sources and Uses

Agency: Department of Economic Security

Fund: DE2000 Federal Grants Fund

Federal funds are provided to the Department for numerous functions and from several sources. These sources include the U.S. Department of Health and Human Services, U.S. Department of Labor, U.S. Department of Education, and U.S. Department of Defense. Funds are expended over several programs.

Cash Flow Summary

	FY 2023 Actuals	FY 2024 Estimate	FY 2025 Request
Beginning Balance	115,679.1	12,625.0	34,618.5
Revenue (from Revenue Schedule)	3,161,705.1	2,983,020.8	2,983,020.7
Total Available	3,277,384.2	2,995,645.8	3,017,639.2
Total Appropriated Disbursements	-	-	-
Total Non-Appropriated Disbursements	3,264,759.3	2,961,027.3	2,961,027.3
Balance Forward to Next Year	12,625.0	34,618.5	56,611.9

Appropriated Expenditure

Expenditure Categories	FY 2023 Actuals	FY 2024 Estimate	FY 2025 Request
Personal Services	-	-	-
Employee Related Expenditures	-	-	-
Professional & Outside Services	-	-	-
Travel In-State	-	-	-
Travel Out-Of-State	-	-	-
Food	-	-	-
Aid To Organizations & Individuals	-	-	-
Other Operating Expenditures	-	-	-
Equipment	-	-	-
Capital Outlay	-	-	-
Capital Equipment	-	-	-
Non-Capital Equipment	-	-	-
Debt Service	-	-	-
Cost Allocation & Indirect Costs	-	-	-
Transfers-Out	-	-	-
Appropriated Expenditure Sub-Total:	-	-	-
Non-Lapsing Authority from Prior Years (no entry for BY)	-	-	-
Administrative Adjustments (no entry for BY)	-	-	-
Capital Projects (Land, Bldgs, Improv)	-	-	-
Appropriated 27th Pay Roll	-	-	-
Legislative Fund Transfers	-	-	-
IT Project Transfers	-	-	-
Residual Equity Transfer	-	-	-

Sources and Uses

Agency:	Department of Economic Security
----------------	--

Fund:	DE2000 Federal Grants Fund
--------------	-----------------------------------

Transfer Due to Fund Balance Cap	-	-	-
Prior Committed or Obligated Expenditures (no entry for AY)	-	-	-
Non-Appropriated 27th Pay Roll	-	-	-
Appropriated Expenditure Total:	-	-	-
Appropriated FTE	-	-	-

Non-Appropriated Expenditure

Expenditure Categories	FY 2023 Actuals	FY 2024 Estimate	FY 2025 Request
Personal Services	230,641.8	222,960.1	222,960.1
Employee Related Expenditures	96,124.1	92,982.8	92,982.8
Professional & Outside Services	71,597.3	63,921.3	63,921.3
Travel In-State	223.2	222.4	222.4
Travel Out-Of-State	283.4	283.0	283.0
Food	-	-	-
Aid To Organizations & Individuals	2,775,560.2	2,489,291.0	2,489,291.0
Other Operating Expenditures	82,599.3	84,150.2	84,150.2
Equipment	-	-	-
Capital Outlay	-	-	-
Capital Equipment	1,088.6	783.2	783.2
Non-Capital Equipment	6,641.4	6,433.3	6,433.3
Debt Service	-	-	-
Cost Allocation & Indirect Costs	-	-	-
Transfers-Out	-	-	-
Non-Appropriated Expenditure Sub-Total:	3,264,759.3	2,961,027.3	2,961,027.3
Non-Lapsing Authority from Prior Years (no entry for BY)	-	-	-
Administrative Adjustments (no entry for BY)	-	-	-
Capital Projects (Land, Bldgs, Improv)	-	-	-
Appropriated 27th Pay Roll	-	-	-
Legislative Fund Transfers	-	-	-
IT Project Transfers	-	-	-
Residual Equity Transfer	-	-	-
Transfer Due to Fund Balance Cap	-	-	-
Prior Committed or Obligated Expenditures (no entry for AY)	-	-	-
Non-Appropriated 27th Pay Roll	-	-	-
Non-Appropriated Expenditure Total:	3,264,759.3	2,961,027.3	2,961,027.3
Non-Appropriated FTE	4,168.4	4,257.6	4,257.6

Sources and Uses

Agency: Department of Economic Security

Fund: DE2007 Temporary Assistance for Needy Families (TANF) Fund

Temporary Assistance for Needy Families (TANF) funds are received from the U.S. Department of Health and Human Services and can be used to assist needy families, reduce dependency of needy parents, prevent out-of-wedlock pregnancies, and encourage the formation of maintenance of two-parent families.

Cash Flow Summary	FY 2023 Actuals	FY 2024 Estimate	FY 2025 Request
Beginning Balance	21,287.3	19,108.9	16,930.5
Revenue (from Revenue Schedule)	64,412.8	64,412.8	68,912.8
Total Available	85,700.1	83,521.7	85,843.3
Total Appropriated Disbursements	66,591.2	66,591.2	71,091.2
Total Non-Appropriated Disbursements	-	-	-
Balance Forward to Next Year	19,108.9	16,930.5	14,752.1

Appropriated Expenditure	FY 2023 Actuals	FY 2024 Estimate	FY 2025 Request
Expenditure Categories			
Personal Services	11,532.6	11,531.5	11,531.5
Employee Related Expenditures	3,722.6	3,725.2	3,725.2
Professional & Outside Services	6,751.1	6,544.6	6,544.6
Travel In-State	11.0	11.8	11.8
Travel Out-Of-State	8.7	8.6	8.6
Food	-	-	-
Aid To Organizations & Individuals	39,873.1	39,873.1	44,373.1
Other Operating Expenditures	4,523.4	4,697.5	4,697.5
Equipment	-	-	-
Capital Outlay	-	-	-
Capital Equipment	15.0	14.9	14.9
Non-Capital Equipment	153.7	184.0	184.0
Debt Service	-	-	-
Cost Allocation & Indirect Costs	-	-	-
Transfers-Out	-	-	-
Appropriated Expenditure Sub-Total:	66,591.2	66,591.2	71,091.2
Non-Lapsing Authority from Prior Years (no entry for BY)	-	-	-
Administrative Adjustments (no entry for BY)	-	-	-
Capital Projects (Land, Bldgs, Improv)	-	-	-
Appropriated 27th Pay Roll	-	-	-
Legislative Fund Transfers	-	-	-
IT Project Transfers	-	-	-
Residual Equity Transfer	-	-	-

Sources and Uses

Agency:	Department of Economic Security
----------------	--

Fund:	DE2007 Temporary Assistance for Needy Families (TANF) Fund
--------------	---

Transfer Due to Fund Balance Cap	-	-	-
Prior Committed or Obligated Expenditures (no entry for AY)	-	-	-
Non-Appropriated 27th Pay Roll	-	-	-
Appropriated Expenditure Total:	66,591.2	66,591.2	71,091.2
Appropriated FTE	373.9	373.9	373.9

Non-Appropriated Expenditure

Expenditure Categories	FY 2023 Actuals	FY 2024 Estimate	FY 2025 Request
Personal Services	-	-	-
Employee Related Expenditures	-	-	-
Professional & Outside Services	-	-	-
Travel In-State	-	-	-
Travel Out-Of-State	-	-	-
Food	-	-	-
Aid To Organizations & Individuals	-	-	-
Other Operating Expenditures	-	-	-
Equipment	-	-	-
Capital Outlay	-	-	-
Capital Equipment	-	-	-
Non-Capital Equipment	-	-	-
Debt Service	-	-	-
Cost Allocation & Indirect Costs	-	-	-
Transfers-Out	-	-	-
Non-Appropriated Expenditure Sub-Total:	-	-	-
Non-Lapsing Authority from Prior Years (no entry for BY)	-	-	-
Administrative Adjustments (no entry for BY)	-	-	-
Capital Projects (Land, Bldgs, Improv)	-	-	-
Appropriated 27th Pay Roll	-	-	-
Legislative Fund Transfers	-	-	-
IT Project Transfers	-	-	-
Residual Equity Transfer	-	-	-
Transfer Due to Fund Balance Cap	-	-	-
Prior Committed or Obligated Expenditures (no entry for AY)	-	-	-
Non-Appropriated 27th Pay Roll	-	-	-
Non-Appropriated Expenditure Total:	-	-	-
Non-Appropriated FTE	-	-	-

Sources and Uses

Agency: Department of Economic Security

Fund: DE2008 Child Care and Development Fund

The funds are received as a block grant from the U.S. Department of Health and Human Services. CCDF funds are expended to subsidize low-income, working families' monthly child care expenditures so that they can work or attend training or education. Funds are also expended for eligibility determination, family and provider case management, and licensing and certification of centers and qualifying homes.

Cash Flow Summary

	FY 2023 Actuals	FY 2024 Estimate	FY 2025 Request
Beginning Balance	915,052.1	297,098.5	61,286.5
Revenue (from Revenue Schedule)	204,638.0	221,142.7	231,609.0
Total Available	1,119,690.1	518,241.2	292,895.5
Total Appropriated Disbursements	822,591.6	456,954.7	291,029.3
Total Non-Appropriated Disbursements	0.0	-	-
Balance Forward to Next Year	297,098.5	61,286.5	1,866.2

Appropriated Expenditure

Expenditure Categories	FY 2023 Actuals	FY 2024 Estimate	FY 2025 Request
Personal Services	10,963.7	6,866.3	6,866.3
Employee Related Expenditures	4,805.0	2,990.9	2,990.9
Professional & Outside Services	18,790.9	18,802.4	18,802.4
Travel In-State	17.9	11.3	11.3
Travel Out-Of-State	15.6	15.6	15.6
Food	-	-	-
Aid To Organizations & Individuals	162,535.1	169,502.5	260,502.5
Other Operating Expenditures	2,673.9	1,690.1	1,690.1
Equipment	-	-	-
Capital Outlay	-	-	-
Capital Equipment	8.6	8.6	8.6
Non-Capital Equipment	199.5	141.6	141.6
Debt Service	-	-	-
Cost Allocation & Indirect Costs	-	-	-
Transfers-Out	-	-	-
Appropriated Expenditure Sub-Total:	200,010.2	200,029.3	291,029.3
Non-Lapsing Authority from Prior Years (no entry for BY)	622,581.4	256,925.4	-
Administrative Adjustments (no entry for BY)	-	-	-
Capital Projects (Land, Bldgs, Improv)	-	-	-
Appropriated 27th Pay Roll	-	-	-
Legislative Fund Transfers	-	-	-
IT Project Transfers	-	-	-

Sources and Uses

Agency:	Department of Economic Security
----------------	--

Fund:	DE2008 Child Care and Development Fund
--------------	---

Residual Equity Transfer	-	-	-
Transfer Due to Fund Balance Cap	-	-	-
Prior Committed or Obligated Expenditures (no entry for AY)	-	-	-
Non-Appropriated 27th Pay Roll	-	-	-
Appropriated Expenditure Total:	822,591.6	456,954.7	291,029.3
Appropriated FTE	179.3	179.3	179.3

Non-Appropriated Expenditure

	FY 2023 Actuals	FY 2024 Estimate	FY 2025 Request
Expenditure Categories			
Personal Services	-	-	-
Employee Related Expenditures	-	-	-
Professional & Outside Services	0.0	-	-
Travel In-State	0.0	-	-
Travel Out-Of-State	-	-	-
Food	-	-	-
Aid To Organizations & Individuals	0.0	-	-
Other Operating Expenditures	0.0	-	-
Equipment	-	-	-
Capital Outlay	-	-	-
Capital Equipment	-	-	-
Non-Capital Equipment	0.0	-	-
Debt Service	-	-	-
Cost Allocation & Indirect Costs	-	-	-
Transfers-Out	-	-	-
Non-Appropriated Expenditure Sub-Total:	0.0	-	-
Non-Lapsing Authority from Prior Years (no entry for BY)	-	-	-
Administrative Adjustments (no entry for BY)	-	-	-
Capital Projects (Land, Bldgs, Improv)	-	-	-
Appropriated 27th Pay Roll	-	-	-
Legislative Fund Transfers	-	-	-
IT Project Transfers	-	-	-
Residual Equity Transfer	-	-	-
Transfer Due to Fund Balance Cap	-	-	-
Prior Committed or Obligated Expenditures (no entry for AY)	-	-	-
Non-Appropriated 27th Pay Roll	-	-	-
Non-Appropriated Expenditure Total:	0.0	-	-

Sources and Uses

Agency: Department of Economic Security

Fund: DE2008 Child Care and Development Fund

Non-Appropriated FTE

- - -

Sources and Uses

Agency:	Department of Economic Security
----------------	--

Fund:	DE2010 Workforce Investment Grant Fund
--------------	---

Cash Flow Summary

	FY 2023 Actuals	FY 2024 Estimate	FY 2025 Request
Beginning Balance	98,045.5	99,377.2	92,439.6
Revenue (from Revenue Schedule)	87,110.8	80,179.0	80,179.0
Total Available	185,156.3	179,556.2	172,618.6
Total Appropriated Disbursements	85,779.1	87,116.6	87,116.6
Total Non-Appropriated Disbursements	-	-	-
Balance Forward to Next Year	99,377.2	92,439.6	85,502.0

Appropriated Expenditure

	FY 2023 Actuals	FY 2024 Estimate	FY 2025 Request
Expenditure Categories			
Personal Services	4,142.5	2,210.9	2,210.9
Employee Related Expenditures	1,624.5	816.9	816.9
Professional & Outside Services	11,504.3	11,856.5	11,856.5
Travel In-State	14.1	4.6	4.6
Travel Out-Of-State	8.7	8.3	8.3
Food	-	-	-
Aid To Organizations & Individuals	66,979.8	71,492.0	71,492.0
Other Operating Expenditures	1,114.0	310.1	310.1
Equipment	-	-	-
Capital Outlay	-	-	-
Capital Equipment	2.5	2.6	2.6
Non-Capital Equipment	388.6	414.7	414.7
Debt Service	-	-	-
Cost Allocation & Indirect Costs	-	-	-
Transfers-Out	-	-	-
Appropriated Expenditure Sub-Total:	85,779.1	87,116.6	87,116.6
Non-Lapsing Authority from Prior Years (no entry for BY)	-	-	-
Administrative Adjustments (no entry for BY)	-	-	-
Capital Projects (Land, Bldgs, Improv)	-	-	-
Appropriated 27th Pay Roll	-	-	-
Legislative Fund Transfers	-	-	-
IT Project Transfers	-	-	-
Residual Equity Transfer	-	-	-
Transfer Due to Fund Balance Cap	-	-	-

Sources and Uses

Agency:	Department of Economic Security
----------------	--

Fund:	DE2010 Workforce Investment Grant Fund
--------------	---

Prior Committed or Obligated Expenditures (no entry for AY)	-	-	-
Non-Appropriated 27th Pay Roll	-	-	-
Appropriated Expenditure Total:	85,779.1	87,116.6	87,116.6
Appropriated FTE	33.0	33.0	33.0

Non-Appropriated Expenditure

	FY 2023 Actuals	FY 2024 Estimate	FY 2025 Request
Expenditure Categories			
Personal Services	-	-	-
Employee Related Expenditures	-	-	-
Professional & Outside Services	-	-	-
Travel In-State	-	-	-
Travel Out-Of-State	-	-	-
Food	-	-	-
Aid To Organizations & Individuals	-	-	-
Other Operating Expenditures	-	-	-
Equipment	-	-	-
Capital Outlay	-	-	-
Capital Equipment	-	-	-
Non-Capital Equipment	-	-	-
Debt Service	-	-	-
Cost Allocation & Indirect Costs	-	-	-
Transfers-Out	-	-	-
Non-Appropriated Expenditure Sub-Total:	-	-	-
Non-Lapsing Authority from Prior Years (no entry for BY)	-	-	-
Administrative Adjustments (no entry for BY)	-	-	-
Capital Projects (Land, Bldgs, Improv)	-	-	-
Appropriated 27th Pay Roll	-	-	-
Legislative Fund Transfers	-	-	-
IT Project Transfers	-	-	-
Residual Equity Transfer	-	-	-
Transfer Due to Fund Balance Cap	-	-	-
Prior Committed or Obligated Expenditures (no entry for AY)	-	-	-
Non-Appropriated 27th Pay Roll	-	-	-
Non-Appropriated Expenditure Total:	-	-	-
Non-Appropriated FTE	-	-	-

Sources and Uses

Agency: Department of Economic Security

Fund: DE2019 Developmentally Disabled Client Trust Fund

The Developmentally Disabled Client Trust Fund includes the proceeds from the sale of the real property and buildings and improvements on the real property used for the Arizona Training Program at Phoenix. Only interest earnings may be expended. Statute limits use of the fund to client services by enhancing the services presently available to individuals with developmental disabilities and extending services to individuals with developmental disabilities not presently served. Funds cannot be used to replace General Fund dollars.

Cash Flow Summary

	FY 2023 Actuals	FY 2024 Estimate	FY 2025 Request
Beginning Balance	31.0	32.0	32.8
Revenue (from Revenue Schedule)	1.0	0.8	0.8
Total Available	32.0	32.8	33.6
Total Appropriated Disbursements	-	-	-
Total Non-Appropriated Disbursements	-	-	-
Balance Forward to Next Year	32.0	32.8	33.6

Appropriated Expenditure

Expenditure Categories	FY 2023 Actuals	FY 2024 Estimate	FY 2025 Request
Personal Services	-	-	-
Employee Related Expenditures	-	-	-
Professional & Outside Services	-	-	-
Travel In-State	-	-	-
Travel Out-Of-State	-	-	-
Food	-	-	-
Aid To Organizations & Individuals	-	-	-
Other Operating Expenditures	-	-	-
Equipment	-	-	-
Capital Outlay	-	-	-
Capital Equipment	-	-	-
Non-Capital Equipment	-	-	-
Debt Service	-	-	-
Cost Allocation & Indirect Costs	-	-	-
Transfers-Out	-	-	-
Appropriated Expenditure Sub-Total:	-	-	-
Non-Lapsing Authority from Prior Years (no entry for BY)	-	-	-
Administrative Adjustments (no entry for BY)	-	-	-
Capital Projects (Land, Bldgs, Improv)	-	-	-
Appropriated 27th Pay Roll	-	-	-
Legislative Fund Transfers	-	-	-

Sources and Uses

Agency:	Department of Economic Security
----------------	--

Fund:	DE2019 Developmentally Disabled Client Trust Fund
--------------	--

IT Project Transfers	-	-	-
Residual Equity Transfer	-	-	-
Transfer Due to Fund Balance Cap	-	-	-
Prior Committed or Obligated Expenditures (no entry for AY)	-	-	-
Non-Appropriated 27th Pay Roll	-	-	-
Appropriated Expenditure Total:	-	-	-
Appropriated FTE	-	-	-

Non-Appropriated Expenditure

	FY 2023 Actuals	FY 2024 Estimate	FY 2025 Request
Expenditure Categories			
Personal Services	-	-	-
Employee Related Expenditures	-	-	-
Professional & Outside Services	-	-	-
Travel In-State	-	-	-
Travel Out-Of-State	-	-	-
Food	-	-	-
Aid To Organizations & Individuals	-	-	-
Other Operating Expenditures	-	-	-
Equipment	-	-	-
Capital Outlay	-	-	-
Capital Equipment	-	-	-
Non-Capital Equipment	-	-	-
Debt Service	-	-	-
Cost Allocation & Indirect Costs	-	-	-
Transfers-Out	-	-	-
Non-Appropriated Expenditure Sub-Total:	-	-	-
Non-Lapsing Authority from Prior Years (no entry for BY)	-	-	-
Administrative Adjustments (no entry for BY)	-	-	-
Capital Projects (Land, Bldgs, Improv)	-	-	-
Appropriated 27th Pay Roll	-	-	-
Legislative Fund Transfers	-	-	-
IT Project Transfers	-	-	-
Residual Equity Transfer	-	-	-
Transfer Due to Fund Balance Cap	-	-	-
Prior Committed or Obligated Expenditures (no entry for AY)	-	-	-
Non-Appropriated 27th Pay Roll	-	-	-

Sources and Uses

Agency: Department of Economic Security

Fund: DE2019 Developmentally Disabled Client Trust Fund

Non-Appropriated Expenditure Total:	-	-	-
Non-Appropriated FTE	-	-	-

Sources and Uses

Agency: Department of Economic Security

Fund: DE2066 Special Administration Fund

Comprised of late fees charged to an employer for failure to file quarterly contribution and wage reports on time. The funds are expended in support of the Department's Jobs Program to assist Cash Assistance recipients in finding work. The funds are also expended in the Unemployment Insurance (UI) Program to cover Department errors deemed not allowable under federal UI expenditure guidelines. Historically these costs to the UI program have been minimal.

Cash Flow Summary

	FY 2023 Actuals	FY 2024 Estimate	FY 2025 Request
Beginning Balance	5,412.8	5,556.7	5,753.7
Revenue (from Revenue Schedule)	4,787.1	4,834.9	4,883.3
Total Available	10,199.9	10,391.6	10,637.0
Total Appropriated Disbursements	4,643.2	4,637.9	4,637.9
Total Non-Appropriated Disbursements	-	-	-
Balance Forward to Next Year	5,556.7	5,753.7	5,999.1

Appropriated Expenditure

Expenditure Categories	FY 2023 Actuals	FY 2024 Estimate	FY 2025 Request
Personal Services	1,352.4	1,349.0	1,349.0
Employee Related Expenditures	488.0	486.8	486.8
Professional & Outside Services	1,239.4	1,239.5	1,239.5
Travel In-State	1.1	1.1	1.1
Travel Out-Of-State	3.3	3.2	3.2
Food	-	-	-
Aid To Organizations & Individuals	1,320.0	1,320.0	1,320.0
Other Operating Expenditures	206.4	205.7	205.7
Equipment	-	-	-
Capital Outlay	-	-	-
Capital Equipment	2.4	2.4	2.4
Non-Capital Equipment	30.3	30.2	30.2
Debt Service	-	-	-
Cost Allocation & Indirect Costs	-	-	-
Transfers-Out	-	-	-
Appropriated Expenditure Sub-Total:	4,643.2	4,637.9	4,637.9
Non-Lapsing Authority from Prior Years (no entry for BY)	-	-	-
Administrative Adjustments (no entry for BY)	-	-	-
Capital Projects (Land, Bldgs, Improv)	-	-	-
Appropriated 27th Pay Roll	-	-	-
Legislative Fund Transfers	-	-	-
IT Project Transfers	-	-	-

Sources and Uses

Agency:	Department of Economic Security
----------------	--

Fund:	DE2066 Special Administration Fund
--------------	---

Residual Equity Transfer	-	-	-
Transfer Due to Fund Balance Cap	-	-	-
Prior Committed or Obligated Expenditures (no entry for AY)	-	-	-
Non-Appropriated 27th Pay Roll	-	-	-
Appropriated Expenditure Total:	4,643.2	4,637.9	4,637.9
Appropriated FTE	29.1	29.1	29.1

Non-Appropriated Expenditure

	FY 2023 Actuals	FY 2024 Estimate	FY 2025 Request
Expenditure Categories			
Personal Services	-	-	-
Employee Related Expenditures	-	-	-
Professional & Outside Services	-	-	-
Travel In-State	-	-	-
Travel Out-Of-State	-	-	-
Food	-	-	-
Aid To Organizations & Individuals	-	-	-
Other Operating Expenditures	-	-	-
Equipment	-	-	-
Capital Outlay	-	-	-
Capital Equipment	-	-	-
Non-Capital Equipment	-	-	-
Debt Service	-	-	-
Cost Allocation & Indirect Costs	-	-	-
Transfers-Out	-	-	-
Non-Appropriated Expenditure Sub-Total:	-	-	-
Non-Lapsing Authority from Prior Years (no entry for BY)	-	-	-
Administrative Adjustments (no entry for BY)	-	-	-
Capital Projects (Land, Bldgs, Improv)	-	-	-
Appropriated 27th Pay Roll	-	-	-
Legislative Fund Transfers	-	-	-
IT Project Transfers	-	-	-
Residual Equity Transfer	-	-	-
Transfer Due to Fund Balance Cap	-	-	-
Prior Committed or Obligated Expenditures (no entry for AY)	-	-	-
Non-Appropriated 27th Pay Roll	-	-	-
Non-Appropriated Expenditure Total:	-	-	-

Sources and Uses

Agency: Department of Economic Security

Fund: DE2066 Special Administration Fund

Non-Appropriated FTE

-

-

-

Sources and Uses

Agency: Department of Economic Security

Fund: DE2091 Child Support Enforcement Administration Fund

The state has the responsibility to collect payments made to former Cash Assistance recipients. The algorithm for distributing those funds includes the retention of funds to assist in the operation of the state's child support program. In addition, this,

Cash Flow Summary	FY 2023 Actuals	FY 2024 Estimate	FY 2025 Request
Beginning Balance	16,824.7	14,942.2	11,007.3
Revenue (from Revenue Schedule)	81,104.1	70,312.5	69,681.0
Total Available	97,928.8	85,254.7	80,688.3
Total Appropriated Disbursements	23,537.7	22,410.4	17,683.3
Total Non-Appropriated Disbursements	59,448.9	51,837.0	51,837.0
Balance Forward to Next Year	14,942.2	11,007.3	11,168.0

Appropriated Expenditure	FY 2023 Actuals	FY 2024 Estimate	FY 2025 Request
Expenditure Categories			
Personal Services	3,164.4	2,837.8	2,837.8
Employee Related Expenditures	3,864.9	5,417.9	5,417.9
Professional & Outside Services	10,889.7	3,829.0	3,829.0
Travel In-State	6.8	5.9	5.9
Travel Out-Of-State	-	-	-
Food	-	-	-
Aid To Organizations & Individuals	1,429.3	1,429.3	1,429.3
Other Operating Expenditures	3,840.9	3,928.4	3,928.4
Equipment	-	-	-
Capital Outlay	-	-	-
Capital Equipment	-	-	-
Non-Capital Equipment	341.7	235.0	235.0
Debt Service	-	-	-
Cost Allocation & Indirect Costs	-	-	-
Transfers-Out	-	-	-
Appropriated Expenditure Sub-Total:	23,537.7	17,683.3	17,683.3
Non-Lapsing Authority from Prior Years (no entry for BY)	-	-	-
Administrative Adjustments (no entry for BY)	-	4,727.1	-
Capital Projects (Land, Bldgs, Improv)	-	-	-
Appropriated 27th Pay Roll	-	-	-
Legislative Fund Transfers	-	-	-
IT Project Transfers	-	-	-
Residual Equity Transfer	-	-	-

Sources and Uses

Agency:	Department of Economic Security
----------------	--

Fund:	DE2091 Child Support Enforcement Administration Fund
--------------	---

Transfer Due to Fund Balance Cap	-	-	-
Prior Committed or Obligated Expenditures (no entry for AY)	-	-	-
Non-Appropriated 27th Pay Roll	-	-	-
Appropriated Expenditure Total:	23,537.7	22,410.4	17,683.3
Appropriated FTE	192.1	194.1	194.1

Non-Appropriated Expenditure

	FY 2023 Actuals	FY 2024 Estimate	FY 2025 Request
Personal Services	21,400.0	19,797.2	19,797.2
Employee Related Expenditures	8,125.1	7,434.8	7,434.8
Professional & Outside Services	17,412.7	12,947.4	12,947.4
Travel In-State	11.4	23.3	23.3
Travel Out-Of-State	-	-	-
Food	-	-	-
Aid To Organizations & Individuals	7,485.4	7,485.4	7,485.4
Other Operating Expenditures	4,702.1	3,981.9	3,981.9
Equipment	-	-	-
Capital Outlay	-	-	-
Capital Equipment	-	-	-
Non-Capital Equipment	312.3	167.0	167.0
Debt Service	-	-	-
Cost Allocation & Indirect Costs	-	-	-
Transfers-Out	-	-	-
Non-Appropriated Expenditure Sub-Total:	59,448.9	51,837.0	51,837.0
Non-Lapsing Authority from Prior Years (no entry for BY)	-	-	-
Administrative Adjustments (no entry for BY)	-	-	-
Capital Projects (Land, Bldgs, Improv)	-	-	-
Appropriated 27th Pay Roll	-	-	-
Legislative Fund Transfers	-	-	-
IT Project Transfers	-	-	-
Residual Equity Transfer	-	-	-
Transfer Due to Fund Balance Cap	-	-	-
Prior Committed or Obligated Expenditures (no entry for AY)	-	-	-
Non-Appropriated 27th Pay Roll	-	-	-
Non-Appropriated Expenditure Total:	59,448.9	51,837.0	51,837.0
Non-Appropriated FTE	301.0	309.0	309.0

Sources and Uses

Agency:	Department of Economic Security
----------------	--

Fund:	DE2093 Economic Security Capital Investments Fund
--------------	--

Revenues consist of all club liquor application and license fees from certain veterans' clubs, local units of national fraternal organizations, golf clubs, social clubs, and airline clubs where the sale of liquor for consumption on the premises is made to members only. The Department may expend the funds for buildings, equipment, or other capital investments.

Cash Flow Summary	FY 2023 Actuals	FY 2024 Estimate	FY 2025 Request
Beginning Balance	585.3	634.1	682.9
Revenue (from Revenue Schedule)	48.8	48.8	48.8
Total Available	634.1	682.9	731.7
Total Appropriated Disbursements	-	-	-
Total Non-Appropriated Disbursements	-	-	-
Balance Forward to Next Year	634.1	682.9	731.7

Appropriated Expenditure	FY 2023 Actuals	FY 2024 Estimate	FY 2025 Request
Expenditure Categories			
Personal Services	-	-	-
Employee Related Expenditures	-	-	-
Professional & Outside Services	-	-	-
Travel In-State	-	-	-
Travel Out-Of-State	-	-	-
Food	-	-	-
Aid To Organizations & Individuals	-	-	-
Other Operating Expenditures	-	-	-
Equipment	-	-	-
Capital Outlay	-	-	-
Capital Equipment	-	-	-
Non-Capital Equipment	-	-	-
Debt Service	-	-	-
Cost Allocation & Indirect Costs	-	-	-
Transfers-Out	-	-	-
Appropriated Expenditure Sub-Total:	-	-	-
Non-Lapsing Authority from Prior Years (no entry for BY)	-	-	-
Administrative Adjustments (no entry for BY)	-	-	-
Capital Projects (Land, Bldgs, Improv)	-	-	-
Appropriated 27th Pay Roll	-	-	-
Legislative Fund Transfers	-	-	-
IT Project Transfers	-	-	-
Residual Equity Transfer	-	-	-

Sources and Uses

Agency:	Department of Economic Security
----------------	--

Fund:	DE2093 Economic Security Capital Investments Fund
--------------	--

Transfer Due to Fund Balance Cap	-	-	-
Prior Committed or Obligated Expenditures (no entry for AY)	-	-	-
Non-Appropriated 27th Pay Roll	-	-	-
Appropriated Expenditure Total:	-	-	-
Appropriated FTE	-	-	-

Non-Appropriated Expenditure

Expenditure Categories	FY 2023 Actuals	FY 2024 Estimate	FY 2025 Request
Personal Services	-	-	-
Employee Related Expenditures	-	-	-
Professional & Outside Services	-	-	-
Travel In-State	-	-	-
Travel Out-Of-State	-	-	-
Food	-	-	-
Aid To Organizations & Individuals	-	-	-
Other Operating Expenditures	-	-	-
Equipment	-	-	-
Capital Outlay	-	-	-
Capital Equipment	-	-	-
Non-Capital Equipment	-	-	-
Debt Service	-	-	-
Cost Allocation & Indirect Costs	-	-	-
Transfers-Out	-	-	-
Non-Appropriated Expenditure Sub-Total:	-	-	-
Non-Lapsing Authority from Prior Years (no entry for BY)	-	-	-
Administrative Adjustments (no entry for BY)	-	-	-
Capital Projects (Land, Bldgs, Improv)	-	-	-
Appropriated 27th Pay Roll	-	-	-
Legislative Fund Transfers	-	-	-
IT Project Transfers	-	-	-
Residual Equity Transfer	-	-	-
Transfer Due to Fund Balance Cap	-	-	-
Prior Committed or Obligated Expenditures (no entry for AY)	-	-	-
Non-Appropriated 27th Pay Roll	-	-	-
Non-Appropriated Expenditure Total:	-	-	-
Non-Appropriated FTE	-	-	-

Sources and Uses

Agency: Department of Economic Security

Fund: DE2160 Domestic Violence Services Fund

The Domestic Violence Shelter Fund receives 8.87% of various filing, copy, and administrative fees charged by the Superior Court. The Domestic Violence Shelter Fund provides financial assistance to shelters for victims of domestic violence through contracts for shelter services, including crisis interventions, advocacy and support services, and information and referral services. Shelters receive funds in two installments, on July 1 and January 1 of each year.

Cash Flow Summary

	FY 2023 Actuals	FY 2024 Estimate	FY 2025 Request
Beginning Balance	2,305.7	2,544.8	1,244.5
Revenue (from Revenue Schedule)	2,671.9	2,700.0	2,700.0
Total Available	4,977.6	5,244.8	3,944.5
Total Appropriated Disbursements	2,432.8	4,000.3	4,000.3
Total Non-Appropriated Disbursements	-	-	-
Balance Forward to Next Year	2,544.8	1,244.5	(55.8)

Explanation for Negative Ending Balance(s):

Forecasted expenditures are estimated to be at the appropriated level and exceed available cash balances. The program anticipates spending down all of the funds carried forward into 2024 and will take the necessary steps to ensure that expenditures remain in line with available funding

Appropriated Expenditure

Expenditure Categories	FY 2023 Actuals	FY 2024 Estimate	FY 2025 Request
Personal Services	-	-	-
Employee Related Expenditures	-	-	-
Professional & Outside Services	-	-	-
Travel In-State	-	-	-
Travel Out-Of-State	-	-	-
Food	-	-	-
Aid To Organizations & Individuals	2,432.8	4,000.3	4,000.3
Other Operating Expenditures	-	-	-
Equipment	-	-	-
Capital Outlay	-	-	-
Capital Equipment	-	-	-
Non-Capital Equipment	-	-	-
Debt Service	-	-	-
Cost Allocation & Indirect Costs	-	-	-
Transfers-Out	-	-	-
Appropriated Expenditure Sub-Total:	2,432.8	4,000.3	4,000.3
Non-Lapsing Authority from Prior Years (no entry for BY)	-	-	-

Sources and Uses

Agency:	Department of Economic Security
----------------	--

Fund:	DE2160 Domestic Violence Services Fund
--------------	---

Administrative Adjustments (no entry for BY)	-	-	-
Capital Projects (Land, Bldgs, Improv)	-	-	-
Appropriated 27th Pay Roll	-	-	-
Legislative Fund Transfers	-	-	-
IT Project Transfers	-	-	-
Residual Equity Transfer	-	-	-
Transfer Due to Fund Balance Cap	-	-	-
Prior Committed or Obligated Expenditures (no entry for AY)	-	-	-
Non-Appropriated 27th Pay Roll	-	-	-
Appropriated Expenditure Total:	2,432.8	4,000.3	4,000.3
Appropriated FTE	-	-	-

Non-Appropriated Expenditure

	FY 2023 Actuals	FY 2024 Estimate	FY 2025 Request
Expenditure Categories			
Personal Services	-	-	-
Employee Related Expenditures	-	-	-
Professional & Outside Services	-	-	-
Travel In-State	-	-	-
Travel Out-Of-State	-	-	-
Food	-	-	-
Aid To Organizations & Individuals	-	-	-
Other Operating Expenditures	-	-	-
Equipment	-	-	-
Capital Outlay	-	-	-
Capital Equipment	-	-	-
Non-Capital Equipment	-	-	-
Debt Service	-	-	-
Cost Allocation & Indirect Costs	-	-	-
Transfers-Out	-	-	-
Non-Appropriated Expenditure Sub-Total:	-	-	-
Non-Lapsing Authority from Prior Years (no entry for BY)	-	-	-
Administrative Adjustments (no entry for BY)	-	-	-
Capital Projects (Land, Bldgs, Improv)	-	-	-
Appropriated 27th Pay Roll	-	-	-
Legislative Fund Transfers	-	-	-
IT Project Transfers	-	-	-

Sources and Uses

Agency:	Department of Economic Security
----------------	--

Fund:	DE2160 Domestic Violence Services Fund
--------------	---

Residual Equity Transfer	-	-	-
Transfer Due to Fund Balance Cap	-	-	-
Prior Committed or Obligated Expenditures (no entry for AY)	-	-	-
Non-Appropriated 27th Pay Roll	-	-	-
Non-Appropriated Expenditure Total:	-	-	-
Non-Appropriated FTE	-	-	-

Sources and Uses

Agency:	Department of Economic Security
----------------	--

Fund:	DE2190 Sexual Violence Service Fund
--------------	--

AZ Laws 2021 First Regular Session 54th Legislature Section 28 appropriates monies to the Sexual Violence Services Fund established by section 36-3102 A.R.S to DES. Monies in this fund are used for provision of sexual violence services.

Cash Flow Summary

	FY 2023 Actuals	FY 2024 Estimate	FY 2025 Request
Beginning Balance	7,455.4	5,522.5	0.0
Revenue (from Revenue Schedule)	-	-	-
Total Available	7,455.4	5,522.5	0.0
Total Appropriated Disbursements	1,932.9	5,522.5	-
Total Non-Appropriated Disbursements	-	-	-
Balance Forward to Next Year	5,522.5	0.0	0.0

Appropriated Expenditure

	FY 2023 Actuals	FY 2024 Estimate	FY 2025 Request
Expenditure Categories			
Personal Services	-	-	-
Employee Related Expenditures	-	-	-
Professional & Outside Services	-	-	-
Travel In-State	-	-	-
Travel Out-Of-State	-	-	-
Food	-	-	-
Aid To Organizations & Individuals	-	-	-
Other Operating Expenditures	-	-	-
Equipment	-	-	-
Capital Outlay	-	-	-
Capital Equipment	-	-	-
Non-Capital Equipment	-	-	-
Debt Service	-	-	-
Cost Allocation & Indirect Costs	-	-	-
Transfers-Out	-	-	-
Appropriated Expenditure Sub-Total:	-	-	-
Non-Lapsing Authority from Prior Years (no entry for BY)	1,932.9	5,522.5	-
Administrative Adjustments (no entry for BY)	-	-	-
Capital Projects (Land, Bldgs, Improv)	-	-	-
Appropriated 27th Pay Roll	-	-	-
Legislative Fund Transfers	-	-	-
IT Project Transfers	-	-	-
Residual Equity Transfer	-	-	-

Sources and Uses

Agency:	Department of Economic Security
----------------	--

Fund:	DE2190 Sexual Violence Service Fund
--------------	--

Transfer Due to Fund Balance Cap	-	-	-
Prior Committed or Obligated Expenditures (no entry for AY)	-	-	-
Non-Appropriated 27th Pay Roll	-	-	-
Appropriated Expenditure Total:	1,932.9	5,522.5	-
Appropriated FTE	-	-	-

Non-Appropriated Expenditure

Expenditure Categories	FY 2023 Actuals	FY 2024 Estimate	FY 2025 Request
Personal Services	-	-	-
Employee Related Expenditures	-	-	-
Professional & Outside Services	-	-	-
Travel In-State	-	-	-
Travel Out-Of-State	-	-	-
Food	-	-	-
Aid To Organizations & Individuals	-	-	-
Other Operating Expenditures	-	-	-
Equipment	-	-	-
Capital Outlay	-	-	-
Capital Equipment	-	-	-
Non-Capital Equipment	-	-	-
Debt Service	-	-	-
Cost Allocation & Indirect Costs	-	-	-
Transfers-Out	-	-	-
Non-Appropriated Expenditure Sub-Total:	-	-	-
Non-Lapsing Authority from Prior Years (no entry for BY)	-	-	-
Administrative Adjustments (no entry for BY)	-	-	-
Capital Projects (Land, Bldgs, Improv)	-	-	-
Appropriated 27th Pay Roll	-	-	-
Legislative Fund Transfers	-	-	-
IT Project Transfers	-	-	-
Residual Equity Transfer	-	-	-
Transfer Due to Fund Balance Cap	-	-	-
Prior Committed or Obligated Expenditures (no entry for AY)	-	-	-
Non-Appropriated 27th Pay Roll	-	-	-
Non-Appropriated Expenditure Total:	-	-	-
Non-Appropriated FTE	-	-	-

Sources and Uses

Agency: Department of Economic Security

Fund: DE2217 Public Assistance Collections Fund

The Public Assistance Fund receives 25 percent of recovered public assistance overpayments and reimbursements from persons legally responsible for the support of a public assistance recipient. The Public Assistance Fund may be used to improve public assistance collection activities.

Cash Flow Summary

	FY 2023 Actuals	FY 2024 Estimate	FY 2025 Request
Beginning Balance	119.4	158.6	(247.3)
Revenue (from Revenue Schedule)	39.2	35.9	35.9
Total Available	158.6	194.5	(211.4)
Total Appropriated Disbursements	-	441.8	441.8
Total Non-Appropriated Disbursements	-	-	-
Balance Forward to Next Year	158.6	(247.3)	(653.2)

Explanation for Negative Ending Balance(s):

In Fiscal Year 2025, planned administrative expenditures are estimated to be at the appropriated level and will exceed the estimated Public Assistance Collections revenue. The Department will take the necessary steps to ensure that expenditures remain in line with available funding.

Appropriated Expenditure

Expenditure Categories	FY 2023 Actuals	FY 2024 Estimate	FY 2025 Request
Personal Services	-	-	-
Employee Related Expenditures	-	-	-
Professional & Outside Services	-	-	-
Travel In-State	-	-	-
Travel Out-Of-State	-	-	-
Food	-	-	-
Aid To Organizations & Individuals	-	-	-
Other Operating Expenditures	-	441.8	441.8
Equipment	-	-	-
Capital Outlay	-	-	-
Capital Equipment	-	-	-
Non-Capital Equipment	-	-	-
Debt Service	-	-	-
Cost Allocation & Indirect Costs	-	-	-
Transfers-Out	-	-	-
Appropriated Expenditure Sub-Total:	-	441.8	441.8
Non-Lapsing Authority from Prior Years (no entry for BY)	-	-	-
Administrative Adjustments (no entry for BY)	-	-	-

Sources and Uses

Agency:	Department of Economic Security
----------------	--

Fund:	DE2217 Public Assistance Collections Fund
--------------	--

Capital Projects (Land, Bldgs, Improv)	-	-	-
Appropriated 27th Pay Roll	-	-	-
Legislative Fund Transfers	-	-	-
IT Project Transfers	-	-	-
Residual Equity Transfer	-	-	-
Transfer Due to Fund Balance Cap	-	-	-
Prior Committed or Obligated Expenditures (no entry for AY)	-	-	-
Non-Appropriated 27th Pay Roll	-	-	-
Appropriated Expenditure Total:	-	441.8	441.8
Appropriated FTE	-	-	-

Non-Appropriated Expenditure

	FY 2023 Actuals	FY 2024 Estimate	FY 2025 Request
Expenditure Categories			
Personal Services	-	-	-
Employee Related Expenditures	-	-	-
Professional & Outside Services	-	-	-
Travel In-State	-	-	-
Travel Out-Of-State	-	-	-
Food	-	-	-
Aid To Organizations & Individuals	-	-	-
Other Operating Expenditures	-	-	-
Equipment	-	-	-
Capital Outlay	-	-	-
Capital Equipment	-	-	-
Non-Capital Equipment	-	-	-
Debt Service	-	-	-
Cost Allocation & Indirect Costs	-	-	-
Transfers-Out	-	-	-
Non-Appropriated Expenditure Sub-Total:	-	-	-
Non-Lapsing Authority from Prior Years (no entry for BY)	-	-	-
Administrative Adjustments (no entry for BY)	-	-	-
Capital Projects (Land, Bldgs, Improv)	-	-	-
Appropriated 27th Pay Roll	-	-	-
Legislative Fund Transfers	-	-	-
IT Project Transfers	-	-	-
Residual Equity Transfer	-	-	-

Sources and Uses

Agency: Department of Economic Security

Fund: DE2217 Public Assistance Collections Fund

Transfer Due to Fund Balance Cap	-	-	-
Prior Committed or Obligated Expenditures (no entry for AY)	-	-	-
Non-Appropriated 27th Pay Roll	-	-	-
Non-Appropriated Expenditure Total:	-	-	-
Non-Appropriated FTE	-	-	-

Sources and Uses

Agency: Department of Economic Security

Fund: DE2224 Department Long-Term Care System Fund

The Long Term Care System Fund includes capitation payments from the Arizona Health Care Cost Containment System, third party payments, client billing revenue, and interest earnings. The Long Term Care System Fund is used for the operations of the Arizona

Cash Flow Summary	FY 2023 Actuals	FY 2024 Estimate	FY 2025 Request
Beginning Balance	197,443.7	224,595.2	(0.0)
Revenue (from Revenue Schedule)	2,543,150.0	2,243,282.8	2,459,002.8
Total Available	2,740,593.7	2,467,878.0	2,459,002.8
Total Appropriated Disbursements	27,366.3	33,864.2	40,464.2
Total Non-Appropriated Disbursements	2,488,632.1	2,434,013.8	2,418,538.6
Balance Forward to Next Year	224,595.2	(0.0)	(0.0)

Appropriated Expenditure	FY 2023 Actuals	FY 2024 Estimate	FY 2025 Request
Expenditure Categories			
Personal Services	89.7	111.1	111.1
Employee Related Expenditures	39.0	48.1	48.1
Professional & Outside Services	57.1	70.6	70.6
Travel In-State	0.1	0.1	0.1
Travel Out-Of-State	-	-	-
Food	-	-	-
Aid To Organizations & Individuals	26,954.3	33,354.3	39,954.3
Other Operating Expenditures	225.7	279.3	279.3
Equipment	-	-	-
Capital Outlay	-	-	-
Capital Equipment	-	-	-
Non-Capital Equipment	0.6	0.7	0.7
Debt Service	-	-	-
Cost Allocation & Indirect Costs	-	-	-
Transfers-Out	-	-	-
Appropriated Expenditure Sub-Total:	27,366.3	33,864.2	40,464.2
Non-Lapsing Authority from Prior Years (no entry for BY)	-	-	-
Administrative Adjustments (no entry for BY)	-	-	-
Capital Projects (Land, Bldgs, Improv)	-	-	-
Appropriated 27th Pay Roll	-	-	-
Legislative Fund Transfers	-	-	-
IT Project Transfers	-	-	-
Residual Equity Transfer	-	-	-

Sources and Uses

Agency: Department of Economic Security

Fund: DE2224 Department Long-Term Care System Fund

Transfer Due to Fund Balance Cap	-	-	-
Prior Committed or Obligated Expenditures (no entry for AY)	-	-	-
Non-Appropriated 27th Pay Roll	-	-	-
Appropriated Expenditure Total:	27,366.3	33,864.2	40,464.2
Appropriated FTE	2.0	2.0	2.0

Non-Appropriated Expenditure

Expenditure Categories	FY 2023 Actuals	FY 2024 Estimate	FY 2025 Request
Personal Services	97,628.3	96,710.4	101,902.1
Employee Related Expenditures	40,973.6	40,617.0	42,910.0
Professional & Outside Services	15,703.6	14,062.4	14,062.4
Travel In-State	229.2	263.7	263.7
Travel Out-Of-State	1.0	0.9	0.9
Food	388.1	374.2	374.2
Aid To Organizations & Individuals	2,146,807.3	2,003,461.6	2,197,984.3
Other Operating Expenditures	54,190.6	50,625.7	57,738.3
Equipment	-	-	-
Capital Outlay	-	-	-
Capital Equipment	-	-	-
Non-Capital Equipment	3,122.9	3,302.7	3,302.7
Debt Service	-	-	-
Cost Allocation & Indirect Costs	-	-	-
Transfers-Out	-	-	-
Non-Appropriated Expenditure Sub-Total:	2,359,044.6	2,209,418.6	2,418,538.6
Non-Lapsing Authority from Prior Years (no entry for BY)	-	-	-
Administrative Adjustments (no entry for BY)	-	-	-
Capital Projects (Land, Bldgs, Improv)	-	-	-
Appropriated 27th Pay Roll	-	-	-
Legislative Fund Transfers	-	-	-
IT Project Transfers	-	-	-
Residual Equity Transfer	129,587.5	80,750.0	-
Transfer Due to Fund Balance Cap	-	-	-
Prior Committed or Obligated Expenditures (no entry for AY)	-	143,845.2	-
Non-Appropriated 27th Pay Roll	-	-	-
Non-Appropriated Expenditure Total:	2,488,632.1	2,434,013.8	2,418,538.6
Non-Appropriated FTE	2,153.0	2,153.0	2,153.0

Sources and Uses

Agency: Department of Economic Security

Fund: DE2335 Spinal and Head Injuries Trust Fund

The Spinal and Head Injuries Trust Fund is comprised of fines levied for civil traffic penalties. The funds are utilized by the Department's Rehabilitation Services Administration to provide services to individuals with spinal and head injuries.

Cash Flow Summary

	FY 2023 Actuals	FY 2024 Estimate	FY 2025 Request
Beginning Balance	341.5	(471.8)	(1,366.8)
Revenue (from Revenue Schedule)	1,574.8	1,490.5	1,408.7
Total Available	1,916.4	1,018.7	41.9
Total Appropriated Disbursements	2,388.2	2,385.5	2,385.5
Total Non-Appropriated Disbursements	-	-	-
Balance Forward to Next Year	(471.8)	(1,366.8)	(2,343.6)

Explanation for Negative Ending Balance(s):

There has been a 5% average revenue decline between Fiscal Year 2021 and Fiscal Year 2023. While revenue is decreasing year over year, expenditures related to the Independent Living and Vocational Rehabilitation programs have been consistent, contributing to the negative balance. The Department will take the necessary steps to ensure that expenditures remain in line with available funding.

Appropriated Expenditure

Expenditure Categories	FY 2023 Actuals	FY 2024 Estimate	FY 2025 Request
Personal Services	296.6	295.3	295.3
Employee Related Expenditures	118.0	117.5	117.5
Professional & Outside Services	8.5	8.4	8.4
Travel In-State	0.0	-	-
Travel Out-Of-State	0.2	0.2	0.2
Food	-	-	-
Aid To Organizations & Individuals	1,778.1	1,778.1	1,778.1
Other Operating Expenditures	185.5	184.7	184.7
Equipment	-	-	-
Capital Outlay	-	-	-
Capital Equipment	0.1	0.1	0.1
Non-Capital Equipment	1.2	1.2	1.2
Debt Service	-	-	-
Cost Allocation & Indirect Costs	-	-	-
Transfers-Out	-	-	-
Appropriated Expenditure Sub-Total:	2,388.2	2,385.5	2,385.5
Non-Lapsing Authority from Prior Years (no entry for BY)	-	-	-

Sources and Uses

Agency:	Department of Economic Security
----------------	--

Fund:	DE2335 Spinal and Head Injuries Trust Fund
--------------	---

Administrative Adjustments (no entry for BY)	-	-	-
Capital Projects (Land, Bldgs, Improv)	-	-	-
Appropriated 27th Pay Roll	-	-	-
Legislative Fund Transfers	-	-	-
IT Project Transfers	-	-	-
Residual Equity Transfer	-	-	-
Transfer Due to Fund Balance Cap	-	-	-
Prior Committed or Obligated Expenditures (no entry for AY)	-	-	-
Non-Appropriated 27th Pay Roll	-	-	-
Appropriated Expenditure Total:	2,388.2	2,385.5	2,385.5
Appropriated FTE	9.2	9.2	9.2

Non-Appropriated Expenditure

	FY 2023 Actuals	FY 2024 Estimate	FY 2025 Request
Expenditure Categories			
Personal Services	-	-	-
Employee Related Expenditures	-	-	-
Professional & Outside Services	-	-	-
Travel In-State	-	-	-
Travel Out-Of-State	-	-	-
Food	-	-	-
Aid To Organizations & Individuals	-	-	-
Other Operating Expenditures	-	-	-
Equipment	-	-	-
Capital Outlay	-	-	-
Capital Equipment	-	-	-
Non-Capital Equipment	-	-	-
Debt Service	-	-	-
Cost Allocation & Indirect Costs	-	-	-
Transfers-Out	-	-	-
Non-Appropriated Expenditure Sub-Total:	-	-	-
Non-Lapsing Authority from Prior Years (no entry for BY)	-	-	-
Administrative Adjustments (no entry for BY)	-	-	-
Capital Projects (Land, Bldgs, Improv)	-	-	-
Appropriated 27th Pay Roll	-	-	-
Legislative Fund Transfers	-	-	-
IT Project Transfers	-	-	-

Sources and Uses

Agency: Department of Economic Security

Fund: DE2335 Spinal and Head Injuries Trust Fund

Residual Equity Transfer	-	-	-
Transfer Due to Fund Balance Cap	-	-	-
Prior Committed or Obligated Expenditures (no entry for AY)	-	-	-
Non-Appropriated 27th Pay Roll	-	-	-
Non-Appropriated Expenditure Total:	-	-	-
Non-Appropriated FTE	-	-	-

Sources and Uses

Agency: Department of Economic Security

Fund: DE2347 Family Caregiver Grant Fund

The Department uses the fund to make direct client payments in the form of grants to individuals who have applied and qualified for reimbursement through the Department's Family Caregiver Program. The fund was established for this specific program.

Cash Flow Summary

	FY 2023 Actuals	FY 2024 Estimate	FY 2025 Request
Beginning Balance	830.0	787.6	0.0
Revenue (from Revenue Schedule)	-	-	-
Total Available	830.0	787.6	0.0
Total Appropriated Disbursements	-	-	-
Total Non-Appropriated Disbursements	42.4	787.6	787.6
Balance Forward to Next Year	787.6	0.0	(787.6)

Explanation for Negative Ending Balance(s):

The Department uses the fund to make direct client payments in the form of grants to individuals who have applied and qualified for reimbursement through the Department's Family Caregiver Grant Program. The fund was established for this specific program. The program anticipates spending down all of the funds carried forward into 2024 and will take the necessary steps to ensure that expenditures remain in line with available funding.

Appropriated Expenditure

Expenditure Categories	FY 2023 Actuals	FY 2024 Estimate	FY 2025 Request
Personal Services	-	-	-
Employee Related Expenditures	-	-	-
Professional & Outside Services	-	-	-
Travel In-State	-	-	-
Travel Out-Of-State	-	-	-
Food	-	-	-
Aid To Organizations & Individuals	-	-	-
Other Operating Expenditures	-	-	-
Equipment	-	-	-
Capital Outlay	-	-	-
Capital Equipment	-	-	-
Non-Capital Equipment	-	-	-
Debt Service	-	-	-
Cost Allocation & Indirect Costs	-	-	-
Transfers-Out	-	-	-
Appropriated Expenditure Sub-Total:	-	-	-
Non-Lapsing Authority from Prior Years (no entry for BY)	-	-	-

Sources and Uses

Agency:	Department of Economic Security
----------------	--

Fund:	DE2347 Family Caregiver Grant Fund
--------------	---

Administrative Adjustments (no entry for BY)	-	-	-
Capital Projects (Land, Bldgs, Improv)	-	-	-
Appropriated 27th Pay Roll	-	-	-
Legislative Fund Transfers	-	-	-
IT Project Transfers	-	-	-
Residual Equity Transfer	-	-	-
Transfer Due to Fund Balance Cap	-	-	-
Prior Committed or Obligated Expenditures (no entry for AY)	-	-	-
Non-Appropriated 27th Pay Roll	-	-	-
Appropriated Expenditure Total:	-	-	-
Appropriated FTE	-	-	-

Non-Appropriated Expenditure

	FY 2023 Actuals	FY 2024 Estimate	FY 2025 Request
Expenditure Categories			
Personal Services	-	-	-
Employee Related Expenditures	-	-	-
Professional & Outside Services	-	-	-
Travel In-State	-	-	-
Travel Out-Of-State	-	-	-
Food	-	-	-
Aid To Organizations & Individuals	42.4	787.6	787.6
Other Operating Expenditures	-	-	-
Equipment	-	-	-
Capital Outlay	-	-	-
Capital Equipment	-	-	-
Non-Capital Equipment	-	-	-
Debt Service	-	-	-
Cost Allocation & Indirect Costs	-	-	-
Transfers-Out	-	-	-
Non-Appropriated Expenditure Sub-Total:	42.4	787.6	787.6
Non-Lapsing Authority from Prior Years (no entry for BY)	-	-	-
Administrative Adjustments (no entry for BY)	-	-	-
Capital Projects (Land, Bldgs, Improv)	-	-	-
Appropriated 27th Pay Roll	-	-	-
Legislative Fund Transfers	-	-	-
IT Project Transfers	-	-	-

Sources and Uses

Agency: Department of Economic Security

Fund: DE2347 Family Caregiver Grant Fund

Residual Equity Transfer	-	-	-
Transfer Due to Fund Balance Cap	-	-	-
Prior Committed or Obligated Expenditures (no entry for AY)	-	-	-
Non-Appropriated 27th Pay Roll	-	-	-
Non-Appropriated Expenditure Total:	42.4	787.6	787.6
Non-Appropriated FTE	-	-	-

Sources and Uses

Agency: Department of Economic Security

Fund: DE2348 Neighbors Helping Neighbors Fund

Individuals may make a donation or designate a portion of their refund as a voluntary contribution to the Neighbors Helping Neighbors Fund. The Neighbors Helping Neighbors Fund is used by Community Action or other agencies to provide assistance in paying utility bills, conserving energy, and weatherization. Recipients of assistance must have a household income at or below 125% of the federal poverty level, be sixty years of age or older, or handicapped with a household income at or below 150% of the federal poverty level.

Cash Flow Summary	FY 2023 Actuals	FY 2024 Estimate	FY 2025 Request
Beginning Balance	88.9	120.9	147.4
Revenue (from Revenue Schedule)	54.8	55.0	55.0
Total Available	143.8	175.9	202.4
Total Appropriated Disbursements	-	-	-
Total Non-Appropriated Disbursements	22.9	28.5	28.5
Balance Forward to Next Year	120.9	147.4	173.9

Appropriated Expenditure	FY 2023 Actuals	FY 2024 Estimate	FY 2025 Request
Expenditure Categories			
Personal Services	-	-	-
Employee Related Expenditures	-	-	-
Professional & Outside Services	-	-	-
Travel In-State	-	-	-
Travel Out-Of-State	-	-	-
Food	-	-	-
Aid To Organizations & Individuals	-	-	-
Other Operating Expenditures	-	-	-
Equipment	-	-	-
Capital Outlay	-	-	-
Capital Equipment	-	-	-
Non-Capital Equipment	-	-	-
Debt Service	-	-	-
Cost Allocation & Indirect Costs	-	-	-
Transfers-Out	-	-	-
Appropriated Expenditure Sub-Total:	-	-	-
Non-Lapsing Authority from Prior Years (no entry for BY)	-	-	-
Administrative Adjustments (no entry for BY)	-	-	-
Capital Projects (Land, Bldgs, Improv)	-	-	-
Appropriated 27th Pay Roll	-	-	-
Legislative Fund Transfers	-	-	-

Sources and Uses

Agency:	Department of Economic Security
----------------	--

Fund:	DE2348 Neighbors Helping Neighbors Fund
--------------	--

IT Project Transfers	-	-	-
Residual Equity Transfer	-	-	-
Transfer Due to Fund Balance Cap	-	-	-
Prior Committed or Obligated Expenditures (no entry for AY)	-	-	-
Non-Appropriated 27th Pay Roll	-	-	-
Appropriated Expenditure Total:	-	-	-
Appropriated FTE	-	-	-

Non-Appropriated Expenditure

	FY 2023 Actuals	FY 2024 Estimate	FY 2025 Request
Expenditure Categories			
Personal Services	-	-	-
Employee Related Expenditures	-	-	-
Professional & Outside Services	-	-	-
Travel In-State	-	-	-
Travel Out-Of-State	-	-	-
Food	-	-	-
Aid To Organizations & Individuals	22.9	28.5	28.5
Other Operating Expenditures	-	-	-
Equipment	-	-	-
Capital Outlay	-	-	-
Capital Equipment	-	-	-
Non-Capital Equipment	-	-	-
Debt Service	-	-	-
Cost Allocation & Indirect Costs	-	-	-
Transfers-Out	-	-	-
Non-Appropriated Expenditure Sub-Total:	22.9	28.5	28.5
Non-Lapsing Authority from Prior Years (no entry for BY)	-	-	-
Administrative Adjustments (no entry for BY)	-	-	-
Capital Projects (Land, Bldgs, Improv)	-	-	-
Appropriated 27th Pay Roll	-	-	-
Legislative Fund Transfers	-	-	-
IT Project Transfers	-	-	-
Residual Equity Transfer	-	-	-
Transfer Due to Fund Balance Cap	-	-	-
Prior Committed or Obligated Expenditures (no entry for AY)	-	-	-
Non-Appropriated 27th Pay Roll	-	-	-

Sources and Uses

Agency: Department of Economic Security

Fund: DE2348 Neighbors Helping Neighbors Fund

Non-Appropriated Expenditure Total:	22.9	28.5	28.5
Non-Appropriated FTE	-	-	-

Sources and Uses

Agency: Department of Economic Security

Fund: DE2449 Employee Recognition Fund

Revenue is generated through donations from agency employees and through fund raising events, and used to recognize outstanding employee performance and to conduct events that enhance the morale of the agency.

Cash Flow Summary

	FY 2023 Actuals	FY 2024 Estimate	FY 2025 Request
Beginning Balance	2.2	2.2	2.2
Revenue (from Revenue Schedule)	-	-	-
Total Available	2.2	2.2	2.2
Total Appropriated Disbursements	-	-	-
Total Non-Appropriated Disbursements	-	-	-
Balance Forward to Next Year	2.2	2.2	2.2

Appropriated Expenditure

Expenditure Categories	FY 2023 Actuals	FY 2024 Estimate	FY 2025 Request
Personal Services	-	-	-
Employee Related Expenditures	-	-	-
Professional & Outside Services	-	-	-
Travel In-State	-	-	-
Travel Out-Of-State	-	-	-
Food	-	-	-
Aid To Organizations & Individuals	-	-	-
Other Operating Expenditures	-	-	-
Equipment	-	-	-
Capital Outlay	-	-	-
Capital Equipment	-	-	-
Non-Capital Equipment	-	-	-
Debt Service	-	-	-
Cost Allocation & Indirect Costs	-	-	-
Transfers-Out	-	-	-
Appropriated Expenditure Sub-Total:	-	-	-
Non-Lapsing Authority from Prior Years (no entry for BY)	-	-	-
Administrative Adjustments (no entry for BY)	-	-	-
Capital Projects (Land, Bldgs, Improv)	-	-	-
Appropriated 27th Pay Roll	-	-	-
Legislative Fund Transfers	-	-	-
IT Project Transfers	-	-	-
Residual Equity Transfer	-	-	-

Sources and Uses

Agency:	Department of Economic Security
----------------	--

Fund:	DE2449 Employee Recognition Fund
--------------	---

Transfer Due to Fund Balance Cap	-	-	-
Prior Committed or Obligated Expenditures (no entry for AY)	-	-	-
Non-Appropriated 27th Pay Roll	-	-	-
Appropriated Expenditure Total:	-	-	-
Appropriated FTE	-	-	-

Non-Appropriated Expenditure

Expenditure Categories	FY 2023 Actuals	FY 2024 Estimate	FY 2025 Request
Personal Services	-	-	-
Employee Related Expenditures	-	-	-
Professional & Outside Services	-	-	-
Travel In-State	-	-	-
Travel Out-Of-State	-	-	-
Food	-	-	-
Aid To Organizations & Individuals	-	-	-
Other Operating Expenditures	-	-	-
Equipment	-	-	-
Capital Outlay	-	-	-
Capital Equipment	-	-	-
Non-Capital Equipment	-	-	-
Debt Service	-	-	-
Cost Allocation & Indirect Costs	-	-	-
Transfers-Out	-	-	-
Non-Appropriated Expenditure Sub-Total:	-	-	-
Non-Lapsing Authority from Prior Years (no entry for BY)	-	-	-
Administrative Adjustments (no entry for BY)	-	-	-
Capital Projects (Land, Bldgs, Improv)	-	-	-
Appropriated 27th Pay Roll	-	-	-
Legislative Fund Transfers	-	-	-
IT Project Transfers	-	-	-
Residual Equity Transfer	-	-	-
Transfer Due to Fund Balance Cap	-	-	-
Prior Committed or Obligated Expenditures (no entry for AY)	-	-	-
Non-Appropriated 27th Pay Roll	-	-	-
Non-Appropriated Expenditure Total:	-	-	-
Non-Appropriated FTE	-	-	-

Sources and Uses

Agency: Department of Economic Security

Fund: DE2588 Health Care Investment Fund Expenditure Authority

Signed by Governor Ducey on March 25, 2020, Laws 2020, Second Regular Session, Chapter 46 amended A.R.S §36-2903.08 and established a new hospital assessment to “establish, administer and collect an assessment on hospital revenues, discharges or bed days with respect to inpatient or outpatient services”. The monies collected from the assessment are subsequently deposited into the newly created Health Care Investment Fund (HCIF).

Cash Flow Summary	FY 2023 Actuals	FY 2024 Estimate	FY 2025 Request
Beginning Balance	-	-	0.0
Revenue (from Revenue Schedule)	54,370.5	54,412.3	54,412.3
Total Available	54,370.5	54,412.3	54,412.3
Total Appropriated Disbursements	-	-	-
Total Non-Appropriated Disbursements	54,370.5	54,412.3	54,412.3
Balance Forward to Next Year	-	0.0	0.0

Appropriated Expenditure	FY 2023 Actuals	FY 2024 Estimate	FY 2025 Request
Expenditure Categories			
Personal Services	-	-	-
Employee Related Expenditures	-	-	-
Professional & Outside Services	-	-	-
Travel In-State	-	-	-
Travel Out-Of-State	-	-	-
Food	-	-	-
Aid To Organizations & Individuals	-	-	-
Other Operating Expenditures	-	-	-
Equipment	-	-	-
Capital Outlay	-	-	-
Capital Equipment	-	-	-
Non-Capital Equipment	-	-	-
Debt Service	-	-	-
Cost Allocation & Indirect Costs	-	-	-
Transfers-Out	-	-	-
Appropriated Expenditure Sub-Total:	-	-	-
Non-Lapsing Authority from Prior Years (no entry for BY)	-	-	-
Administrative Adjustments (no entry for BY)	-	-	-
Capital Projects (Land, Bldgs, Improv)	-	-	-
Appropriated 27th Pay Roll	-	-	-
Legislative Fund Transfers	-	-	-
IT Project Transfers	-	-	-

Sources and Uses

Agency:	Department of Economic Security
----------------	--

Fund:	DE2588 Health Care Investment Fund Expenditure Authority
--------------	---

Residual Equity Transfer	-	-	-
Transfer Due to Fund Balance Cap	-	-	-
Prior Committed or Obligated Expenditures (no entry for AY)	-	-	-
Non-Appropriated 27th Pay Roll	-	-	-
Appropriated Expenditure Total:	-	-	-
Appropriated FTE	-	-	-

Non-Appropriated Expenditure

	FY 2023 Actuals	FY 2024 Estimate	FY 2025 Request
Expenditure Categories			
Personal Services	-	-	-
Employee Related Expenditures	-	-	-
Professional & Outside Services	-	-	-
Travel In-State	-	-	-
Travel Out-Of-State	-	-	-
Food	-	-	-
Aid To Organizations & Individuals	54,370.5	54,412.3	54,412.3
Other Operating Expenditures	-	-	-
Equipment	-	-	-
Capital Outlay	-	-	-
Capital Equipment	-	-	-
Non-Capital Equipment	-	-	-
Debt Service	-	-	-
Cost Allocation & Indirect Costs	-	-	-
Transfers-Out	-	-	-
Non-Appropriated Expenditure Sub-Total:	54,370.5	54,412.3	54,412.3
Non-Lapsing Authority from Prior Years (no entry for BY)	-	-	-
Administrative Adjustments (no entry for BY)	-	-	-
Capital Projects (Land, Bldgs, Improv)	-	-	-
Appropriated 27th Pay Roll	-	-	-
Legislative Fund Transfers	-	-	-
IT Project Transfers	-	-	-
Residual Equity Transfer	-	-	-
Transfer Due to Fund Balance Cap	-	-	-
Prior Committed or Obligated Expenditures (no entry for AY)	-	-	-
Non-Appropriated 27th Pay Roll	-	-	-
Non-Appropriated Expenditure Total:	54,370.5	54,412.3	54,412.3

Sources and Uses

Agency: Department of Economic Security

Fund: DE2588 Health Care Investment Fund Expenditure Authority

Non-Appropriated FTE

- - -

Sources and Uses

Agency: Department of Economic Security

Fund: DE2985 American Rescue Plan Act

Through an ISA with the Governor's Office a Return to Work Bonus program was created and funded using American Rescue Plan Act (ARPA) monies.

Cash Flow Summary

	FY 2023 Actuals	FY 2024 Estimate	FY 2025 Request
Beginning Balance	7,195.5	(351.5)	0.0
Revenue (from Revenue Schedule)	34,342.1	165,302.1	24,500.0
Total Available	41,537.6	164,950.6	24,500.0
Total Appropriated Disbursements	-	-	-
Total Non-Appropriated Disbursements	41,889.1	164,950.6	164,950.6
Balance Forward to Next Year	(351.5)	0.0	(140,450.6)

Explanation for Negative Ending Balance(s):

The American Rescue Plan Act included \$350 billion in emergency funding for state, local, and territorial/tribal governments. Monies provided by the Governor to DES in fiscal year 2023 included funding for the Emergency Rental Assistance Program, Double Up Food Bucks, Food Bank Pass Thru, 2-1-1 services, and Homeless Youth supports. The Department anticipates spending up to available ISA revenue in fiscal year 2024.

Appropriated Expenditure

Expenditure Categories	FY 2023 Actuals	FY 2024 Estimate	FY 2025 Request
Personal Services	-	-	-
Employee Related Expenditures	-	-	-
Professional & Outside Services	-	-	-
Travel In-State	-	-	-
Travel Out-Of-State	-	-	-
Food	-	-	-
Aid To Organizations & Individuals	-	-	-
Other Operating Expenditures	-	-	-
Equipment	-	-	-
Capital Outlay	-	-	-
Capital Equipment	-	-	-
Non-Capital Equipment	-	-	-
Debt Service	-	-	-
Cost Allocation & Indirect Costs	-	-	-
Transfers-Out	-	-	-
Appropriated Expenditure Sub-Total:	-	-	-
Non-Lapsing Authority from Prior Years (no entry for BY)	-	-	-

Sources and Uses

Agency: Department of Economic Security

Fund: DE2985 American Rescue Plan Act

Administrative Adjustments (no entry for BY)	-	-	-
Capital Projects (Land, Bldgs, Improv)	-	-	-
Appropriated 27th Pay Roll	-	-	-
Legislative Fund Transfers	-	-	-
IT Project Transfers	-	-	-
Residual Equity Transfer	-	-	-
Transfer Due to Fund Balance Cap	-	-	-
Prior Committed or Obligated Expenditures (no entry for AY)	-	-	-
Non-Appropriated 27th Pay Roll	-	-	-
Appropriated Expenditure Total:	-	-	-
Appropriated FTE	-	-	-

Non-Appropriated Expenditure

Expenditure Categories	FY 2023 Actuals	FY 2024 Estimate	FY 2025 Request
Personal Services	1,356.4	7,202.1	7,202.1
Employee Related Expenditures	637.3	3,674.2	3,674.2
Professional & Outside Services	57.7	18,904.0	18,904.0
Travel In-State	0.0	0.3	0.3
Travel Out-Of-State	0.2	1.1	1.1
Food	-	-	-
Aid To Organizations & Individuals	39,606.9	133,757.4	133,757.4
Other Operating Expenditures	223.2	1,369.0	1,369.0
Equipment	-	-	-
Capital Outlay	-	-	-
Capital Equipment	1.3	-	-
Non-Capital Equipment	6.1	42.5	42.5
Debt Service	-	-	-
Cost Allocation & Indirect Costs	-	-	-
Transfers-Out	-	-	-
Non-Appropriated Expenditure Sub-Total:	41,889.1	164,950.6	164,950.6
Non-Lapsing Authority from Prior Years (no entry for BY)	-	-	-
Administrative Adjustments (no entry for BY)	-	-	-
Capital Projects (Land, Bldgs, Improv)	-	-	-
Appropriated 27th Pay Roll	-	-	-
Legislative Fund Transfers	-	-	-
IT Project Transfers	-	-	-

Sources and Uses

Agency:	Department of Economic Security
----------------	--

Fund:	DE2985 American Rescue Plan Act
--------------	--

Residual Equity Transfer	-	-	-
Transfer Due to Fund Balance Cap	-	-	-
Prior Committed or Obligated Expenditures (no entry for AY)	-	-	-
Non-Appropriated 27th Pay Roll	-	-	-
Non-Appropriated Expenditure Total:	41,889.1	164,950.6	164,950.6
Non-Appropriated FTE	-	-	-

Sources and Uses

Agency:	Department of Economic Security
----------------	--

Fund:	DE3034 Budget Stabilization Fund
--------------	---

Monies consist of appropriations from the state General Fund during healthy economic times and are used to offset General Fund shortfalls during slower economic times.

Cash Flow Summary

	FY 2023 Actuals	FY 2024 Estimate	FY 2025 Request
Beginning Balance	-	-	-
Revenue (from Revenue Schedule)	25,000.0	-	-
Total Available	25,000.0	-	-
Total Appropriated Disbursements	25,000.0	-	-
Total Non-Appropriated Disbursements	-	-	-
Balance Forward to Next Year	-	-	-

Appropriated Expenditure

	FY 2023 Actuals	FY 2024 Estimate	FY 2025 Request
Expenditure Categories			
Personal Services	-	-	-
Employee Related Expenditures	-	-	-
Professional & Outside Services	-	-	-
Travel In-State	-	-	-
Travel Out-Of-State	-	-	-
Food	-	-	-
Aid To Organizations & Individuals	-	-	-
Other Operating Expenditures	-	-	-
Equipment	-	-	-
Capital Outlay	-	-	-
Capital Equipment	-	-	-
Non-Capital Equipment	-	-	-
Debt Service	-	-	-
Cost Allocation & Indirect Costs	-	-	-
Transfers-Out	-	-	-
Appropriated Expenditure Sub-Total:	-	-	-
Non-Lapsing Authority from Prior Years (no entry for BY)	-	-	-
Administrative Adjustments (no entry for BY)	-	-	-
Capital Projects (Land, Bldgs, Improv)	-	-	-
Appropriated 27th Pay Roll	-	-	-
Legislative Fund Transfers	25,000.0	-	-
IT Project Transfers	-	-	-
Residual Equity Transfer	-	-	-

Sources and Uses

Agency:	Department of Economic Security
----------------	--

Fund:	DE3034 Budget Stabilization Fund
--------------	---

Transfer Due to Fund Balance Cap	-	-	-
Prior Committed or Obligated Expenditures (no entry for AY)	-	-	-
Non-Appropriated 27th Pay Roll	-	-	-
Appropriated Expenditure Total:	25,000.0	-	-
Appropriated FTE	-	-	-

Non-Appropriated Expenditure

Expenditure Categories	FY 2023 Actuals	FY 2024 Estimate	FY 2025 Request
Personal Services	-	-	-
Employee Related Expenditures	-	-	-
Professional & Outside Services	-	-	-
Travel In-State	-	-	-
Travel Out-Of-State	-	-	-
Food	-	-	-
Aid To Organizations & Individuals	-	-	-
Other Operating Expenditures	-	-	-
Equipment	-	-	-
Capital Outlay	-	-	-
Capital Equipment	-	-	-
Non-Capital Equipment	-	-	-
Debt Service	-	-	-
Cost Allocation & Indirect Costs	-	-	-
Transfers-Out	-	-	-
Non-Appropriated Expenditure Sub-Total:	-	-	-
Non-Lapsing Authority from Prior Years (no entry for BY)	-	-	-
Administrative Adjustments (no entry for BY)	-	-	-
Capital Projects (Land, Bldgs, Improv)	-	-	-
Appropriated 27th Pay Roll	-	-	-
Legislative Fund Transfers	-	-	-
IT Project Transfers	-	-	-
Residual Equity Transfer	-	-	-
Transfer Due to Fund Balance Cap	-	-	-
Prior Committed or Obligated Expenditures (no entry for AY)	-	-	-
Non-Appropriated 27th Pay Roll	-	-	-
Non-Appropriated Expenditure Total:	-	-	-
Non-Appropriated FTE	-	-	-

Sources and Uses

Agency:	Department of Economic Security
----------------	--

Fund:	DE3145 Economic Security Donations Fund
--------------	--

The Economic Security Donations Fund consists of donations and other gifts. The Fund is used consistent with the intent of the donor.

Cash Flow Summary

	FY 2023 Actuals	FY 2024 Estimate	FY 2025 Request
Beginning Balance	66.7	66.7	66.7
Revenue (from Revenue Schedule)	-	-	-
Total Available	66.7	66.7	66.7
Total Appropriated Disbursements	-	-	-
Total Non-Appropriated Disbursements	-	-	-
Balance Forward to Next Year	66.7	66.7	66.7

Appropriated Expenditure

	FY 2023 Actuals	FY 2024 Estimate	FY 2025 Request
Expenditure Categories			
Personal Services	-	-	-
Employee Related Expenditures	-	-	-
Professional & Outside Services	-	-	-
Travel In-State	-	-	-
Travel Out-Of-State	-	-	-
Food	-	-	-
Aid To Organizations & Individuals	-	-	-
Other Operating Expenditures	-	-	-
Equipment	-	-	-
Capital Outlay	-	-	-
Capital Equipment	-	-	-
Non-Capital Equipment	-	-	-
Debt Service	-	-	-
Cost Allocation & Indirect Costs	-	-	-
Transfers-Out	-	-	-
Appropriated Expenditure Sub-Total:	-	-	-
Non-Lapsing Authority from Prior Years (no entry for BY)	-	-	-
Administrative Adjustments (no entry for BY)	-	-	-
Capital Projects (Land, Bldgs, Improv)	-	-	-
Appropriated 27th Pay Roll	-	-	-
Legislative Fund Transfers	-	-	-
IT Project Transfers	-	-	-
Residual Equity Transfer	-	-	-

Sources and Uses

Agency:	Department of Economic Security
----------------	--

Fund:	DE3145 Economic Security Donations Fund
--------------	--

Transfer Due to Fund Balance Cap	-	-	-
Prior Committed or Obligated Expenditures (no entry for AY)	-	-	-
Non-Appropriated 27th Pay Roll	-	-	-
Appropriated Expenditure Total:	-	-	-
Appropriated FTE	-	-	-

Non-Appropriated Expenditure

Expenditure Categories	FY 2023 Actuals	FY 2024 Estimate	FY 2025 Request
Personal Services	-	-	-
Employee Related Expenditures	-	-	-
Professional & Outside Services	-	-	-
Travel In-State	-	-	-
Travel Out-Of-State	-	-	-
Food	-	-	-
Aid To Organizations & Individuals	-	-	-
Other Operating Expenditures	-	-	-
Equipment	-	-	-
Capital Outlay	-	-	-
Capital Equipment	-	-	-
Non-Capital Equipment	-	-	-
Debt Service	-	-	-
Cost Allocation & Indirect Costs	-	-	-
Transfers-Out	-	-	-
Non-Appropriated Expenditure Sub-Total:	-	-	-
Non-Lapsing Authority from Prior Years (no entry for BY)	-	-	-
Administrative Adjustments (no entry for BY)	-	-	-
Capital Projects (Land, Bldgs, Improv)	-	-	-
Appropriated 27th Pay Roll	-	-	-
Legislative Fund Transfers	-	-	-
IT Project Transfers	-	-	-
Residual Equity Transfer	-	-	-
Transfer Due to Fund Balance Cap	-	-	-
Prior Committed or Obligated Expenditures (no entry for AY)	-	-	-
Non-Appropriated 27th Pay Roll	-	-	-
Non-Appropriated Expenditure Total:	-	-	-
Non-Appropriated FTE	-	-	-

Sources and Uses

Agency: Department of Economic Security

Fund: DE3146 DD Client Investment Fund

The fund consists of DD client monies. Interest earnings in the fund are used to pay for bank service fees.

Cash Flow Summary	FY 2023 Actuals	FY 2024 Estimate	FY 2025 Request
Beginning Balance	1,573.4	1,624.0	1,649.8
Revenue (from Revenue Schedule)	50.6	25.8	25.8
Total Available	1,624.0	1,649.8	1,675.6
Total Appropriated Disbursements	-	-	-
Total Non-Appropriated Disbursements	-	-	-
Balance Forward to Next Year	1,624.0	1,649.8	1,675.6

Appropriated Expenditure	FY 2023 Actuals	FY 2024 Estimate	FY 2025 Request
Expenditure Categories			
Personal Services	-	-	-
Employee Related Expenditures	-	-	-
Professional & Outside Services	-	-	-
Travel In-State	-	-	-
Travel Out-Of-State	-	-	-
Food	-	-	-
Aid To Organizations & Individuals	-	-	-
Other Operating Expenditures	-	-	-
Equipment	-	-	-
Capital Outlay	-	-	-
Capital Equipment	-	-	-
Non-Capital Equipment	-	-	-
Debt Service	-	-	-
Cost Allocation & Indirect Costs	-	-	-
Transfers-Out	-	-	-
Appropriated Expenditure Sub-Total:	-	-	-
Non-Lapsing Authority from Prior Years (no entry for BY)	-	-	-
Administrative Adjustments (no entry for BY)	-	-	-
Capital Projects (Land, Bldgs, Improv)	-	-	-
Appropriated 27th Pay Roll	-	-	-
Legislative Fund Transfers	-	-	-
IT Project Transfers	-	-	-
Residual Equity Transfer	-	-	-
Transfer Due to Fund Balance Cap	-	-	-

Sources and Uses

Agency:	Department of Economic Security
----------------	--

Fund:	DE3146 DD Client Investment Fund
--------------	---

Prior Committed or Obligated Expenditures (no entry for AY)	-	-	-
Non-Appropriated 27th Pay Roll	-	-	-
Appropriated Expenditure Total:	-	-	-
Appropriated FTE	-	-	-

Non-Appropriated Expenditure

	FY 2023 Actuals	FY 2024 Estimate	FY 2025 Request
Expenditure Categories			
Personal Services	-	-	-
Employee Related Expenditures	-	-	-
Professional & Outside Services	-	-	-
Travel In-State	-	-	-
Travel Out-Of-State	-	-	-
Food	-	-	-
Aid To Organizations & Individuals	-	-	-
Other Operating Expenditures	-	-	-
Equipment	-	-	-
Capital Outlay	-	-	-
Capital Equipment	-	-	-
Non-Capital Equipment	-	-	-
Debt Service	-	-	-
Cost Allocation & Indirect Costs	-	-	-
Transfers-Out	-	-	-
Non-Appropriated Expenditure Sub-Total:	-	-	-
Non-Lapsing Authority from Prior Years (no entry for BY)	-	-	-
Administrative Adjustments (no entry for BY)	-	-	-
Capital Projects (Land, Bldgs, Improv)	-	-	-
Appropriated 27th Pay Roll	-	-	-
Legislative Fund Transfers	-	-	-
IT Project Transfers	-	-	-
Residual Equity Transfer	-	-	-
Transfer Due to Fund Balance Cap	-	-	-
Prior Committed or Obligated Expenditures (no entry for AY)	-	-	-
Non-Appropriated 27th Pay Roll	-	-	-
Non-Appropriated Expenditure Total:	-	-	-
Non-Appropriated FTE	-	-	-

Sources and Uses

Agency: Department of Economic Security

Fund: DE3193 Revenue From State or Local Agency Fund

Dollars received through the collection efforts of the Department's Office of Accounts Receivable and Collections and dollars without sufficient identifying documentation may be temporarily deposited in this fund. When the benefiting program is identified, funds are transferred out of the fund into the benefiting program's fund. Funds are utilized by the benefiting DES programs per state and federal requirements.

Cash Flow Summary

	FY 2023 Actuals	FY 2024 Estimate	FY 2025 Request
Beginning Balance	1,189.0	2,261.5	3,367.4
Revenue (from Revenue Schedule)	3,668.0	3,831.2	3,831.2
Total Available	4,857.0	6,092.7	7,198.6
Total Appropriated Disbursements	-	-	-
Total Non-Appropriated Disbursements	2,595.5	2,725.3	2,725.3
Balance Forward to Next Year	2,261.5	3,367.4	4,473.3

Appropriated Expenditure

Expenditure Categories	FY 2023 Actuals	FY 2024 Estimate	FY 2025 Request
Personal Services	-	-	-
Employee Related Expenditures	-	-	-
Professional & Outside Services	-	-	-
Travel In-State	-	-	-
Travel Out-Of-State	-	-	-
Food	-	-	-
Aid To Organizations & Individuals	-	-	-
Other Operating Expenditures	-	-	-
Equipment	-	-	-
Capital Outlay	-	-	-
Capital Equipment	-	-	-
Non-Capital Equipment	-	-	-
Debt Service	-	-	-
Cost Allocation & Indirect Costs	-	-	-
Transfers-Out	-	-	-
Appropriated Expenditure Sub-Total:	-	-	-
Non-Lapsing Authority from Prior Years (no entry for BY)	-	-	-
Administrative Adjustments (no entry for BY)	-	-	-
Capital Projects (Land, Bldgs, Improv)	-	-	-
Appropriated 27th Pay Roll	-	-	-
Legislative Fund Transfers	-	-	-
IT Project Transfers	-	-	-

Sources and Uses

Agency:	Department of Economic Security
----------------	--

Fund:	DE3193 Revenue From State or Local Agency Fund
--------------	---

Residual Equity Transfer	-	-	-
Transfer Due to Fund Balance Cap	-	-	-
Prior Committed or Obligated Expenditures (no entry for AY)	-	-	-
Non-Appropriated 27th Pay Roll	-	-	-
Appropriated Expenditure Total:	-	-	-
Appropriated FTE	-	-	-

Non-Appropriated Expenditure

	FY 2023 Actuals	FY 2024 Estimate	FY 2025 Request
Expenditure Categories			
Personal Services	-	-	-
Employee Related Expenditures	-	-	-
Professional & Outside Services	789.8	829.3	829.3
Travel In-State	-	-	-
Travel Out-Of-State	-	-	-
Food	-	-	-
Aid To Organizations & Individuals	1,805.7	1,896.0	1,896.0
Other Operating Expenditures	-	-	-
Equipment	-	-	-
Capital Outlay	-	-	-
Capital Equipment	-	-	-
Non-Capital Equipment	-	-	-
Debt Service	-	-	-
Cost Allocation & Indirect Costs	-	-	-
Transfers-Out	-	-	-
Non-Appropriated Expenditure Sub-Total:	2,595.5	2,725.3	2,725.3
Non-Lapsing Authority from Prior Years (no entry for BY)	-	-	-
Administrative Adjustments (no entry for BY)	-	-	-
Capital Projects (Land, Bldgs, Improv)	-	-	-
Appropriated 27th Pay Roll	-	-	-
Legislative Fund Transfers	-	-	-
IT Project Transfers	-	-	-
Residual Equity Transfer	-	-	-
Transfer Due to Fund Balance Cap	-	-	-
Prior Committed or Obligated Expenditures (no entry for AY)	-	-	-
Non-Appropriated 27th Pay Roll	-	-	-
Non-Appropriated Expenditure Total:	2,595.5	2,725.3	2,725.3

Sources and Uses

Agency: Department of Economic Security

Fund: DE3193 Revenue From State or Local Agency Fund

Non-Appropriated FTE

- - -

Sources and Uses

Agency:	Department of Economic Security
----------------	--

Fund:	DE3207 Special Olympics Fund
--------------	-------------------------------------

Individuals may make a donation or designate a portion of their refund as a voluntary contribution to the Special Olympics Tax Refund Fund. The Special Olympics Tax Refund Fund must be used to contract with Special Olympics Arizona for delivery of those services essential to Special Olympics programs for individuals with developmental disabilities.

Cash Flow Summary	FY 2023 Actuals	FY 2024 Estimate	FY 2025 Request
Beginning Balance	-	-	-
Revenue (from Revenue Schedule)	97.4	100.6	100.6
Total Available	97.4	100.6	100.6
Total Appropriated Disbursements	-	-	-
Total Non-Appropriated Disbursements	97.4	100.6	100.6
Balance Forward to Next Year	-	-	-

Appropriated Expenditure	FY 2023 Actuals	FY 2024 Estimate	FY 2025 Request
Expenditure Categories			
Personal Services	-	-	-
Employee Related Expenditures	-	-	-
Professional & Outside Services	-	-	-
Travel In-State	-	-	-
Travel Out-Of-State	-	-	-
Food	-	-	-
Aid To Organizations & Individuals	-	-	-
Other Operating Expenditures	-	-	-
Equipment	-	-	-
Capital Outlay	-	-	-
Capital Equipment	-	-	-
Non-Capital Equipment	-	-	-
Debt Service	-	-	-
Cost Allocation & Indirect Costs	-	-	-
Transfers-Out	-	-	-
Appropriated Expenditure Sub-Total:	-	-	-
Non-Lapsing Authority from Prior Years (no entry for BY)	-	-	-
Administrative Adjustments (no entry for BY)	-	-	-
Capital Projects (Land, Bldgs, Improv)	-	-	-
Appropriated 27th Pay Roll	-	-	-
Legislative Fund Transfers	-	-	-
IT Project Transfers	-	-	-
Residual Equity Transfer	-	-	-

Sources and Uses

Agency:	Department of Economic Security
----------------	--

Fund:	DE3207 Special Olympics Fund
--------------	-------------------------------------

Transfer Due to Fund Balance Cap	-	-	-
Prior Committed or Obligated Expenditures (no entry for AY)	-	-	-
Non-Appropriated 27th Pay Roll	-	-	-
Appropriated Expenditure Total:	-	-	-
Appropriated FTE	-	-	-

Non-Appropriated Expenditure

Expenditure Categories	FY 2023 Actuals	FY 2024 Estimate	FY 2025 Request
Personal Services	-	-	-
Employee Related Expenditures	-	-	-
Professional & Outside Services	-	-	-
Travel In-State	-	-	-
Travel Out-Of-State	-	-	-
Food	-	-	-
Aid To Organizations & Individuals	97.4	100.6	100.6
Other Operating Expenditures	-	-	-
Equipment	-	-	-
Capital Outlay	-	-	-
Capital Equipment	-	-	-
Non-Capital Equipment	-	-	-
Debt Service	-	-	-
Cost Allocation & Indirect Costs	-	-	-
Transfers-Out	-	-	-
Non-Appropriated Expenditure Sub-Total:	97.4	100.6	100.6
Non-Lapsing Authority from Prior Years (no entry for BY)	-	-	-
Administrative Adjustments (no entry for BY)	-	-	-
Capital Projects (Land, Bldgs, Improv)	-	-	-
Appropriated 27th Pay Roll	-	-	-
Legislative Fund Transfers	-	-	-
IT Project Transfers	-	-	-
Residual Equity Transfer	-	-	-
Transfer Due to Fund Balance Cap	-	-	-
Prior Committed or Obligated Expenditures (no entry for AY)	-	-	-
Non-Appropriated 27th Pay Roll	-	-	-
Non-Appropriated Expenditure Total:	97.4	100.6	100.6
Non-Appropriated FTE	-	-	-

Sources and Uses

Agency: Department of Economic Security

Fund: DE7510 Unemployment Insurance Benefits Fund

Consists of contributions and payments in lieu of contributions, interest earnings, property or securities acquired through the use of monies belonging to the fund and all earnings of such property and securities, all monies credited to Arizona's account in the Unemployment Trust Fund pursuant to section 903 of the Social Security Act, and other monies received for the Fund from any other source. Benefits are paid to individuals who have lost employment through no fault of their own and are actively seeking employment.

Cash Flow Summary

	FY 2023 Actuals	FY 2024 Estimate	FY 2025 Request
Beginning Balance	1,456,322.0	1,645,771.9	1,747,787.0
Revenue (from Revenue Schedule)	437,937.9	433,883.1	451,343.0
Total Available	1,894,259.9	2,079,655.0	2,199,130.0
Total Appropriated Disbursements	-	-	-
Total Non-Appropriated Disbursements	248,487.9	331,868.0	348,710.0
Balance Forward to Next Year	1,645,771.9	1,747,787.0	1,850,420.0

Appropriated Expenditure

Expenditure Categories	FY 2023 Actuals	FY 2024 Estimate	FY 2025 Request
Personal Services	-	-	-
Employee Related Expenditures	-	-	-
Professional & Outside Services	-	-	-
Travel In-State	-	-	-
Travel Out-Of-State	-	-	-
Food	-	-	-
Aid To Organizations & Individuals	-	-	-
Other Operating Expenditures	-	-	-
Equipment	-	-	-
Capital Outlay	-	-	-
Capital Equipment	-	-	-
Non-Capital Equipment	-	-	-
Debt Service	-	-	-
Cost Allocation & Indirect Costs	-	-	-
Transfers-Out	-	-	-
Appropriated Expenditure Sub-Total:	-	-	-
Non-Lapsing Authority from Prior Years (no entry for BY)	-	-	-
Administrative Adjustments (no entry for BY)	-	-	-
Capital Projects (Land, Bldgs, Improv)	-	-	-
Appropriated 27th Pay Roll	-	-	-
Legislative Fund Transfers	-	-	-

Sources and Uses

Agency:	Department of Economic Security
----------------	--

Fund:	DE7510 Unemployment Insurance Benefits Fund
--------------	--

IT Project Transfers	-	-	-
Residual Equity Transfer	-	-	-
Transfer Due to Fund Balance Cap	-	-	-
Prior Committed or Obligated Expenditures (no entry for AY)	-	-	-
Non-Appropriated 27th Pay Roll	-	-	-
Appropriated Expenditure Total:	-	-	-
Appropriated FTE	-	-	-

Non-Appropriated Expenditure

	FY 2023 Actuals	FY 2024 Estimate	FY 2025 Request
Expenditure Categories			
Personal Services	-	-	-
Employee Related Expenditures	-	-	-
Professional & Outside Services	-	-	-
Travel In-State	-	-	-
Travel Out-Of-State	-	-	-
Food	-	-	-
Aid To Organizations & Individuals	248,487.9	331,868.0	348,710.0
Other Operating Expenditures	-	-	-
Equipment	-	-	-
Capital Outlay	-	-	-
Capital Equipment	-	-	-
Non-Capital Equipment	-	-	-
Debt Service	-	-	-
Cost Allocation & Indirect Costs	-	-	-
Transfers-Out	-	-	-
Non-Appropriated Expenditure Sub-Total:	248,487.9	331,868.0	348,710.0
Non-Lapsing Authority from Prior Years (no entry for BY)	-	-	-
Administrative Adjustments (no entry for BY)	-	-	-
Capital Projects (Land, Bldgs, Improv)	-	-	-
Appropriated 27th Pay Roll	-	-	-
Legislative Fund Transfers	-	-	-
IT Project Transfers	-	-	-
Residual Equity Transfer	-	-	-
Transfer Due to Fund Balance Cap	-	-	-
Prior Committed or Obligated Expenditures (no entry for AY)	-	-	-
Non-Appropriated 27th Pay Roll	-	-	-

Sources and Uses

Agency: Department of Economic Security

Fund: DE7510 Unemployment Insurance Benefits Fund

Non-Appropriated Expenditure Total:	248,487.9	331,868.0	348,710.0
Non-Appropriated FTE	-	-	-

Program Expenditure Schedule

Agency: Department of Economic Security

Administrative Costs Summary

	FY 2025
Personal Services	223,374.4
ERE	89,954.8
All Other	156,623.3
Administrative Costs Total:	469,952.5

Administrative Costs / Total Expenditure Ratio

	Request	Admin %
FY 2025	7,727,263.0	6.1%

Summary of Expenditure and Budget Request for All Funds

Agency: Department of Economic Security

Appropriated Funds	FY 2023 Actuals	FY 2024 Expenditure Plan	FY 2025 Funding Issue	FY 2025 Total Request
Program:				
DEA-1-0 Administration	42,302.5	44,582.4	-	44,582.4
DEA-2-0 Developmental Disabilities	780,993.6	1,076,648.3	116,380.0	1,193,028.3
DEA-3-0 Benefits and Medical Eligibility	78,414.6	76,972.4	4,500.0	81,472.4
DEA-4-0 Child Support Enforcement	33,924.0	27,892.3	-	27,892.3
DEA-5-0 Aging and Adult Services	59,138.0	83,137.7	23,000.0	106,137.7
DEA-7-0 Employment and Rehabilitation Services	316,666.3	319,932.7	91,000.0	410,932.7
Appropriated Funds Total:	1,311,439.0	1,629,165.8	234,880.0	1,864,045.8
Expenditure Categories				
FTE	2,064.5	2,033.5	-	2,033.5
Personal Services	122,466.1	138,050.7	16,959.3	155,010.0
Employee Related Expenditures	53,673.2	61,857.6	8,006.6	69,864.2
Subtotal Personal Services and ERE	176,139.3	199,908.3	24,965.9	224,874.2
Professional & Outside Services	66,673.0	59,646.9	570.0	60,216.9
Travel In-State	213.6	228.5	14.5	243.0
Travel Out-Of-State	80.7	81.2	-	81.2
Food	242.6	301.0	-	301.0
Aid To Organizations & Individuals	1,007,331.5	1,298,079.7	202,487.5	1,500,567.2
Other Operating Expenditures	50,960.0	60,721.4	5,025.8	65,747.2
Capital Outlay	2.8	3.3	-	3.3
Capital Equipment	980.2	503.3	1,582.9	2,086.2
Non-Capital Equipment	3,105.1	3,636.7	233.4	3,870.1
Cost Allocation & Indirect Costs	-	-	-	-
Transfers-Out	5,710.3	6,055.5	-	6,055.5
Expenditure Categories Total:	1,311,439.0	1,629,165.8	234,880.0	1,864,045.8

Summary of Expenditure and Budget Request for All Funds

Agency: Department of Economic Security

Non-Appropriated		FY 2023 Actuals	FY 2024 Expenditure Plan	FY 2025 Funding Issue	FY 2025 Total Request
Program:					
DEA-1-0	Administration	130,803.2	130,590.0	-	130,590.0
DEA-2-0	Developmental Disabilities	2,422,434.8	2,272,853.8	209,120.0	2,481,973.8
DEA-3-0	Benefits and Medical Eligibility	2,396,873.6	2,264,150.7	-	2,264,150.7
DEA-4-0	Child Support Enforcement	53,456.7	45,868.9	-	45,868.9
DEA-5-0	Aging and Adult Services	395,940.1	332,242.7	-	332,242.7
DEA-6-0	Division of Children, Youth and Families	216,857.1	215,077.0	-	215,077.0
DEA-7-0	Employment and Rehabilitation Services	414,392.9	516,372.9	-	516,372.9
Non-Appropriated Total:		6,030,758.5	5,777,156.0	209,120.0	5,986,276.0
Expenditure Categories					
	FTE	6,616.4	6,373.6	-	6,373.6
	Personal Services	351,026.5	346,670.0	5,191.7	351,861.7
	Employee Related Expenditures	145,860.1	144,708.8	2,293.0	147,001.8
	Subtotal Personal Services and ERE	496,886.6	491,378.8	7,484.7	498,863.5
	Professional & Outside Services	105,561.0	110,664.4	-	110,664.4
	Travel In-State	463.8	509.7	-	509.7
	Travel Out-Of-State	284.6	285.0	-	285.0
	Food	388.1	374.2	-	374.2
	Aid To Organizations & Individuals	5,274,286.7	5,023,088.4	194,522.7	5,217,611.1
	Other Operating Expenditures	141,715.1	140,126.8	7,112.6	147,239.4
	Capital Outlay	-	-	-	-
	Capital Equipment	1,089.9	783.2	-	783.2
	Non-Capital Equipment	10,082.7	9,945.5	-	9,945.5
	Cost Allocation & Indirect Costs	-	-	-	-
	Transfers-Out	-	-	-	-
Expenditure Categories Total:		6,030,758.5	5,777,156.0	209,120.0	5,986,276.0
Department of Economic Security Total for All Funds:		7,342,197.5	7,406,321.8	444,000.0	7,850,321.8

Appropriated and Non-Appropriated		FY 2023 Actuals	FY 2024 Expenditure Plan	FY 2024 Funding Issue	FY 2025 Total Request
DEA-1-0	Administration	173,105.7	175,172.4	-	175,172.4
DEA-2-0	Developmental Disabilities	3,203,428.4	3,349,502.1	325,500.0	3,675,002.1
DEA-3-0	Benefits and Medical Eligibility	2,475,288.2	2,341,123.1	4,500.0	2,345,623.1

Summary of Expenditure and Budget Request for All Funds

Agency:	Department of Economic Security				
DEA-4-0	Child Support Enforcement	87,380.7	73,761.2	-	73,761.2
DEA-5-0	Aging and Adult Services	455,078.2	415,380.4	23,000.0	438,380.4
DEA-6-0	Division of Children, Youth and Families	216,857.1	215,077.0	-	215,077.0
DEA-7-0	Employment and Rehabilitation Services	731,059.2	836,305.6	91,000.0	927,305.6
Department of Economic Security Total for All Funds:		7,342,197.5	7,406,321.8	444,000.0	7,850,321.8

Summary of Expenditure and Budget Request for Selected Funds

Agency:	Department of Economic Security
----------------	---------------------------------

Fund:	AA1000 General Fund (Appropriated)
--------------	------------------------------------

	FY 2023 Actuals	FY 2024 Expenditure Plan	FY 2025 Funding Issue	FY 2025 Total Request
Program:				
DEA-1-0 Administration	31,358.5	32,205.4	-	32,205.4
DEA-2-0 Developmental Disabilities	752,407.3	1,041,564.1	109,780.0	1,151,344.1
DEA-3-0 Benefits and Medical Eligibility	42,135.2	42,693.0	-	42,693.0
DEA-4-0 Child Support Enforcement	12,960.0	12,782.7	-	12,782.7
DEA-5-0 Aging and Adult Services	43,857.8	66,290.0	23,000.0	89,290.0
DEA-7-0 Employment and Rehabilitation Services	15,971.5	15,880.5	-	15,880.5
General Fund (Appropriated) Summary Total:	898,690.3	1,211,415.7	132,780.0	1,344,195.7
Expenditure Categories				
FTE	1,245.9	1,212.9	-	1,212.9
Personal Services	90,924.2	112,848.8	16,959.3	129,808.1
Employee Related Expenditures	39,011.2	48,254.3	8,006.6	56,260.9
Subtotal Personal Services and ERE	129,935.5	161,103.1	24,965.9	186,069.0
Professional & Outside Services	17,432.0	17,295.9	570.0	17,865.9
Travel In-State	162.6	193.7	14.5	208.2
Travel Out-Of-State	44.3	45.3	-	45.3
Food	242.6	301.0	-	301.0
Aid To Organizations & Individuals	704,029.0	975,330.1	100,387.5	1,075,717.6
Other Operating Expenditures	38,190.2	47,983.8	5,025.8	53,009.6
Capital Outlay	2.8	3.3	-	3.3
Capital Equipment	951.5	474.7	1,582.9	2,057.6
Non-Capital Equipment	1,989.6	2,629.3	233.4	2,862.7
Cost Allocation & Indirect Costs	-	-	-	-
Transfers-Out	5,710.3	6,055.5	-	6,055.5
Expenditure Categories Total:	898,690.3	1,211,415.7	132,780.0	1,344,195.7

Summary of Expenditure and Budget Request for Selected Funds

Agency: Department of Economic Security

Fund: DE1030 Statewide Cost Allocation Plan Fund (Appropriated)

		FY 2023 Actuals	FY 2024 Expenditure Plan	FY 2025 Funding Issue	FY 2025 Total Request
Program:					
DEA-1-0	Administration	-	1,000.0	-	1,000.0
	Statewide Cost Allocation Plan Fund (Appropriated) Summary Total:	-	1,000.0	-	1,000.0
Expenditure Categories					
	FTE	-	-	-	-
	Personal Services	-	-	-	-
	Employee Related Expenditures	-	-	-	-
	Subtotal Personal Services and ERE	-	-	-	-
	Professional & Outside Services	-	-	-	-
	Travel In-State	-	-	-	-
	Travel Out-Of-State	-	-	-	-
	Food	-	-	-	-
	Aid To Organizations & Individuals	-	-	-	-
	Other Operating Expenditures	-	1,000.0	-	1,000.0
	Capital Outlay	-	-	-	-
	Capital Equipment	-	-	-	-
	Non-Capital Equipment	-	-	-	-
	Cost Allocation & Indirect Costs	-	-	-	-
	Transfers-Out	-	-	-	-
	Expenditure Categories Total:	-	1,000.0	-	1,000.0

Summary of Expenditure and Budget Request for Selected Funds

Agency:		Department of Economic Security			
Fund:		DE2000 Federal Grants Fund (Non-Appropriated)			
		FY 2023 Actuals	FY 2024 Expenditure Plan	FY 2025 Funding Issue	FY 2025 Total Request
Program:					
DEA-1-0	Administration	121,650.8	121,681.9	-	121,681.9
DEA-2-0	Developmental Disabilities	8,922.3	8,922.1	-	8,922.1
DEA-3-0	Benefits and Medical Eligibility	2,396,873.6	2,264,150.7	-	2,264,150.7
DEA-4-0	Child Support Enforcement	214.7	214.7	-	214.7
DEA-5-0	Aging and Adult Services	354,335.8	185,076.0	-	185,076.0
DEA-6-0	Division of Children, Youth and Families	216,857.1	215,077.0	-	215,077.0
DEA-7-0	Employment and Rehabilitation Services	165,905.0	165,904.9	-	165,904.9
	Federal Grants Fund (Non-Appropriated) Summary Total:	3,264,759.3	2,961,027.3	-	2,961,027.3
Expenditure Categories					
	FTE	4,162.4	4,251.6	-	4,251.6
	Personal Services	230,641.8	222,960.1	-	222,960.1
	Employee Related Expenditures	96,124.1	92,982.8	-	92,982.8
	Subtotal Personal Services and ERE	326,765.9	315,942.9	-	315,942.9
	Professional & Outside Services	71,597.3	63,921.3	-	63,921.3
	Travel In-State	223.2	222.4	-	222.4
	Travel Out-Of-State	283.4	283.0	-	283.0
	Food	-	-	-	-
	Aid To Organizations & Individuals	2,775,560.2	2,489,291.0	-	2,489,291.0
	Other Operating Expenditures	82,599.3	84,150.2	-	84,150.2
	Capital Outlay	-	-	-	-
	Capital Equipment	1,088.6	783.2	-	783.2
	Non-Capital Equipment	6,641.4	6,433.3	-	6,433.3
	Cost Allocation & Indirect Costs	-	-	-	-
	Transfers-Out	-	-	-	-
	Expenditure Categories Total:	3,264,759.3	2,961,027.3	-	2,961,027.3

Summary of Expenditure and Budget Request for Selected Funds

Agency: Department of Economic Security

Fund: DE2007 Temporary Assistance for Needy Families (TANF) Fund (Appropriated)

	FY 2023 Actuals	FY 2024 Expenditure Plan	FY 2025 Funding Issue	FY 2025 Total Request
Program:				
DEA-1-0 Administration	4,631.5	4,631.5	-	4,631.5
DEA-3-0 Benefits and Medical Eligibility	36,279.4	34,279.4	4,500.0	38,779.4
DEA-5-0 Aging and Adult Services	12,747.4	12,747.4	-	12,747.4
DEA-7-0 Employment and Rehabilitation Services	12,932.9	14,932.9	-	14,932.9
Temporary Assistance for Needy Families (TANF) Fund (Appropriated) Summary Total:	66,591t2	66,591t2	4,500.0	71t091t2
Expenditure Categories				
FTE	373.9	373.9	-	373.9
Personal Services	11,532.6	11,531.5	-	11,531.5
Employee Related Expenditures	3,722.6	3,725.2	-	3,725.2
Subtotal Personal Services and ERE	15,255.2	15,256.7	-	15,256.7
Professional & Outside Services	6,751.1	6,544.6	-	6,544.6
Travel In-State	11.0	11.8	-	11.8
Travel Out-Of-State	8.7	8.6	-	8.6
Food	-	-	-	-
Aid To Organizations & Individuals	39,873.1	39,873.1	4,500.0	44,373.1
Other Operating Expenditures	4,523.4	4,697.5	-	4,697.5
Capital Outlay	-	-	-	-
Capital Equipment	15.0	14.9	-	14.9
Non-Capital Equipment	153.7	184.0	-	184.0
Cost Allocation & Indirect Costs	-	-	-	-
Transfers-Out	-	-	-	-
Expenditure Categories Total:	66,591t2	66,591t2	4,500.0	71t091t2

Summary of Expenditure and Budget Request for Selected Funds

Agency:	Department of Economic Security
----------------	--

Fund:	DE2008 Child Care and Development Fund (Appropriated)
--------------	--

	FY 2023 Actuals	FY 2024 Expenditure Plan	FY 2025 Funding Issue	FY 2025 Total Request
Program:				
DEA-1-0 Administration	1,079.1	1,083.0	-	1,083.0
DEA-7-0 Employment and Rehabilitation Services	198,931.1	198,946.3	91,000.0	289,946.3
Child Care and Development Fund (Appropriated) Summary Total:	200,010.2	200,029.3	91,000.0	291,029.3
Expenditure Categories				
FTE	179.3	179.3	-	179.3
Personal Services	10,963.7	6,866.3	-	6,866.3
Employee Related Expenditures	4,805.0	2,990.9	-	2,990.9
Subtotal Personal Services and ERE	15,768.7	9,857.2	-	9,857.2
Professional & Outside Services	18,790.9	18,802.4	-	18,802.4
Travel In-State	17.9	11.3	-	11.3
Travel Out-Of-State	15.6	15.6	-	15.6
Food	-	-	-	-
Aid To Organizations & Individuals	162,535.1	169,502.5	91,000.0	260,502.5
Other Operating Expenditures	2,673.9	1,690.1	-	1,690.1
Capital Outlay	-	-	-	-
Capital Equipment	8.6	8.6	-	8.6
Non-Capital Equipment	199.5	141.6	-	141.6
Cost Allocation & Indirect Costs	-	-	-	-
Transfers-Out	-	-	-	-
Expenditure Categories Total:	200,010.2	200,029.3	91,000.0	291,029.3

Summary of Expenditure and Budget Request for Selected Funds

Agency: Department of Economic Security

Fund: DE2008 Child Care and Development Fund (Non-Appropriated)

		FY 2023 Actuals	FY 2024 Expenditure Plan	FY 2025 Funding Issue	FY 2025 Total Request
Program:					
DEA-7-0	Employment and Rehabilitation Services	0.0	-	-	-
	Child Care and Development Fund (Non-Appropriated) Summary Total:	0.0	-	-	-
Expenditure Categories					
	FTE	-	-	-	-
	Personal Services	-	-	-	-
	Employee Related Expenditures	-	-	-	-
	Subtotal Personal Services and ERE	-	-	-	-
	Professional & Outside Services	0.0	-	-	-
	Travel In-State	0.0	-	-	-
	Travel Out-Of-State	-	-	-	-
	Food	-	-	-	-
	Aid To Organizations & Individuals	0.0	-	-	-
	Other Operating Expenditures	0.0	-	-	-
	Capital Outlay	-	-	-	-
	Capital Equipment	-	-	-	-
	Non-Capital Equipment	0.0	-	-	-
	Cost Allocation & Indirect Costs	-	-	-	-
	Transfers-Out	-	-	-	-
	Expenditure Categories Total:	0.0	-	-	-

Summary of Expenditure and Budget Request for Selected Funds

Agency: Department of Economic Security

Fund: DE2010 Workforce Investment Grant Fund (Appropriated)

		FY 2023 Actuals	FY 2024 Expenditure Plan	FY 2025 Funding Issue	FY 2025 Total Request
Program:					
DEA-1-0	Administration	420.6	413.2	-	413.2
DEA-5-0	Aging and Adult Services	-	-	-	-
DEA-7-0	Employment and Rehabilitation Services	85,358.5	86,703.4	-	86,703.4
Workforce Investment Grant Fund (Appropriated) Summary Total:		85,779.1	87,116.6	-	87,116.6
Expenditure Categories					
	FTE	33.0	33.0	-	33.0
	Personal Services	4,142.5	2,210.9	-	2,210.9
	Employee Related Expenditures	1,624.5	816.9	-	816.9
	Subtotal Personal Services and ERE	5,767.1	3,027.8	-	3,027.8
	Professional & Outside Services	11,504.3	11,856.5	-	11,856.5
	Travel In-State	14.1	4.6	-	4.6
	Travel Out-Of-State	8.7	8.3	-	8.3
	Food	-	-	-	-
	Aid To Organizations & Individuals	66,979.8	71,492.0	-	71,492.0
	Other Operating Expenditures	1,114.0	310.1	-	310.1
	Capital Outlay	-	-	-	-
	Capital Equipment	2.5	2.6	-	2.6
	Non-Capital Equipment	388.6	414.7	-	414.7
	Cost Allocation & Indirect Costs	-	-	-	-
	Transfers-Out	-	-	-	-
	Expenditure Categories Total:	85,779.1	87,116.6	-	87,116.6

Summary of Expenditure and Budget Request for Selected Funds

Agency: Department of Economic Security

Fund: DE2066 Special Administration Fund (Appropriated)

		FY 2023 Actuals	FY 2024 Expenditure Plan	FY 2025 Funding Issue	FY 2025 Total Request
Program:					
DEA-1-0	Administration	2,191.8	2,186.7	-	2,186.7
DEA-2-0	Developmental Disabilities	1,220.0	1,220.0	-	1,220.0
DEA-5-0	Aging and Adult Services	100.0	100.0	-	100.0
DEA-7-0	Employment and Rehabilitation Services	1,131.4	1,131.2	-	1,131.2
Special Administration Fund (Appropriated) Summary Total:		4,643.2	4,637.9	-	4,637.9
Expenditure Categories					
	FTE	29.1	29.1	-	29.1
	Personal Services	1,352.4	1,349.0	-	1,349.0
	Employee Related Expenditures	488.0	486.8	-	486.8
	Subtotal Personal Services and ERE	1,840.4	1,835.8	-	1,835.8
	Professional & Outside Services	1,239.4	1,239.5	-	1,239.5
	Travel In-State	1.1	1.1	-	1.1
	Travel Out-Of-State	3.3	3.2	-	3.2
	Food	-	-	-	-
	Aid To Organizations & Individuals	1,320.0	1,320.0	-	1,320.0
	Other Operating Expenditures	206.4	205.7	-	205.7
	Capital Outlay	-	-	-	-
	Capital Equipment	2.4	2.4	-	2.4
	Non-Capital Equipment	30.3	30.2	-	30.2
	Cost Allocation & Indirect Costs	-	-	-	-
	Transfers-Out	-	-	-	-
	Expenditure Categories Total:	4,643.2	4,637.9	-	4,637.9

Summary of Expenditure and Budget Request for Selected Funds

Agency:	Department of Economic Security
----------------	--

Fund:	DE2091 Child Support Enforcement Administration Fund (Appropriated)
--------------	--

	FY 2023 Actuals	FY 2024 Expenditure Plan	FY 2025 Funding Issue	FY 2025 Total Request
Program:				
DEA-1-0 Administration	2,573.7	2,573.7	-	2,573.7
DEA-4-0 Child Support Enforcement	20,964.0	15,109.6	-	15,109.6
Child Support Enforcement Administration Fund (Appropriated) Summary Total:	23,537.7	17,683.3	-	17,683.3
Expenditure Categories				
FTE	192.1	194.1	-	194.1
Personal Services	3,164.4	2,837.8	-	2,837.8
Employee Related Expenditures	3,864.9	5,417.9	-	5,417.9
Subtotal Personal Services and ERE	7,029.3	8,255.7	-	8,255.7
Professional & Outside Services	10,889.7	3,829.0	-	3,829.0
Travel In-State	6.8	5.9	-	5.9
Travel Out-Of-State	-	-	-	-
Food	-	-	-	-
Aid To Organizations & Individuals	1,429.3	1,429.3	-	1,429.3
Other Operating Expenditures	3,840.9	3,928.4	-	3,928.4
Capital Outlay	-	-	-	-
Capital Equipment	-	-	-	-
Non-Capital Equipment	341.7	235.0	-	235.0
Cost Allocation & Indirect Costs	-	-	-	-
Transfers-Out	-	-	-	-
Expenditure Categories Total:	23,537.7	17,683.3	-	17,683.3

Summary of Expenditure and Budget Request for Selected Funds

Agency:	Department of Economic Security
----------------	--

Fund:	DE2091 Child Support Enforcement Administration Fund (Non-Appropriated)
--------------	--

	FY 2023 Actuals	FY 2024 Expenditure Plan	FY 2025 Funding Issue	FY 2025 Total Request
Program:				
DEA-1-0 Administration	6,206.9	6,182.8	-	6,182.8
DEA-4-0 Child Support Enforcement	53,242.0	45,654.2	-	45,654.2
Child Support Enforcement Administration Fund (Non-Appropriated) Summary Total:	59,448.9	51,837.0	-	51,837.0
Expenditure Categories				
FTE	301.0	309.0	-	309.0
Personal Services	21,400.0	19,797.2	-	19,797.2
Employee Related Expenditures	8,125.1	7,434.8	-	7,434.8
Subtotal Personal Services and ERE	29,525.1	27,232.0	-	27,232.0
Professional & Outside Services	17,412.7	12,947.4	-	12,947.4
Travel In-State	11.4	23.3	-	23.3
Travel Out-Of-State	-	-	-	-
Food	-	-	-	-
Aid To Organizations & Individuals	7,485.4	7,485.4	-	7,485.4
Other Operating Expenditures	4,702.1	3,981.9	-	3,981.9
Capital Outlay	-	-	-	-
Capital Equipment	-	-	-	-
Non-Capital Equipment	312.3	167.0	-	167.0
Cost Allocation & Indirect Costs	-	-	-	-
Transfers-Out	-	-	-	-
Expenditure Categories Total:	59,448.9	51,837.0	-	51,837.0

Summary of Expenditure and Budget Request for Selected Funds

Agency: Department of Economic Security

Fund: DE2160 Domestic Violence Services Fund (Appropriated)

		FY 2023 Actuals	FY 2024 Expenditure Plan	FY 2025 Funding Issue	FY 2025 Total Request
Program:					
DEA-5-0	Aging and Adult Services	2,432.8	4,000.3	-	4,000.3
	Domestic Violence Services Fund (Appropriated) Summary Total:	2,432.8	4,000.3	-	4,000.3
Expenditure Categories					
	FTE	-	-	-	-
	Personal Services	-	-	-	-
	Employee Related Expenditures	-	-	-	-
	Subtotal Personal Services and ERE	-	-	-	-
	Professional & Outside Services	-	-	-	-
	Travel In-State	-	-	-	-
	Travel Out-Of-State	-	-	-	-
	Food	-	-	-	-
	Aid To Organizations & Individuals	2,432.8	4,000.3	-	4,000.3
	Other Operating Expenditures	-	-	-	-
	Capital Outlay	-	-	-	-
	Capital Equipment	-	-	-	-
	Non-Capital Equipment	-	-	-	-
	Cost Allocation & Indirect Costs	-	-	-	-
	Transfers-Out	-	-	-	-
	Expenditure Categories Total:	2,432.8	4,000.3	-	4,000.3

Summary of Expenditure and Budget Request for Selected Funds

Agency: Department of Economic Security

Fund: DE2190 Sexual Violence Service Fund (Appropriated)

	FY 2023 Actuals	FY 2024 Expenditure Plan	FY 2025 Funding Issue	FY 2025 Total Request
Program:				
DEA-5-0 Aging and Adult Services	-	-	-	-
Sexual Violence Service Fund (Appropriated)	-	-	-	-
Summary Total:	-	-	-	-
Expenditure Categories				
FTE	-	-	-	-
Personal Services	-	-	-	-
Employee Related Expenditures	-	-	-	-
Subtotal Personal Services and ERE	-	-	-	-
Professional & Outside Services	-	-	-	-
Travel In-State	-	-	-	-
Travel Out-Of-State	-	-	-	-
Food	-	-	-	-
Aid To Organizations & Individuals	-	-	-	-
Other Operating Expenditures	-	-	-	-
Capital Outlay	-	-	-	-
Capital Equipment	-	-	-	-
Non-Capital Equipment	-	-	-	-
Cost Allocation & Indirect Costs	-	-	-	-
Transfers-Out	-	-	-	-
Expenditure Categories Total:	-	-	-	-

Summary of Expenditure and Budget Request for Selected Funds

Agency: Department of Economic Security

Fund: DE2217 Public Assistance Collections Fund (Appropriated)

		FY 2023 Actuals	FY 2024 Expenditure Plan	FY 2025 Funding Issue	FY 2025 Total Request
Program:					
DEA-1-0	Administration	-	441.8	-	441.8
	Public Assistance Collections Fund (Appropriated) Summary Total:	-	441t8	-	441t8
Expenditure Categories					
	FTE	-	-	-	-
	Personal Services	-	-	-	-
	Employee Related Expenditures	-	-	-	-
	Subtotal Personal Services and ERE	-	-	-	-
	Professional & Outside Services	-	-	-	-
	Travel In-State	-	-	-	-
	Travel Out-Of-State	-	-	-	-
	Food	-	-	-	-
	Aid To Organizations & Individuals	-	-	-	-
	Other Operating Expenditures	-	441.8	-	441.8
	Capital Outlay	-	-	-	-
	Capital Equipment	-	-	-	-
	Non-Capital Equipment	-	-	-	-
	Cost Allocation & Indirect Costs	-	-	-	-
	Transfers-Out	-	-	-	-
	Expenditure Categories Total:	-	441t8	-	441t8

Summary of Expenditure and Budget Request for Selected Funds

Agency:	Department of Economic Security
----------------	---------------------------------

Fund:	DE2224 Department Long-Term Care System Fund (Appropriated)
--------------	---

		FY 2023 Actuals	FY 2024 Expenditure Plan	FY 2025 Funding Issue	FY 2025 Total Request
Program:					
DEA-2-0	Developmental Disabilities	27,366.3	33,864.2	6,600.0	40,464.2
	Department Long-Term Care System Fund (Appropriated) Summary Total:	27,366.3	33,864.2	6,600.0	40,464.2
Expenditure Categories					
	FTE	2.0	2.0	-	2.0
	Personal Services	89.7	111.1	-	111.1
	Employee Related Expenditures	39.0	48.1	-	48.1
	Subtotal Personal Services and ERE	128.7	159.2	-	159.2
	Professional & Outside Services	57.1	70.6	-	70.6
	Travel In-State	0.1	0.1	-	0.1
	Travel Out-Of-State	-	-	-	-
	Food	-	-	-	-
	Aid To Organizations & Individuals	26,954.3	33,354.3	6,600.0	39,954.3
	Other Operating Expenditures	225.7	279.3	-	279.3
	Capital Outlay	-	-	-	-
	Capital Equipment	-	-	-	-
	Non-Capital Equipment	0.6	0.7	-	0.7
	Cost Allocation & Indirect Costs	-	-	-	-
	Transfers-Out	-	-	-	-
	Expenditure Categories Total:	27,366.3	33,864.2	6,600.0	40,464.2

Summary of Expenditure and Budget Request for Selected Funds

Agency: Department of Economic Security

Fund: DE2224 Department Long-Term Care System Fund (Non-Appropriated)

	FY 2023 Actuals	FY 2024 Expenditure Plan	FY 2025 Funding Issue	FY 2025 Total Request
Program:				
DEA-2-0 Developmental Disabilities	2,359,044.6	2,209,418.8	209,120.0	2,418,538.8
Department Long-Term Care System Fund (Non-Appropriated) Summary Total:	2,359,044.6	2,209,418.8	209,120.0	2,418,538.8
Expenditure Categories				
FTE	2,153.0	1,813.0	-	1,813.0
Personal Services	97,628.3	96,710.6	5,191.7	101,902.3
Employee Related Expenditures	40,973.6	40,617.0	2,293.0	42,910.0
Subtotal Personal Services and ERE	138,601.9	137,327.6	7,484.7	144,812.3
Professional & Outside Services	15,703.6	14,062.4	-	14,062.4
Travel In-State	229.2	263.7	-	263.7
Travel Out-Of-State	1.0	0.9	-	0.9
Food	388.1	374.2	-	374.2
Aid To Organizations & Individuals	2,146,807.3	2,003,461.6	194,522.7	2,197,984.3
Other Operating Expenditures	54,190.6	50,625.7	7,112.6	57,738.3
Capital Outlay	-	-	-	-
Capital Equipment	-	-	-	-
Non-Capital Equipment	3,122.9	3,302.7	-	3,302.7
Cost Allocation & Indirect Costs	-	-	-	-
Transfers-Out	-	-	-	-
Expenditure Categories Total:	2,359,044.6	2,209,418.8	209,120.0	2,418,538.8

Summary of Expenditure and Budget Request for Selected Funds

Agency:	Department of Economic Security
----------------	--

Fund:	DE2335 Spinal and Head Injuries Trust Fund (Appropriated)
--------------	--

	FY 2023 Actuals	FY 2024 Expenditure Plan	FY 2025 Funding Issue	FY 2025 Total Request
Program:				
DEA-1-0 Administration	47.3	47.1	-	47.1
DEA-7-0 Employment and Rehabilitation Services	2,340.9	2,338.4	-	2,338.4
Spinal and Head Injuries Trust Fund (Appropriated) Summary Total:	2,388.2	2,385.5	-	2,385.5
Expenditure Categories				
FTE	9.2	9.2	-	9.2
Personal Services	296.6	295.3	-	295.3
Employee Related Expenditures	118.0	117.5	-	117.5
Subtotal Personal Services and ERE	414.6	412.8	-	412.8
Professional & Outside Services	8.5	8.4	-	8.4
Travel In-State	0.0	-	-	-
Travel Out-Of-State	0.2	0.2	-	0.2
Food	-	-	-	-
Aid To Organizations & Individuals	1,778.1	1,778.1	-	1,778.1
Other Operating Expenditures	185.5	184.7	-	184.7
Capital Outlay	-	-	-	-
Capital Equipment	0.1	0.1	-	0.1
Non-Capital Equipment	1.2	1.2	-	1.2
Cost Allocation & Indirect Costs	-	-	-	-
Transfers-Out	-	-	-	-
Expenditure Categories Total:	2,388.2	2,385.5	-	2,385.5

Summary of Expenditure and Budget Request for Selected Funds

Agency:	Department of Economic Security
----------------	---------------------------------

Fund:	DE2347 Family Caregiver Grant Fund (Non-Appropriated)
--------------	---

	FY 2023 Actuals	FY 2024 Expenditure Plan	FY 2025 Funding Issue	FY 2025 Total Request
Program:				
DEA-5-0 Aging and Adult Services	42.4	787.6	-	787.6
Family Caregiver Grant Fund (Non-Appropriated) Summary Total:	42.4	787.6	-	787.6
Expenditure Categories				
FTE	-	-	-	-
Personal Services	-	-	-	-
Employee Related Expenditures	-	-	-	-
Subtotal Personal Services and ERE	-	-	-	-
Professional & Outside Services	-	-	-	-
Travel In-State	-	-	-	-
Travel Out-Of-State	-	-	-	-
Food	-	-	-	-
Aid To Organizations & Individuals	42.4	787.6	-	787.6
Other Operating Expenditures	-	-	-	-
Capital Outlay	-	-	-	-
Capital Equipment	-	-	-	-
Non-Capital Equipment	-	-	-	-
Cost Allocation & Indirect Costs	-	-	-	-
Transfers-Out	-	-	-	-
Expenditure Categories Total:	42.4	787.6	-	787.6

Summary of Expenditure and Budget Request for Selected Funds

Agency:	Department of Economic Security
----------------	---------------------------------

Fund:	DE2348 Neighbors Helping Neighbors Fund (Non-Appropriated)
--------------	--

		FY 2023 Actuals	FY 2024 Expenditure Plan	FY 2025 Funding Issue	FY 2025 Total Request
Program:					
DEA-5-0	Aging and Adult Services	22.9	28.5	-	28.5
	Neighbors Helping Neighbors Fund (Non-Appropriated) Summary Total:	22.9	28.5	-	28.5
Expenditure Categories					
	FTE	-	-	-	-
	Personal Services	-	-	-	-
	Employee Related Expenditures	-	-	-	-
	Subtotal Personal Services and ERE	-	-	-	-
	Professional & Outside Services	-	-	-	-
	Travel In-State	-	-	-	-
	Travel Out-Of-State	-	-	-	-
	Food	-	-	-	-
	Aid To Organizations & Individuals	22.9	28.5	-	28.5
	Other Operating Expenditures	-	-	-	-
	Capital Outlay	-	-	-	-
	Capital Equipment	-	-	-	-
	Non-Capital Equipment	-	-	-	-
	Cost Allocation & Indirect Costs	-	-	-	-
	Transfers-Out	-	-	-	-
	Expenditure Categories Total:	22.9	28.5	-	28.5

Summary of Expenditure and Budget Request for Selected Funds

Agency: Department of Economic Security

Fund: DE2588 Health Care Investment Fund Expenditure Authority (Non-Appropriated)

		FY 2023 Actuals	FY 2024 Expenditure Plan	FY 2025 Funding Issue	FY 2025 Total Request
Program:					
DEA-2-0	Developmental Disabilities	54,370.5	54,412.3	-	54,412.3
	Health Care Investment Fund Expenditure Authority (Non-Appropriated) Summary Total:	54,370.5	54,412.3	-	54,412.3
Expenditure Categories					
	FTE	-	-	-	-
	Personal Services	-	-	-	-
	Employee Related Expenditures	-	-	-	-
	Subtotal Personal Services and ERE	-	-	-	-
	Professional & Outside Services	-	-	-	-
	Travel In-State	-	-	-	-
	Travel Out-Of-State	-	-	-	-
	Food	-	-	-	-
	Aid To Organizations & Individuals	54,370.5	54,412.3	-	54,412.3
	Other Operating Expenditures	-	-	-	-
	Capital Outlay	-	-	-	-
	Capital Equipment	-	-	-	-
	Non-Capital Equipment	-	-	-	-
	Cost Allocation & Indirect Costs	-	-	-	-
	Transfers-Out	-	-	-	-
	Expenditure Categories Total:	54,370.5	54,412.3	-	54,412.3

Summary of Expenditure and Budget Request for Selected Funds

Agency: Department of Economic Security

Fund: DE2985 American Rescue Plan Act (Non-Appropriated)

	FY 2023 Actuals	FY 2024 Expenditure Plan	FY 2025 Funding Issue	FY 2025 Total Request
Program:				
DEA-1-0 Administration	350.0	-	-	-
DEA-5-0 Aging and Adult Services	41,539.1	146,350.6	-	146,350.6
DEA-7-0 Employment and Rehabilitation Services	-	18,600.0	-	18,600.0
American Rescue Plan Act (Non-Appropriated) Summary Total:	41,889.1	164,950.6	-	164,950.6
Expenditure Categories				
FTE	-	-	-	-
Personal Services	1,356.4	7,202.1	-	7,202.1
Employee Related Expenditures	637.3	3,674.2	-	3,674.2
Subtotal Personal Services and ERE	1,993.7	10,876.3	-	10,876.3
Professional & Outside Services	57.7	18,904.0	-	18,904.0
Travel In-State	0.0	0.3	-	0.3
Travel Out-Of-State	0.2	1.1	-	1.1
Food	-	-	-	-
Aid To Organizations & Individuals	39,606.9	133,757.4	-	133,757.4
Other Operating Expenditures	223.2	1,369.0	-	1,369.0
Capital Outlay	-	-	-	-
Capital Equipment	1.3	-	-	-
Non-Capital Equipment	6.1	42.5	-	42.5
Cost Allocation & Indirect Costs	-	-	-	-
Transfers-Out	-	-	-	-
Expenditure Categories Total:	41,889.1	164,950.6	-	164,950.6

Summary of Expenditure and Budget Request for Selected Funds

Agency:	Department of Economic Security
----------------	---------------------------------

Fund:	DE3193 Revenue From State or Local Agency Fund (Non-Appropriated)
--------------	---

	FY 2023 Actuals	FY 2024 Expenditure Plan	FY 2025 Funding Issue	FY 2025 Total Request
Program:				
DEA-1-0 Administration	2,595.5	2,725.3	-	2,725.3
Revenue From State or Local Agency Fund (Non-Appropriated) Summary Total:	2,595.5	2,725.3	-	2,725.3
Expenditure Categories				
FTE	-	-	-	-
Personal Services	-	-	-	-
Employee Related Expenditures	-	-	-	-
Subtotal Personal Services and ERE	-	-	-	-
Professional & Outside Services	789.8	829.3	-	829.3
Travel In-State	-	-	-	-
Travel Out-Of-State	-	-	-	-
Food	-	-	-	-
Aid To Organizations & Individuals	1,805.7	1,896.0	-	1,896.0
Other Operating Expenditures	-	-	-	-
Capital Outlay	-	-	-	-
Capital Equipment	-	-	-	-
Non-Capital Equipment	-	-	-	-
Cost Allocation & Indirect Costs	-	-	-	-
Transfers-Out	-	-	-	-
Expenditure Categories Total:	2,595.5	2,725.3	-	2,725.3

Summary of Expenditure and Budget Request for Selected Funds

Agency:	Department of Economic Security
----------------	---------------------------------

Fund:	DE3207 Special Olympics Fund (Non-Appropriated)
--------------	---

	FY 2023 Actuals	FY 2024 Expenditure Plan	FY 2025 Funding Issue	FY 2025 Total Request
Program:				
DEA-2-0 Developmental Disabilities	97.4	100.6	-	100.6
Special Olympics Fund (Non-Appropriated) Summary Total:	97.4	100.6	-	100.6
Expenditure Categories				
FTE	-	-	-	-
Personal Services	-	-	-	-
Employee Related Expenditures	-	-	-	-
Subtotal Personal Services and ERE	-	-	-	-
Professional & Outside Services	-	-	-	-
Travel In-State	-	-	-	-
Travel Out-Of-State	-	-	-	-
Food	-	-	-	-
Aid To Organizations & Individuals	97.4	100.6	-	100.6
Other Operating Expenditures	-	-	-	-
Capital Outlay	-	-	-	-
Capital Equipment	-	-	-	-
Non-Capital Equipment	-	-	-	-
Cost Allocation & Indirect Costs	-	-	-	-
Transfers-Out	-	-	-	-
Expenditure Categories Total:	97.4	100.6	-	100.6

Summary of Expenditure and Budget Request for Selected Funds

Agency:	Department of Economic Security
----------------	--

Fund:	DE7510 Unemployment Insurance Benefits Fund (Non-Appropriated)
--------------	---

	FY 2023 Actuals	FY 2024 Expenditure Plan	FY 2025 Funding Issue	FY 2025 Total Request
Program:				
DEA-7-0 Employment and Rehabilitation Services	248,487.9	331,868.0	-	331,868.0
Unemployment Insurance Benefits Fund (Non-Appropriated) Summary Total:	248,487.9	331,868.0	-	331,868.0
Expenditure Categories				
FTE	-	-	-	-
Personal Services	-	-	-	-
Employee Related Expenditures	-	-	-	-
Subtotal Personal Services and ERE	-	-	-	-
Professional & Outside Services	-	-	-	-
Travel In-State	-	-	-	-
Travel Out-Of-State	-	-	-	-
Food	-	-	-	-
Aid To Organizations & Individuals	248,487.9	331,868.0	-	331,868.0
Other Operating Expenditures	-	-	-	-
Capital Outlay	-	-	-	-
Capital Equipment	-	-	-	-
Non-Capital Equipment	-	-	-	-
Cost Allocation & Indirect Costs	-	-	-	-
Transfers-Out	-	-	-	-
Expenditure Categories Total:	248,487.9	331,868.0	-	331,868.0

Program Summary of Expenditure and Budget Request

Agency: Department of Economic Security

Program: Administration

Program Summary		FY 2023 Actuals	FY 2024 Expenditure Plan	FY 2025 Funding Issue	FY 2025 Total Request
DEA-1-1	Administration	158,733.8	160,570.4	-	160,570.4
DEA-1e2	SLI Attorney General Legal Services	12,808.0	13,006.8	-	13,006.8
DEA-1e4	Governor's Council on Developmental Disabilities	1,563.9	1,595.2	-	1,595.2
Administration Summary Total:		173,105.7	175,172.4	-	175,172.4

Expenditure Categories		FY 2023 Actuals	FY 2024 Expenditure Plan	FY 2025 Funding Issue	FY 2025 Total Request
FTE	FTE	1,086.5	1,086.5	-	1,086.5
6000	Personal Services	68,411.7	68,541.0	-	68,541.0
6100	Employee Related Expenditures	25,396.5	25,472.0	-	25,472.0
Subtotal Personal Services and ERE		93,808.3	94,013.0	-	94,013.0
6200	Professional & Outside Services	6,856.3	6,928.6	-	6,928.6
6500	Travel In-State	41.3	41.6	-	41.6
6600	Travel Out-Of-State	349.2	350.0	-	350.0
6700	Food	-	-	-	-
6800	Aid To Organizations & Individuals	15,198.1	15,277.7	-	15,277.7
7000	Other Operating Expenditures	50,141.7	51,835.9	-	51,835.9
8100	Capital Outlay	-	-	-	-
8400	Capital Equipment	827.9	829.1	-	829.1
8500	Non-Capital Equipment	5,883.0	5,896.5	-	5,896.5
9000	Cost Allocation & Indirect Costs	-	-	-	-
9100	Transfers-Out	-	-	-	-
Expenditure Categories Total:		173,105.7	175,172.4	-	175,172.4

Fund Source		FY 2023 Actuals	FY 2024 Expenditure Plan	FY 2025 Funding Issue	FY 2025 Total Request
Appropriated Funds					
AA1e00	General Fund (Appropriated)	31,358.5	32,205.4	-	32,205.4
DE1e30	Statewide Cost Allocation Plan Fund (Appropriated)	-	1,000.0	-	1,000.0
DE2007	Temporary Assistance for Needy Families (TANF) Fund (Appropriated)	4,631.5	4,631.5	-	4,631.5
DE2008	Child Care and Development Fund (Appropriated)	1,079.1	1,083.0	-	1,083.0
DE2010	Workforce Investment Grant Fund (Appropriated)	420.6	413.2	-	413.2
DE2066	Special Administration Fund (Appropriated)	2,191.8	2,186.7	-	2,186.7

Program Summary of Expenditure and Budget Request

Agency:	Department of Economic Security
----------------	--

Program:	Administration
-----------------	-----------------------

		FY 2023 Actuals	FY 2024 Expenditure Plan	FY 2025 Funding Issue	FY 2025 Total Request
Appropriated Funds					
DE2091	Child Support Enforcement Administration Fund (Appropriated)	2,573.7	2,573.7	-	2,573.7
DE2217	Public Assistance Collections Fund (Appropriated)	-	441.8	-	441.8
DE2335	Spinal and Head Injuries Trust Fund (Appropriated)	47.3	47.1	-	47.1
	Appropriated Funds Total:	42,302.5	44,582.4	-	44,582.4
Non-Appropriated Funds					
DE2000	Federal Grants Fund (Non-Appropriated)	121,650.8	121,681.9	-	121,681.9
DE2091	Child Support Enforcement Administration Fund (Non-Appropriated)	6,206.9	6,182.8	-	6,182.8
DE2985	American Rescue Plan Act (Non-Appropriated)	350.0	-	-	-
DE3193	Revenue From State or Local Agency Fund (Non-Appropriated)	2,595.5	2,725.3	-	2,725.3
	Non-Appropriated Funds Total:	130,803.2	130,590.0	-	130,590.0
	Administration Summary Total:	173,105.7	175,172.4	-	175,172.4

Program Summary of Expenditure and Budget Request for Selected Funds

Agency: Department of Economic Security

Program: Administration

Fund: AA1000 General Fund (Appropriated)

Program Expenditures		FY 2023 Actuals	FY 2024 Expenditure Plan	FY 2025 Funding Issue	FY 2025 Total Request
DEA-1-1	Administration	30,233.1	30,952.1	-	30,952.1
DEA-1-2	SLI Attorney General Legal Services	1,125.4	1,253.3	-	1,253.3
General Fund (Appropriated) Summary Total:		31,358.5	32,205.4	-	32,205.4

Appropriated Funding		FY 2023 Actuals	FY 2024 Expenditure Plan	FY 2025 Funding Issue	FY 2025 Total Request
6000	Personal Services	12,449.9	12,817.0	-	12,817.0
6100	Employee Related Expenditures	4,572.6	4,704.3	-	4,704.3
Subtotal Personal Services and ERE		17,022.5	17,521.3	-	17,521.3
6200	Professional & Outside Services	1,928.1	1,978.4	-	1,978.4
6500	Travel In-State	6.8	7.0	-	7.0
6600	Travel Out-Of-State	43.2	44.2	-	44.2
6700	Food	-	-	-	-
6800	Aid To Organizations & Individuals	0.1	0.1	-	0.1
7000	Other Operating Expenditures	11,487.7	11,763.6	-	11,763.6
8100	Capital Outlay	-	-	-	-
8400	Capital Equipment	83.6	85.6	-	85.6
8500	Non-Capital Equipment	786.5	805.2	-	805.2
9000	Cost Allocation & Indirect Costs	-	-	-	-
9100	Transfers-Out	-	-	-	-
Expenditure Categories Total:		31,358.5	32,205.4	-	32,205.4
Fund AA1000 - A Total:		31,358.5	32,205.4	-	32,205.4

Program Summary of Expenditure and Budget Request for Selected Funds

Agency:	Department of Economic Security
Program:	Administration
Fund:	DE1030 Statewide Cost Allocation Plan Fund (Appropriated)

Program Expenditures	FY 2023 Actuals	FY 2024 Expenditure Plan	FY 2025 Funding Issue	FY 2025 Total Request
DEA-1-1 Administration	-	1,000.0	-	1,000.0
Statewide Cost Allocation Plan Fund (Appropriated) Summary Total:	-	1,000.0	-	1,000.0
Appropriated Funding				
6000 Personal Services	-	-	-	-
6100 Employee Related Expenditures	-	-	-	-
Subtotal Personal Services and ERE	-	-	-	-
6200 Professional & Outside Services	-	-	-	-
6500 Travel In-State	-	-	-	-
6600 Travel Out-Of-State	-	-	-	-
6700 Food	-	-	-	-
6800 Aid To Organizations & Individuals	-	-	-	-
7000 Other Operating Expenditures	-	1,000.0	-	1,000.0
8100 Capital Outlay	-	-	-	-
8400 Capital Equipment	-	-	-	-
8500 Non-Capital Equipment	-	-	-	-
9000 Cost Allocation & Indirect Costs	-	-	-	-
9100 Transfers-Out	-	-	-	-
Expenditure Categories Total:	-	1,000.0	-	1,000.0
Fund DE1030 - A Total:	-	1,000.0	-	1,000.0

Program Summary of Expenditure and Budget Request for Selected Funds

Agency:	Department of Economic Security
Program:	Administration
Fund:	DE2000 Federal Grants Fund (Non-Appropriated)

Program Expenditures	FY 2023 Actuals	FY 2024 Expenditure Plan	FY 2025 Funding Issue	FY 2025 Total Request
DEA-1-1 Administration	117,338.6	117,338.5	-	117,338.5
DEA-1e2 SLI Attorney General Legal Services	2,748.3	2,748.2	-	2,748.2
DEA-1e4 Governor's Council on Developmental Disabilities	1,563.9	1,595.2	-	1,595.2
Federal Grants Fund (Non-Appropriated) Summary Total:	121,650.8	121,681.9	-	121,681.9
Non-Appropriated Funding				
6000 Personal Services	45,829.3	45,838.2	-	45,838.2
6100 Employee Related Expenditures	17,068.1	17,071.8	-	17,071.8
Subtotal Personal Services and ERE	62,897.4	62,910.0	-	62,910.0
6200 Professional & Outside Services	2,917.7	2,918.7	-	2,918.7
6500 Travel In-State	24.7	24.7	-	24.7
6600 Travel Out-Of-State	270.0	270.0	-	270.0
6700 Food	-	-	-	-
6800 Aid To Organizations & Individuals	13,366.3	13,381.6	-	13,381.6
7000 Other Operating Expenditures	36,673.0	36,675.2	-	36,675.2
8100 Capital Outlay	-	-	-	-
8400 Capital Equipment	714.9	714.9	-	714.9
8500 Non-Capital Equipment	4,786.8	4,786.8	-	4,786.8
9000 Cost Allocation & Indirect Costs	-	-	-	-
9100 Transfers-Out	-	-	-	-
Expenditure Categories Total:	121,650.8	121,681.9	-	121,681.9
Fund DE2000 - N Total:	121,650.8	121,681.9	-	121,681.9

Program Summary of Expenditure and Budget Request for Selected Funds

Agency: Department of Economic Security

Program: Administration

Fund: DE2007 Temporary Assistance for Needy Families (TANF) Fund (Appropriated)

Program Expenditures		FY 2023 Actuals	FY 2024 Expenditure Plan	FY 2025 Funding Issue	FY 2025 Total Request
DEA-1-1	Administration	4,525.1	4,525.1	-	4,525.1
DEA-1e2	SLI Attorney General Legal Services	106.4	106.4	-	106.4
Temporary Assistance for Needy Families (TANF) Fund (Appropriated) Summary Total:		4,631.5	4,631.5	-	4,631.5
Appropriated Funding					
6000	Personal Services	1,987.1	1,987.1	-	1,987.1
6100	Employee Related Expenditures	727.9	727.9	-	727.9
Subtotal Personal Services and ERE		2,715.0	2,715.0	-	2,715.0
6200	Professional & Outside Services	320.3	320.3	-	320.3
6500	Travel In-State	1.4	1.4	-	1.4
6600	Travel Out-Of-State	8.6	8.6	-	8.6
6700	Food	-	-	-	-
6800	Aid To Organizations & Individuals	-	-	-	-
7000	Other Operating Expenditures	1,445.5	1,445.5	-	1,445.5
8100	Capital Outlay	-	-	-	-
8400	Capital Equipment	14.9	14.9	-	14.9
8500	Non-Capital Equipment	125.8	125.8	-	125.8
9000	Cost Allocation & Indirect Costs	-	-	-	-
9100	Transfers-Out	-	-	-	-
Expenditure Categories Total:		4,631.5	4,631.5	-	4,631.5
Fund DE2007 - A Total:		4,631.5	4,631.5	-	4,631.5

Program Summary of Expenditure and Budget Request for Selected Funds

Agency:	Department of Economic Security
Program:	Administration
Fund:	DE2008 Child Care and Development Fund (Appropriated)

Program Expenditures	FY 2023 Actuals	FY 2024 Expenditure Plan	FY 2025 Funding Issue	FY 2025 Total Request
DEA-1-1 Administration	1,061.1	1,062.5	-	1,062.5
DEA-1e2 SLI Attorney General Legal Services	18.0	20.5	-	20.5
Child Care and Development Fund (Appropriated) Summary Total:	1,079.1	1,083.0	-	1,083.0
Appropriated Funding				
6000 Personal Services	533.1	535.6	-	535.6
6100 Employee Related Expenditures	187.5	188.4	-	188.4
Subtotal Personal Services and ERE	720.6	724.0	-	724.0
6200 Professional & Outside Services	110.7	111.0	-	111.0
6500 Travel In-State	1.0	1.0	-	1.0
6600 Travel Out-Of-State	15.6	15.6	-	15.6
6700 Food	-	-	-	-
6800 Aid To Organizations & Individuals	-	-	-	-
7000 Other Operating Expenditures	170.4	170.6	-	170.6
8100 Capital Outlay	-	-	-	-
8400 Capital Equipment	8.6	8.6	-	8.6
8500 Non-Capital Equipment	52.2	52.2	-	52.2
9000 Cost Allocation & Indirect Costs	-	-	-	-
9100 Transfers-Out	-	-	-	-
Expenditure Categories Total:	1,079.1	1,083.0	-	1,083.0
Fund DE2008 - A Total:	1,079.1	1,083.0	-	1,083.0

Program Summary of Expenditure and Budget Request for Selected Funds

Agency:	Department of Economic Security
Program:	Administration
Fund:	DE2010 Workforce Investment Grant Fund (Appropriated)

Program Expenditures	FY 2023 Actuals	FY 2024 Expenditure Plan	FY 2025 Funding Issue	FY 2025 Total Request
DEA-1-1 Administration	400.6	402.0	-	402.0
DEA-1e2 SLI Attorney General Legal Services	20.0	11.2	-	11.2
Workforce Investment Grant Fund (Appropriated) Summary Total:	420.6	413.2	-	413.2
Appropriated Funding				
6000 Personal Services	233.5	229.1	-	229.1
6100 Employee Related Expenditures	83.2	81.8	-	81.8
Subtotal Personal Services and ERE	316.7	310.9	-	310.9
6200 Professional & Outside Services	50.1	48.4	-	48.4
6500 Travel In-State	0.2	0.2	-	0.2
6600 Travel Out-Of-State	8.1	8.2	-	8.2
6700 Food	-	-	-	-
6800 Aid To Organizations & Individuals	-	-	-	-
7000 Other Operating Expenditures	27.4	27.3	-	27.3
8100 Capital Outlay	-	-	-	-
8400 Capital Equipment	2.5	2.6	-	2.6
8500 Non-Capital Equipment	15.6	15.6	-	15.6
9000 Cost Allocation & Indirect Costs	-	-	-	-
9100 Transfers-Out	-	-	-	-
Expenditure Categories Total:	420.6	413.2	-	413.2
Fund DE2010 - A Total:	420.6	413.2	-	413.2

Program Summary of Expenditure and Budget Request for Selected Funds

Agency:	Department of Economic Security
Program:	Administration
Fund:	DE2066 Special Administration Fund (Appropriated)

Program Expenditures	FY 2023 Actuals	FY 2024 Expenditure Plan	FY 2025 Funding Issue	FY 2025 Total Request
DEA-1-1 Administration	2,186.6	2,180.8	-	2,180.8
DEA-1e2 SLI Attorney General Legal Services	5.2	5.9	-	5.9
Special Administration Fund (Appropriated) Summary Total:	2,191.8	2,186.7	-	2,186.7
Appropriated Funding				
6000 Personal Services	1,352.4	1,349.0	-	1,349.0
6100 Employee Related Expenditures	488.0	486.8	-	486.8
Subtotal Personal Services and ERE	1,840.4	1,835.8	-	1,835.8
6200 Professional & Outside Services	128.5	128.6	-	128.6
6500 Travel In-State	1.1	1.1	-	1.1
6600 Travel Out-Of-State	3.3	3.2	-	3.2
6700 Food	-	-	-	-
6800 Aid To Organizations & Individuals	-	-	-	-
7000 Other Operating Expenditures	185.9	185.4	-	185.4
8100 Capital Outlay	-	-	-	-
8400 Capital Equipment	2.4	2.4	-	2.4
8500 Non-Capital Equipment	30.3	30.2	-	30.2
9000 Cost Allocation & Indirect Costs	-	-	-	-
9100 Transfers-Out	-	-	-	-
Expenditure Categories Total:	2,191.8	2,186.7	-	2,186.7
Fund DE2066 - A Total:	2,191.8	2,186.7	-	2,186.7

Program Summary of Expenditure and Budget Request for Selected Funds

Agency:	Department of Economic Security
Program:	Administration
Fund:	DE2091 Child Support Enforcement Administration Fund (Appropriated)

Program Expenditures	FY 2023 Actuals	FY 2024 Expenditure Plan	FY 2025 Funding Issue	FY 2025 Total Request
DEA-102 SLI Attorney General Legal Services	2,573.7	2,573.7	-	2,573.7
Child Support Enforcement Administration Fund (Appropriated) Summary Total:	2,573.7	2,573.7	-	2,573.7
Appropriated Funding				
6000 Personal Services	1,662.1	1,662.1	-	1,662.1
6100 Employee Related Expenditures	647.9	647.9	-	647.9
Subtotal Personal Services and ERE	2,310.1	2,310.0	-	2,310.0
6200 Professional & Outside Services	198.8	198.8	-	198.8
6500 Travel In-State	2.1	2.1	-	2.1
6600 Travel Out-Of-State	-	-	-	-
6700 Food	-	-	-	-
6800 Aid To Organizations & Individuals	-	-	-	-
7000 Other Operating Expenditures	35.9	35.9	-	35.9
8100 Capital Outlay	-	-	-	-
8400 Capital Equipment	-	-	-	-
8500 Non-Capital Equipment	26.9	26.9	-	26.9
9000 Cost Allocation & Indirect Costs	-	-	-	-
9100 Transfers-Out	-	-	-	-
Expenditure Categories Total:	2,573.7	2,573.7	-	2,573.7
Fund DE2091 - A Total:	2,573.7	2,573.7	-	2,573.7

Program Summary of Expenditure and Budget Request for Selected Funds

Agency: Department of Economic Security

Program: Administration

Fund: DE2091 Child Support Enforcement Administration Fund (Non-Appropriated)

Program Expenditures		FY 2023 Actuals	FY 2024 Expenditure Plan	FY 2025 Funding Issue	FY 2025 Total Request
DEA-102	SLI Attorney General Legal Services	6,206.9	6,182.8	-	6,182.8
	Child Support Enforcement Administration Fund (Non-Appropriated) Summary Total:	6,206.9	6,182.8	-	6,182.8
Non-Appropriated Funding					
6000	Personal Services	4,114.6	4,098.6	-	4,098.6
6100	Employee Related Expenditures	1,560.3	1,554.2	-	1,554.2
	Subtotal Personal Services and ERE	5,674.8	5,652.8	-	5,652.8
6200	Professional & Outside Services	394.5	392.9	-	392.9
6500	Travel In-State	4.1	4.1	-	4.1
6600	Travel Out-Of-State	-	-	-	-
6700	Food	-	-	-	-
6800	Aid To Organizations & Individuals	-	-	-	-
7000	Other Operating Expenditures	80.2	79.9	-	79.9
8100	Capital Outlay	-	-	-	-
8400	Capital Equipment	-	-	-	-
8500	Non-Capital Equipment	53.3	53.1	-	53.1
9000	Cost Allocation & Indirect Costs	-	-	-	-
9100	Transfers-Out	-	-	-	-
	Expenditure Categories Total:	6,206.9	6,182.8	-	6,182.8
	Fund DE2091 - N Total:	6,206.9	6,182.8	-	6,182.8

Program Summary of Expenditure and Budget Request for Selected Funds

Agency:	Department of Economic Security
Program:	Administration
Fund:	DE2217 Public Assistance Collections Fund (Appropriated)

Program Expenditures	FY 2023 Actuals	FY 2024 Expenditure Plan	FY 2025 Funding Issue	FY 2025 Total Request
DEA-1-1 Administration	-	339.1	-	339.1
DEA-1e2 SLI Attorney General Legal Services	-	102.7	-	102.7
Public Assistance Collections Fund (Appropriated) Summary Total:	-	441.8	-	441.8
Appropriated Funding				
6000 Personal Services	-	-	-	-
6100 Employee Related Expenditures	-	-	-	-
Subtotal Personal Services and ERE	-	-	-	-
6200 Professional & Outside Services	-	-	-	-
6500 Travel In-State	-	-	-	-
6600 Travel Out-Of-State	-	-	-	-
6700 Food	-	-	-	-
6800 Aid To Organizations & Individuals	-	-	-	-
7000 Other Operating Expenditures	-	441.8	-	441.8
8100 Capital Outlay	-	-	-	-
8400 Capital Equipment	-	-	-	-
8500 Non-Capital Equipment	-	-	-	-
9000 Cost Allocation & Indirect Costs	-	-	-	-
9100 Transfers-Out	-	-	-	-
Expenditure Categories Total:	-	441.8	-	441.8
Fund DE2217 - A Total:	-	441.8	-	441.8

Program Summary of Expenditure and Budget Request for Selected Funds

Agency: Department of Economic Security

Program: Administration

Fund: DE2335 Spinal and Head Injuries Trust Fund (Appropriated)

Program Expenditures		FY 2023 Actuals	FY 2024 Expenditure Plan	FY 2025 Funding Issue	FY 2025 Total Request
DEA-1-1	Administration	45.4	45.0	-	45.0
DEA-1e2	SLI Attorney General Legal Services	1.9	2.1	-	2.1
Spinal and Head Injuries Trust Fund (Appropriated) Summary Total:		47.3	47.1	-	47.1
Appropriated Funding					
6000	Personal Services	24.4	24.3	-	24.3
6100	Employee Related Expenditures	9.0	8.9	-	8.9
Subtotal Personal Services and ERE		33.4	33.2	-	33.2
6200	Professional & Outside Services	2.2	2.2	-	2.2
6500	Travel In-State	0.0	-	-	-
6600	Travel Out-Of-State	0.2	0.2	-	0.2
6700	Food	-	-	-	-
6800	Aid To Organizations & Individuals	-	-	-	-
7000	Other Operating Expenditures	10.7	10.7	-	10.7
8100	Capital Outlay	-	-	-	-
8400	Capital Equipment	0.1	0.1	-	0.1
8500	Non-Capital Equipment	0.7	0.7	-	0.7
9000	Cost Allocation & Indirect Costs	-	-	-	-
9100	Transfers-Out	-	-	-	-
Expenditure Categories Total:		47.3	47.1	-	47.1
Fund DE2335 - A Total:		47.3	47.1	-	47.1

Program Summary of Expenditure and Budget Request for Selected Funds

Agency:	Department of Economic Security
Program:	Administration
Fund:	DE2985 American Rescue Plan Act (Non-Appropriated)

Program Expenditures	FY 2023 Actuals	FY 2024 Expenditure Plan	FY 2025 Funding Issue	FY 2025 Total Request
DEA-1-1 Administration	347.8	-	-	-
DEA-1e2 SLI Attorney General Legal Services	2.2	-	-	-
American Rescue Plan Act (Non-Appropriated) Summary Total:	350.0	-	-	-
Non-Appropriated Funding				
6000 Personal Services	225.3	-	-	-
6100 Employee Related Expenditures	52.0	-	-	-
Subtotal Personal Services and ERE	277.3	-	-	-
6200 Professional & Outside Services	15.6	-	-	-
6500 Travel In-State	0.0	-	-	-
6600 Travel Out-Of-State	0.2	-	-	-
6700 Food	-	-	-	-
6800 Aid To Organizations & Individuals	26.0	-	-	-
7000 Other Operating Expenditures	25.1	-	-	-
8100 Capital Outlay	-	-	-	-
8400 Capital Equipment	0.8	-	-	-
8500 Non-Capital Equipment	5.0	-	-	-
9000 Cost Allocation & Indirect Costs	-	-	-	-
9100 Transfers-Out	-	-	-	-
Expenditure Categories Total:	350.0	-	-	-
Fund DE2985 - N Total:	350.0	-	-	-

Program Summary of Expenditure and Budget Request for Selected Funds

Agency:	Department of Economic Security
Program:	Administration
Fund:	DE3193 Revenue From State or Local Agency Fund (Non-Appropriated)

Program Expenditures	FY 2023 Actuals	FY 2024 Expenditure Plan	FY 2025 Funding Issue	FY 2025 Total Request
DEA-1-1 Administration	2,595.5	2,725.3	-	2,725.3
Revenue From State or Local Agency Fund (Non-Appropriated) Summary Total:	2,595.5	2,725.3	-	2,725.3
Non-Appropriated Funding				
6000 Personal Services	-	-	-	-
6100 Employee Related Expenditures	-	-	-	-
Subtotal Personal Services and ERE	-	-	-	-
6200 Professional & Outside Services	789.8	829.3	-	829.3
6500 Travel In-State	-	-	-	-
6600 Travel Out-Of-State	-	-	-	-
6700 Food	-	-	-	-
6800 Aid To Organizations & Individuals	1,805.7	1,896.0	-	1,896.0
7000 Other Operating Expenditures	-	-	-	-
8100 Capital Outlay	-	-	-	-
8400 Capital Equipment	-	-	-	-
8500 Non-Capital Equipment	-	-	-	-
9000 Cost Allocation & Indirect Costs	-	-	-	-
9100 Transfers-Out	-	-	-	-
Expenditure Categories Total:	2,595.5	2,725.3	-	2,725.3
Fund DE3193 - N Total:	2,595.5	2,725.3	-	2,725.3
Administration Total:	173,105.7	175,172.4	-	175,172.4

**Program Budget Unit Summary of Expenditure and Budget Request
for All Funds**

Agency: Department of Economic Security

		FY 2023 Actuals	FY 2024 Expenditure Plan	FY 2025 Funding Issue	FY 2025 Total Request
Program:	DEA-1-0 Administration				

Expenditure Categories

FTE		1,086.5	1,086.5	-	1,086.5
Personal Services		68,411.7	68,541.0	-	68,541.0
Employee Related Expenditures		25,396.5	25,472.0	-	25,472.0
Subtotal Personal Services and ERE		93,808.3	94,013.0	-	94,013.0
Professional & Outside Services		6,856.3	6,928.6	-	6,928.6
Travel In-State		41.3	41.6	-	41.6
Travel Out-Of-State		349.2	350.0	-	350.0
Food		-	-	-	-
Aid To Organizations & Individuals		15,198.1	15,277.7	-	15,277.7
Other Operating Expenditures		50,141.7	51,835.9	-	51,835.9
Capital Outlay		-	-	-	-
Capital Equipment		827.9	829.1	-	829.1
Non-Capital Equipment		5,883.0	5,896.5	-	5,896.5
Cost Allocation & Indirect Costs		-	-	-	-
Transfers-Out		-	-	-	-
Expenditure Categories Total:		173,105.7	175,172.4	-	175,172.4

Fund Source

Appropriated Funds

General Fund (Appropriated)		31,358.5	32,205.4	-	32,205.4
Statewide Cost Allocation Plan Fund (Appropriated)		-	1,000.0	-	1,000.0
Temporary Assistance for Needy Families (TANF) Fund (Appropriated)		4,631.5	4,631.5	-	4,631.5
Child Care and Development Fund (Appropriated)		1,079.1	1,083.0	-	1,083.0
Workforce Investment Grant Fund (Appropriated)		420.6	413.2	-	413.2
Special Administration Fund (Appropriated)		2,191.8	2,186.7	-	2,186.7
Child Support Enforcement Administration Fund (Appropriated)		2,573.7	2,573.7	-	2,573.7
Public Assistance Collections Fund (Appropriated)		-	441.8	-	441.8
Spinal and Head Injuries Trust Fund (Appropriated)		47.3	47.1	-	47.1
Appropriated Funds Total:		42,302.5	44,582.4	-	44,582.4

Non-Appropriated Funds

Federal Grants Fund (Non-Appropriated)		121,650.8	121,681.9	-	121,681.9
Child Support Enforcement Administration Fund (Non-Appropriated)		6,206.9	6,182.8	-	6,182.8
American Rescue Plan Act (Non-Appropriated)		350.0	-	-	-
Revenue From State or Local Agency Fund (Non-Appropriated)		2,595.5	2,725.3	-	2,725.3
Non-Appropriated Funds Total:		130,803.2	130,590.0	-	130,590.0
Administration Total:		173,105.7	175,172.4	-	175,172.4

**Program Budget Unit Summary of Expenditure and Budget Request
for All Funds**

Agency: Department of Economic Security

			FY 2023 Actuals	FY 2024 Expenditure Plan	FY 2025 Funding Issue	FY 2025 Total Request
Program:	DEA-1-0	Administration				
Sub Program:	DEA-1-1	Administration				

Expenditure Categories

FTE	901.0	901.0	-	901.0
Personal Services	59,407.6	59,457.8	-	59,457.8
Employee Related Expenditures	22,105.6	22,155.6	-	22,155.6
Subtotal Personal Services and ERE	81,513.2	81,613.4	-	81,613.4
Professional & Outside Services	5,950.3	6,020.3	-	6,020.3
Travel In-State	33.6	33.9	-	33.9
Travel Out-Of-State	349.2	350.0	-	350.0
Food	-	-	-	-
Aid To Organizations & Individuals	14,435.8	14,500.1	-	14,500.1
Other Operating Expenditures	49,826.0	51,412.2	-	51,412.2
Capital Outlay	-	-	-	-
Capital Equipment	827.9	829.1	-	829.1
Non-Capital Equipment	5,797.8	5,811.4	-	5,811.4
Cost Allocation & Indirect Costs	-	-	-	-
Transfers-Out	-	-	-	-
Expenditure Categories Total:	158,733.8	160,570.4	-	160,570.4

Fund Source

Appropriated Funds

General Fund (Appropriated)	30,233.1	30,952.1	-	30,952.1
Statewide Cost Allocation Plan Fund (Appropriated)	-	1,000.0	-	1,000.0
Temporary Assistance for Needy Families (TANF) Fund (Appropriated)	4,525.1	4,525.1	-	4,525.1
Child Care and Development Fund (Appropriated)	1,061.1	1,062.5	-	1,062.5
Workforce Investment Grant Fund (Appropriated)	400.6	402.0	-	402.0
Special Administration Fund (Appropriated)	2,186.6	2,180.8	-	2,180.8
Public Assistance Collections Fund (Appropriated)	-	339.1	-	339.1
Spinal and Head Injuries Trust Fund (Appropriated)	45.4	45.0	-	45.0
Appropriated Funds Total:	38,451.9	40,506.6	-	40,506.6

Non-Appropriated Funds

Federal Grants Fund (Non-Appropriated)	117,338.6	117,338.5	-	117,338.5
American Rescue Plan Act (Non-Appropriated)	347.8	-	-	-
Revenue From State or Local Agency Fund (Non-Appropriated)	2,595.5	2,725.3	-	2,725.3
Non-Appropriated Funds Total:	120,281.9	120,063.8	-	120,063.8
Administration Total:	158,733.8	160,570.4	-	160,570.4

**Program Budget Unit Summary of Expenditure and Budget Request
for Selected Funds**

Agency: Department of Economic Security

			FY 2023 Actuals	FY 2024 Expenditure Plan	FY 2025 Funding Issue	FY 2025 Total Request
Program:	DEA-1-0	Administration				
Fund:	AA1000	General Fund				

Appropriated

Personal Services	12,449.9	12,817.0	-	12,817.0
Employee Related Expenditures	4,572.6	4,704.3	-	4,704.3
Subtotal Personal Services and ERE	17,022.5	17,521.3	-	17,521.3
Professional & Outside Services	1,928.1	1,978.4	-	1,978.4
Travel In-State	6.8	7.0	-	7.0
Travel Out-Of-State	43.2	44.2	-	44.2
Food	-	-	-	-
Aid To Organizations & Individuals	0.1	0.1	-	0.1
Other Operating Expenditures	11,487.7	11,763.6	-	11,763.6
Capital Outlay	-	-	-	-
Capital Equipment	83.6	85.6	-	85.6
Non-Capital Equipment	786.5	805.2	-	805.2
Cost Allocation & Indirect Costs	-	-	-	-
Transfers-Out	-	-	-	-
Expenditure Categories Total:	31,358.5	32,205.4	-	32,205.4
General Fund Total:	31,358.5	32,205.4	-	32,205.4

**Program Budget Unit Summary of Expenditure and Budget Request
for Selected Funds**

Agency: Department of Economic Security

	FY 2023 Actuals	FY 2024 Expenditure Plan	FY 2025 Funding Issue	FY 2025 Total Request
Program: DEA-1-0 Administration				
Fund: DE1030 Statewide Cost Allocation Plan Fund				

Appropriated

Personal Services	-	-	-	-
Employee Related Expenditures	-	-	-	-
Subtotal Personal Services and ERE	-	-	-	-
Professional & Outside Services	-	-	-	-
Travel In-State	-	-	-	-
Travel Out-Of-State	-	-	-	-
Food	-	-	-	-
Aid To Organizations & Individuals	-	-	-	-
Other Operating Expenditures	-	1,000.0	-	1,000.0
Capital Outlay	-	-	-	-
Capital Equipment	-	-	-	-
Non-Capital Equipment	-	-	-	-
Cost Allocation & Indirect Costs	-	-	-	-
Transfers-Out	-	-	-	-
Expenditure Categories Total:	-	1,000.0	-	1,000.0
Statewide Cost Allocation Plan Fund Total:	-	1,000.0	-	1,000.0

**Program Budget Unit Summary of Expenditure and Budget Request
for Selected Funds**

Agency: Department of Economic Security

	FY 2023 Actuals	FY 2024 Expenditure Plan	FY 2025 Funding Issue	FY 2025 Total Request
Program: DEA-1-0 Administration				
Fund: DE2000 Federal Grants Fund				

Non-Appropriated

Personal Services	45,829.3	45,838.2	-	45,838.2
Employee Related Expenditures	17,068.1	17,071.8	-	17,071.8
Subtotal Personal Services and ERE	62,897.4	62,910.0	-	62,910.0
Professional & Outside Services	2,917.7	2,918.7	-	2,918.7
Travel In-State	24.7	24.7	-	24.7
Travel Out-Of-State	270.0	270.0	-	270.0
Food	-	-	-	-
Aid To Organizations & Individuals	13,366.3	13,381.6	-	13,381.6
Other Operating Expenditures	36,673.0	36,675.2	-	36,675.2
Capital Outlay	-	-	-	-
Capital Equipment	714.9	714.9	-	714.9
Non-Capital Equipment	4,786.8	4,786.8	-	4,786.8
Cost Allocation & Indirect Costs	-	-	-	-
Transfers-Out	-	-	-	-
Expenditure Categories Total:	121,650.8	121,681.9	-	121,681.9
Federal Grants Fund Total:	121,650.8	121,681.9	-	121,681.9

**Program Budget Unit Summary of Expenditure and Budget Request
for Selected Funds**

Agency: Department of Economic Security

	FY 2023 Actuals	FY 2024 Expenditure Plan	FY 2025 Funding Issue	FY 2025 Total Request
Program: DEA-1-0 Administration				
Fund: DE2007 Temporary Assistance for Needy Families (TANF) Fund				

Appropriated

Personal Services	1,987.1	1,987.1	-	1,987.1
Employee Related Expenditures	727.9	727.9	-	727.9
Subtotal Personal Services and ERE	2,715.0	2,715.0	-	2,715.0
Professional & Outside Services	320.3	320.3	-	320.3
Travel In-State	1.4	1.4	-	1.4
Travel Out-Of-State	8.6	8.6	-	8.6
Food	-	-	-	-
Aid To Organizations & Individuals	-	-	-	-
Other Operating Expenditures	1,445.5	1,445.5	-	1,445.5
Capital Outlay	-	-	-	-
Capital Equipment	14.9	14.9	-	14.9
Non-Capital Equipment	125.8	125.8	-	125.8
Cost Allocation & Indirect Costs	-	-	-	-
Transfers-Out	-	-	-	-
Expenditure Categories Total:	4,631t5	4,631t5	-	4,631t5
Temporary Assistance for Needy Families (TANF) Fund Total:	4,631t5	4,631t5	-	4,631t5

**Program Budget Unit Summary of Expenditure and Budget Request
for Selected Funds**

Agency: Department of Economic Security

			FY 2023 Actuals	FY 2024 Expenditure Plan	FY 2025 Funding Issue	FY 2025 Total Request
Program:	DEA-1-0	Administration				
Fund:	DE2008	Child Care and Development Fund				

Appropriated

Personal Services	533.1	535.6	-	535.6
Employee Related Expenditures	187.5	188.4	-	188.4
Subtotal Personal Services and ERE	720.6	724.0	-	724.0
Professional & Outside Services	110.7	111.0	-	111.0
Travel In-State	1.0	1.0	-	1.0
Travel Out-Of-State	15.6	15.6	-	15.6
Food	-	-	-	-
Aid To Organizations & Individuals	-	-	-	-
Other Operating Expenditures	170.4	170.6	-	170.6
Capital Outlay	-	-	-	-
Capital Equipment	8.6	8.6	-	8.6
Non-Capital Equipment	52.2	52.2	-	52.2
Cost Allocation & Indirect Costs	-	-	-	-
Transfers-Out	-	-	-	-
Expenditure Categories Total:	1,079.1	1,083.0	-	1,083.0
Child Care and Development Fund Total:	1,079.1	1,083.0	-	1,083.0

**Program Budget Unit Summary of Expenditure and Budget Request
for Selected Funds**

Agency: Department of Economic Security

	FY 2023 Actuals	FY 2024 Expenditure Plan	FY 2025 Funding Issue	FY 2025 Total Request
Program: DEA-1-0 Administration				
Fund: DE2010 Workforce Investment Grant Fund				

Appropriated

Personal Services	233.5	229.1	-	229.1
Employee Related Expenditures	83.2	81.8	-	81.8
Subtotal Personal Services and ERE	316.7	310.9	-	310.9
Professional & Outside Services	50.1	48.4	-	48.4
Travel In-State	0.2	0.2	-	0.2
Travel Out-Of-State	8.1	8.2	-	8.2
Food	-	-	-	-
Aid To Organizations & Individuals	-	-	-	-
Other Operating Expenditures	27.4	27.3	-	27.3
Capital Outlay	-	-	-	-
Capital Equipment	2.5	2.6	-	2.6
Non-Capital Equipment	15.6	15.6	-	15.6
Cost Allocation & Indirect Costs	-	-	-	-
Transfers-Out	-	-	-	-
Expenditure Categories Total:	420.6	413.2	-	413.2
Workforce Investment Grant Fund Total:	420.6	413.2	-	413.2

**Program Budget Unit Summary of Expenditure and Budget Request
for Selected Funds**

Agency: Department of Economic Security

	FY 2023 Actuals	FY 2024 Expenditure Plan	FY 2025 Funding Issue	FY 2025 Total Request
Program: DEA-1-0 Administration				
Fund: DE2066 Special Administration Fund				

Appropriated

Personal Services	1,352.4	1,349.0	-	1,349.0
Employee Related Expenditures	488.0	486.8	-	486.8
Subtotal Personal Services and ERE	1,840.4	1,835.8	-	1,835.8
Professional & Outside Services	128.5	128.6	-	128.6
Travel In-State	1.1	1.1	-	1.1
Travel Out-Of-State	3.3	3.2	-	3.2
Food	-	-	-	-
Aid To Organizations & Individuals	-	-	-	-
Other Operating Expenditures	185.9	185.4	-	185.4
Capital Outlay	-	-	-	-
Capital Equipment	2.4	2.4	-	2.4
Non-Capital Equipment	30.3	30.2	-	30.2
Cost Allocation & Indirect Costs	-	-	-	-
Transfers-Out	-	-	-	-
Expenditure Categories Total:	2,191.8	2,186.7	-	2,186.7
Special Administration Fund Total:	2,191.8	2,186.7	-	2,186.7

**Program Budget Unit Summary of Expenditure and Budget Request
for Selected Funds**

Agency: Department of Economic Security

	FY 2023 Actuals	FY 2024 Expenditure Plan	FY 2025 Funding Issue	FY 2025 Total Request
Program: DEA-1-0 Administration				
Fund: DE2091 Child Support Enforcement Administration Fund				

Appropriated

Personal Services	1,662.1	1,662.1	-	1,662.1
Employee Related Expenditures	647.9	647.9	-	647.9
Subtotal Personal Services and ERE	2,310.1	2,310.0	-	2,310.0
Professional & Outside Services	198.8	198.8	-	198.8
Travel In-State	2.1	2.1	-	2.1
Travel Out-Of-State	-	-	-	-
Food	-	-	-	-
Aid To Organizations & Individuals	-	-	-	-
Other Operating Expenditures	35.9	35.9	-	35.9
Capital Outlay	-	-	-	-
Capital Equipment	-	-	-	-
Non-Capital Equipment	26.9	26.9	-	26.9
Cost Allocation & Indirect Costs	-	-	-	-
Transfers-Out	-	-	-	-
Appropriated Expenditure Categories Total:	2,573.7	2,573.7	-	2,573.7

**Program Budget Unit Summary of Expenditure and Budget Request
for Selected Funds**

Agency: Department of Economic Security

			FY 2023 Actuals	FY 2024 Expenditure Plan	FY 2025 Funding Issue	FY 2025 Total Request
Program:	DEA-1-0	Administration				
Fund:	DE2091	Child Support Enforcement Administration Fund				

Non-Appropriated

Personal Services			4,114.6	4,098.6	-	4,098.6
Employee Related Expenditures			1,560.3	1,554.2	-	1,554.2
Subtotal Personal Services and ERE			5,674.8	5,652.8	-	5,652.8
Professional & Outside Services			394.5	392.9	-	392.9
Travel In-State			4.1	4.1	-	4.1
Travel Out-Of-State			-	-	-	-
Food			-	-	-	-
Aid To Organizations & Individuals			-	-	-	-
Other Operating Expenditures			80.2	79.9	-	79.9
Capital Outlay			-	-	-	-
Capital Equipment			-	-	-	-
Non-Capital Equipment			53.3	53.1	-	53.1
Cost Allocation & Indirect Costs			-	-	-	-
Transfers-Out			-	-	-	-
Non-Appropriated Expenditure Categories Total:			6,206.9	6,182.8	-	6,182.8
Child Support Enforcement Administration Fund Total:			8,780.6	8,756.5	-	8,756.5

**Program Budget Unit Summary of Expenditure and Budget Request
for Selected Funds**

Agency: Department of Economic Security

	FY 2023 Actuals	FY 2024 Expenditure Plan	FY 2025 Funding Issued	FY 2025 Total Request
Program: DEA-1-0 Administration				
Fund: DE2217 Public Assistance Collections Fund				

Appropriated

Personal Services	-	-	-	-
Employee Related Expenditures	-	-	-	-
Subtotal Personal Services and ERE	-	-	-	-
Professional & Outside Services	-	-	-	-
Travel In-State	-	-	-	-
Travel Out-Of-State	-	-	-	-
Food	-	-	-	-
Aid To Organizations & Individuals	-	-	-	-
Other Operating Expenditures	-	441.8	-	441.8
Capital Outlay	-	-	-	-
Capital Equipment	-	-	-	-
Non-Capital Equipment	-	-	-	-
Cost Allocation & Indirect Costs	-	-	-	-
Transfers-Out	-	-	-	-
Expenditure Categories Total:	-	441.8	-	441.8
Public Assistance Collections Fund Total:	-	441.8	-	441.8

**Program Budget Unit Summary of Expenditure and Budget Request
for Selected Funds**

Agency: Department of Economic Security

	FY 2023 Actuals	FY 2024 Expenditure Plan	FY 2025 Funding Issue	FY 2025 Total Request
Program: DEA-1-0 Administration				
Fund: DE2335 Spinal and Head Injuries Trust Fund				

Appropriated

Personal Services	24.4	24.3	-	24.3
Employee Related Expenditures	9.0	8.9	-	8.9
Subtotal Personal Services and ERE	33.4	33.2	-	33.2
Professional & Outside Services	2.2	2.2	-	2.2
Travel In-State	0.0	-	-	-
Travel Out-Of-State	0.2	0.2	-	0.2
Food	-	-	-	-
Aid To Organizations & Individuals	-	-	-	-
Other Operating Expenditures	10.7	10.7	-	10.7
Capital Outlay	-	-	-	-
Capital Equipment	0.1	0.1	-	0.1
Non-Capital Equipment	0.7	0.7	-	0.7
Cost Allocation & Indirect Costs	-	-	-	-
Transfers-Out	-	-	-	-
Expenditure Categories Total:	47.3	47.1	-	47.1
Spinal and Head Injuries Trust Fund Total:	47.3	47.1	-	47.1

**Program Budget Unit Summary of Expenditure and Budget Request
for Selected Funds**

Agency: Department of Economic Security

	FY 2023 Actuals	FY 2024 Expenditure Plan	FY 2025 Funding Issue	FY 2025 Total Request
Program: DEA-1-0 Administration				
Fund: DE2985 American Rescue Plan Act				

Non-Appropriated

Personal Services	225.3	-	-	-
Employee Related Expenditures	52.0	-	-	-
Subtotal Personal Services and ERE	277.3	-	-	-
Professional & Outside Services	15.6	-	-	-
Travel In-State	0.0	-	-	-
Travel Out-Of-State	0.2	-	-	-
Food	-	-	-	-
Aid To Organizations & Individuals	26.0	-	-	-
Other Operating Expenditures	25.1	-	-	-
Capital Outlay	-	-	-	-
Capital Equipment	0.8	-	-	-
Non-Capital Equipment	5.0	-	-	-
Cost Allocation & Indirect Costs	-	-	-	-
Transfers-Out	-	-	-	-
Expenditure Categories Total:	350.0	-	-	-
American Rescue Plan Act Total:	350.0	-	-	-

**Program Budget Unit Summary of Expenditure and Budget Request
for Selected Funds**

Agency: Department of Economic Security

	FY 2023 Actuals	FY 2024 Expenditure Plan	FY 2025 Funding Issued	FY 2025 Total Request
Program: DEA-1-0 Administration				
Fund: DE3193 Revenue From State or Local Agency Fund				

Non-Appropriated

Personal Services	-	-	-	-
Employee Related Expenditures	-	-	-	-
Subtotal Personal Services and ERE	-	-	-	-
Professional & Outside Services	789.8	829.3	-	829.3
Travel In-State	-	-	-	-
Travel Out-Of-State	-	-	-	-
Food	-	-	-	-
Aid To Organizations & Individuals	1,805.7	1,896.0	-	1,896.0
Other Operating Expenditures	-	-	-	-
Capital Outlay	-	-	-	-
Capital Equipment	-	-	-	-
Non-Capital Equipment	-	-	-	-
Cost Allocation & Indirect Costs	-	-	-	-
Transfers-Out	-	-	-	-
Expenditure Categories Total:	2,595.5	2,725.3	-	2,725.3
Revenue From State or Local Agency Fund Total:	2,595.5	2,725.3	-	2,725.3
Program Total for Select Funds:	173,105.7	175,172.4	-	175,172.4

**Program Budget Unit Summary of Expenditure and Budget Request
for Selected Funds**

Agency: Department of Economic Security

	FY 2023 Actuals	FY 2024 Expenditure Plan	FY 2025 Funding Issue	FY 2025 Total Request
Program: DEA-1-0 Administration				
Sub Program: DEA-1-1 Administration				
Fund: AA1000 General Fund				

Appropriated

Personal Services	11,660.0	11,937.3	-	11,937.3
Employee Related Expenditures	4,317.1	4,419.8	-	4,419.8
Subtotal Personal Services and ERE	15,977.1	16,357.1	-	16,357.1
Professional & Outside Services	1,880.3	1,925.1	-	1,925.1
Travel In-State	6.8	7.0	-	7.0
Travel Out-Of-State	43.2	44.2	-	44.2
Food	-	-	-	-
Aid To Organizations & Individuals	0.1	0.1	-	0.1
Other Operating Expenditures	11,456.3	11,728.7	-	11,728.7
Capital Outlay	-	-	-	-
Capital Equipment	83.6	85.6	-	85.6
Non-Capital Equipment	785.7	804.3	-	804.3
Cost Allocation & Indirect Costs	-	-	-	-
Transfers-Out	-	-	-	-
Expenditure Categories Total:	30,233.1	30,952.1	-	30,952.1
General Fund Total:	30,233.1	30,952.1	-	30,952.1

**Program Budget Unit Summary of Expenditure and Budget Request
for Selected Funds**

Agency: Department of Economic Security

	FY 2023 Actuals	FY 2024 Expenditure Plan	FY 2025 Funding Issue	FY 2025 Total Request
Program: DEA-1-0 Administration				
Sub Program: DEA-1-1 Administration				
Fund: DE1030 Statewide Cost Allocation Plan Fund				

Appropriated

Personal Services	-	-	-	-
Employee Related Expenditures	-	-	-	-
Subtotal Personal Services and ERE	-	-	-	-
Professional & Outside Services	-	-	-	-
Travel In-State	-	-	-	-
Travel Out-Of-State	-	-	-	-
Food	-	-	-	-
Aid To Organizations & Individuals	-	-	-	-
Other Operating Expenditures	-	1,000.0	-	1,000.0
Capital Outlay	-	-	-	-
Capital Equipment	-	-	-	-
Non-Capital Equipment	-	-	-	-
Cost Allocation & Indirect Costs	-	-	-	-
Transfers-Out	-	-	-	-
Expenditure Categories Total:	-	1,000.0	-	1,000.0
Statewide Cost Allocation Plan Fund Total:	-	1,000.0	-	1,000.0

**Program Budget Unit Summary of Expenditure and Budget Request
for Selected Funds**

Agency: Department of Economic Security

	FY 2023 Actuals	FY 2024 Expenditure Plan	FY 2025 Funding Issue	FY 2025 Total Request
Program: DEA-1-0 Administration				
Sub Program: DEA-1-1 Administration				
Fund: DE2000 Federal Grants Fund				

Non-Appropriated

Personal Services	43,488.5	43,488.5	-	43,488.5
Employee Related Expenditures	16,271.6	16,271.6	-	16,271.6
Subtotal Personal Services and ERE	59,760.1	59,760.1	-	59,760.1
Professional & Outside Services	2,674.2	2,674.2	-	2,674.2
Travel In-State	23.2	23.2	-	23.2
Travel Out-Of-State	270.0	270.0	-	270.0
Food	-	-	-	-
Aid To Organizations & Individuals	12,604.0	12,604.0	-	12,604.0
Other Operating Expenditures	36,509.3	36,509.2	-	36,509.2
Capital Outlay	-	-	-	-
Capital Equipment	714.9	714.9	-	714.9
Non-Capital Equipment	4,782.9	4,782.9	-	4,782.9
Cost Allocation & Indirect Costs	-	-	-	-
Transfers-Out	-	-	-	-
Expenditure Categories Total:	117,338.6	117,338.5	-	117,338.5
Federal Grants Fund Total:	117,338.6	117,338.5	-	117,338.5

**Program Budget Unit Summary of Expenditure and Budget Request
for Selected Funds**

Agency: Department of Economic Security

	FY 2023 Actuals	FY 2024 Expenditure Plan	FY 2025 Funding Issue	FY 2025 Total Request
Program: DEA-1-0 Administration				
Sub Program: DEA-1-1 Administration				
Fund: DE2007 Temporary Assistance for Needy Families (TANF) Fund				

Appropriated

Personal Services	1,918.6	1,918.6	-	1,918.6
Employee Related Expenditures	706.9	706.9	-	706.9
Subtotal Personal Services and ERE	2,625.6	2,625.5	-	2,625.5
Professional & Outside Services	307.3	307.3	-	307.3
Travel In-State	1.4	1.4	-	1.4
Travel Out-Of-State	8.6	8.6	-	8.6
Food	-	-	-	-
Aid To Organizations & Individuals	-	-	-	-
Other Operating Expenditures	1,441.8	1,441.8	-	1,441.8
Capital Outlay	-	-	-	-
Capital Equipment	14.9	14.9	-	14.9
Non-Capital Equipment	125.6	125.6	-	125.6
Cost Allocation & Indirect Costs	-	-	-	-
Transfers-Out	-	-	-	-
Expenditure Categories Total:	4,525.1	4,525.1	-	4,525.1
Temporary Assistance for Needy Families (TANF) Fund Total:	4,525.1	4,525.1	-	4,525.1

**Program Budget Unit Summary of Expenditure and Budget Request
for Selected Funds**

Agency: Department of Economic Security

	FY 2023 Actuals	FY 2024 Expenditure Plan	FY 2025 Funding Issue	FY 2025 Total Request
Program: DEA-1-0 Administration				
Sub Program: DEA-1-1 Administration				
Fund: DE2008 Child Care and Development Fund				

Appropriated

Personal Services	520.0	520.7	-	520.7
Employee Related Expenditures	182.7	182.9	-	182.9
Subtotal Personal Services and ERE	702.7	703.6	-	703.6
Professional & Outside Services	110.7	111.0	-	111.0
Travel In-State	1.0	1.0	-	1.0
Travel Out-Of-State	15.6	15.6	-	15.6
Food	-	-	-	-
Aid To Organizations & Individuals	-	-	-	-
Other Operating Expenditures	170.4	170.6	-	170.6
Capital Outlay	-	-	-	-
Capital Equipment	8.6	8.6	-	8.6
Non-Capital Equipment	52.1	52.1	-	52.1
Cost Allocation & Indirect Costs	-	-	-	-
Transfers-Out	-	-	-	-
Expenditure Categories Total:	1,061.1	1,062.5	-	1,062.5
Child Care and Development Fund Total:	1,061.1	1,062.5	-	1,062.5

**Program Budget Unit Summary of Expenditure and Budget Request
for Selected Funds**

Agency: Department of Economic Security

	FY 2023 Actuals	FY 2024 Expenditure Plan	FY 2025 Funding Issue	FY 2025 Total Request
Program: DEA-1-0 Administration				
Sub Program: DEA-1-1 Administration				
Fund: DE2010 Workforce Investment Grant Fund				

Appropriated

Personal Services	221.7	222.5	-	222.5
Employee Related Expenditures	79.4	79.7	-	79.7
Subtotal Personal Services and ERE	301.1	302.2	-	302.2
Professional & Outside Services	46.3	46.3	-	46.3
Travel In-State	0.2	0.2	-	0.2
Travel Out-Of-State	8.1	8.2	-	8.2
Food	-	-	-	-
Aid To Organizations & Individuals	-	-	-	-
Other Operating Expenditures	26.8	26.9	-	26.9
Capital Outlay	-	-	-	-
Capital Equipment	2.5	2.6	-	2.6
Non-Capital Equipment	15.5	15.6	-	15.6
Cost Allocation & Indirect Costs	-	-	-	-
Transfers-Out	-	-	-	-
Expenditure Categories Total:	400.6	402.0	-	402.0
Workforce Investment Grant Fund Total:	400.6	402.0	-	402.0

**Program Budget Unit Summary of Expenditure and Budget Request
for Selected Funds**

Agency: Department of Economic Security

	FY 2023 Actuals	FY 2024 Expenditure Plan	FY 2025 Funding Issue	FY 2025 Total Request
Program: DEA-1-0 Administration				
Sub Program: DEA-1-1 Administration				
Fund: DE2066 Special Administration Fund				

Appropriated

Personal Services	1,350.9	1,347.3	-	1,347.3
Employee Related Expenditures	487.5	486.2	-	486.2
Subtotal Personal Services and ERE	1,838.4	1,833.5	-	1,833.5
Professional & Outside Services	125.4	125.1	-	125.1
Travel In-State	1.1	1.1	-	1.1
Travel Out-Of-State	3.3	3.2	-	3.2
Food	-	-	-	-
Aid To Organizations & Individuals	-	-	-	-
Other Operating Expenditures	185.8	185.3	-	185.3
Capital Outlay	-	-	-	-
Capital Equipment	2.4	2.4	-	2.4
Non-Capital Equipment	30.3	30.2	-	30.2
Cost Allocation & Indirect Costs	-	-	-	-
Transfers-Out	-	-	-	-
Expenditure Categories Total:	2,186.6	2,180.8	-	2,180.8
Special Administration Fund Total:	2,186.6	2,180.8	-	2,180.8

**Program Budget Unit Summary of Expenditure and Budget Request
for Selected Funds**

Agency: Department of Economic Security

	FY 2023 Actuals	FY 2024 Expenditure Plan	FY 2025 Funding Issue	FY 2025 Total Request
Program: DEA-1-0 Administration				
Sub Program: DEA-1-1 Administration				
Fund: DE2217 Public Assistance Collections Fund				

Appropriated

Personal Services	-	-	-	-
Employee Related Expenditures	-	-	-	-
Subtotal Personal Services and ERE	-	-	-	-
Professional & Outside Services	-	-	-	-
Travel In-State	-	-	-	-
Travel Out-Of-State	-	-	-	-
Food	-	-	-	-
Aid To Organizations & Individuals	-	-	-	-
Other Operating Expenditures	-	339.1	-	339.1
Capital Outlay	-	-	-	-
Capital Equipment	-	-	-	-
Non-Capital Equipment	-	-	-	-
Cost Allocation & Indirect Costs	-	-	-	-
Transfers-Out	-	-	-	-
Expenditure Categories Total:	-	339.1	-	339.1
Public Assistance Collections Fund Total:	-	339.1	-	339.1

**Program Budget Unit Summary of Expenditure and Budget Request
for Selected Funds**

Agency: Department of Economic Security

	FY 2023 Actuals	FY 2024 Expenditure Plan	FY 2025 Funding Issue	FY 2025 Total Request
Program: DEA-1-0 Administration				
Sub Program: DEA-1-1 Administration				
Fund: DE2335 Spinal and Head Injuries Trust Fund				

Appropriated

Personal Services	23.1	22.9	-	22.9
Employee Related Expenditures	8.6	8.5	-	8.5
Subtotal Personal Services and ERE	31.7	31.4	-	31.4
Professional & Outside Services	2.1	2.0	-	2.0
Travel In-State	0.0	-	-	-
Travel Out-Of-State	0.2	0.2	-	0.2
Food	-	-	-	-
Aid To Organizations & Individuals	-	-	-	-
Other Operating Expenditures	10.7	10.6	-	10.6
Capital Outlay	-	-	-	-
Capital Equipment	0.1	0.1	-	0.1
Non-Capital Equipment	0.7	0.7	-	0.7
Cost Allocation & Indirect Costs	-	-	-	-
Transfers-Out	-	-	-	-
Expenditure Categories Total:	45.4	45.0	-	45.0
Spinal and Head Injuries Trust Fund Total:	45.4	45.0	-	45.0

**Program Budget Unit Summary of Expenditure and Budget Request
for Selected Funds**

Agency: Department of Economic Security

	FY 2023 Actuals	FY 2024 Expenditure Plan	FY 2025 Funding Issue	FY 2025 Total Request
Program: DEA-1-0 Administration				
Sub Program: DEA-1-1 Administration				
Fund: DE2985 American Rescue Plan Act				

Non-Appropriated

Personal Services	224.8	-	-	-
Employee Related Expenditures	51.8	-	-	-
Subtotal Personal Services and ERE	276.6	-	-	-
Professional & Outside Services	14.1	-	-	-
Travel In-State	0.0	-	-	-
Travel Out-Of-State	0.2	-	-	-
Food	-	-	-	-
Aid To Organizations & Individuals	26.0	-	-	-
Other Operating Expenditures	25.0	-	-	-
Capital Outlay	-	-	-	-
Capital Equipment	0.8	-	-	-
Non-Capital Equipment	5.0	-	-	-
Cost Allocation & Indirect Costs	-	-	-	-
Transfers-Out	-	-	-	-
Expenditure Categories Total:	347.8	-	-	-
American Rescue Plan Act Total:	347.8	-	-	-

**Program Budget Unit Summary of Expenditure and Budget Request
for Selected Funds**

Agency: Department of Economic Security

	FY 2023 Actuals	FY 2024 Expenditure Plan	FY 2025 Funding Issue	FY 2025 Total Request
Program: DEA-1-0 Administration				
Sub Program: DEA-1-1 Administration				
Fund: DE3193 Revenue From State or Local Agency Fund				

Non-Appropriated

Personal Services	-	-	-	-
Employee Related Expenditures	-	-	-	-
Subtotal Personal Services and ERE	-	-	-	-
Professional & Outside Services	789.8	829.3	-	829.3
Travel In-State	-	-	-	-
Travel Out-Of-State	-	-	-	-
Food	-	-	-	-
Aid To Organizations & Individuals	1,805.7	1,896.0	-	1,896.0
Other Operating Expenditures	-	-	-	-
Capital Outlay	-	-	-	-
Capital Equipment	-	-	-	-
Non-Capital Equipment	-	-	-	-
Cost Allocation & Indirect Costs	-	-	-	-
Transfers-Out	-	-	-	-
Expenditure Categories Total:	2,595.5	2,725.3	-	2,725.3
Revenue From State or Local Agency Fund Total:	2,595.5	2,725.3	-	2,725.3
Sub Program Total for Select Funds:	158,733.8	160,570.4	-	160,570.4

Program Expenditure Schedule

Agency: Department of Economic Security

	FY 2023 Actuals	FY 2024 Expenditure Plan	FY 2025 Funding Issue	FY 2025 Total Request
Program: DEA-1-0 Administration				
FTE				
FTE	1,086.5	1,086.5	-	1,086.5
Expenditure Category Total:	-	-	-	-

Fund Source					
Appropriated Funds					
AA1000	General Fund (Appropriated)	78.7	78.7	-	78.7
DE2007	Temporary Assistance for Needy Families (TANF) Fund (Appropriated)	57.6	57.6	-	57.6
DE2008	Child Care and Development Fund (Appropriated)	3.5	3.5	-	3.5
DE2010	Workforce Investment Grant Fund (Appropriated)	-	-	-	-
DE2066	Special Administration Fund (Appropriated)	29.1	29.1	-	29.1
DE2091	Child Support Enforcement Administration Fund (Appropriated)	138.1	138.1	-	138.1
DE2335	Spinal and Head Injuries Trust Fund (Appropriated)	1.2	1.2	-	1.2
Appropriated Funds Total:		308.2	308.2	-	308.2
Non-Appropriated Funds					
DE2000	Federal Grants Fund (Non-Appropriated)	778.3	778.3	-	778.3
Non-Appropriated Funds Total:		778.3	778.3	-	778.3
Fund Source Total:		1,086.5	1,086.5	-	1,086.5

Personal Services					
	Personal Services	68,411.7	68,541.0	-	68,541.0
Expenditure Category Total:		68,411.7	68,541.0	-	68,541.0

Fund Source					
Appropriated Funds					
AA1000	General Fund (Appropriated)	12,449.9	12,817.0	-	12,817.0
DE2007	Temporary Assistance for Needy Families (TANF) Fund (Appropriated)	1,987.1	1,987.1	-	1,987.1
DE2008	Child Care and Development Fund (Appropriated)	533.1	535.6	-	535.6
DE2010	Workforce Investment Grant Fund (Appropriated)	233.5	229.1	-	229.1
DE2066	Special Administration Fund (Appropriated)	1,352.4	1,349.0	-	1,349.0

Program Expenditure Schedule

Agency:	Department of Economic Security
----------------	--

		FY 2023 Actuals	FY 2024 Expenditure Plan	FY 2025 Funding Issue	FY 2025 Total Request
Program: DEA-1-0 Administration					
DE2091	Child Support Enforcement Administration Fund (Appropriated)	1,662.1	1,662.1	-	1,662.1
DE2335	Spinal and Head Injuries Trust Fund (Appropriated)	24.4	24.3	-	24.3
	Appropriated Funds Total:	18,242.5	18,604.2	-	18,604.2
Non-Appropriated Funds					
DE2000	Federal Grants Fund (Non-Appropriated)	45,829.3	45,838.2	-	45,838.2
DE2091	Child Support Enforcement Administration Fund (Non-Appropriated)	4,114.6	4,098.6	-	4,098.6
DE2985	American Rescue Plan Act (Non-Appropriated)	225.3	-	-	-
	Non-Appropriated Funds Total:	50,169.2	49,936.8	-	49,936.8
	Fund Source Total:	68,411.7	68,541.0	-	68,541.0

Employee Related Expenditures

Employee Related Expenses	-	25,279.0	-	25,279.0	
FICA Taxes	3,995.4	32.7	-	32.7	
Medical Insurance	8,811.6	94.8	-	94.8	
Basic Life	5.0	-	-	-	
Long-Term Disability (ASRS)	68.9	0.5	-	0.5	
Unemployment Compensation & Other State' Taxes	15.1	-	-	-	
Dental Insurance	63.4	0.7	-	0.7	
Workers' Compensation	299.1	2.9	-	2.9	
Employer Annuity Retirement Plan	0.0	-	-	-	
Arizona State Retirement System	5,920.0	46.7	-	46.7	
Alternate Retirement Contributions – Contracted Retirees	25.8	-	-	-	
Alternate Retirement Contributions – Reemployed Retirees	71.5	6.4	-	6.4	
Personnel Board Pro-Rata Charges	466.3	3.9	-	3.9	
Information Technology Pro Rata Charge	308.7	2.6	-	2.6	
Accumulated Sick Leave Fund Charge	216.8	1.8	-	1.8	
ERE Excluded from Cost Allocation	1,216.0	-	-	-	
Other Employee Related Expenditures	3,913.1	-	-	-	
	Expenditure Category Total:	25,396.5	25,472.0	-	25,472.0

Fund Source

Program Expenditure Schedule

Agency: Department of Economic Security

		FY 2023 Actuals	FY 2024 Expenditure Plan	FY 2025 Funding Issue	FY 2025 Total Request
Program: DEA-1-0 Administration					
Appropriated Funds					
AA1000	General Fund (Appropriated)	4,572.6	4,704.3	-	4,704.3
DE2007	Temporary Assistance for Needy Families (TANF) Fund (Appropriated)	727.9	727.9	-	727.9
DE2008	Child Care and Development Fund (Appropriated)	187.5	188.4	-	188.4
DE2010	Workforce Investment Grant Fund (Appropriated)	83.2	81.8	-	81.8
DE2066	Special Administration Fund (Appropriated)	488.0	486.8	-	486.8
DE2091	Child Support Enforcement Administration Fund (Appropriated)	647.9	647.9	-	647.9
DE2335	Spinal and Head Injuries Trust Fund (Appropriated)	9.0	8.9	-	8.9
Appropriated Funds Total:		6,716.1	6,846.0	-	6,846.0
Non-Appropriated Funds					
DE2000	Federal Grants Fund (Non-Appropriated)	17,068.1	17,071.8	-	17,071.8
DE2091	Child Support Enforcement Administration Fund (Non-Appropriated)	1,560.3	1,554.2	-	1,554.2
DE2985	American Rescue Plan Act (Non-Appropriated)	52.0	-	-	-
Non-Appropriated Funds Total:		18,680.4	18,626.0	-	18,626.0
Fund Source Total:		25,396.5	25,472.0	-	25,472.0

Professional & Outside Services

Professional and Outside Services	-	6,872.5	-	6,872.5
External Legal Services	13.2	-	-	-
Temporary Agency Services	2,758.6	56.1	-	56.1
Other Medical Services	36.7	-	-	-
Education & Training	44.8	-	-	-
Professional & Outside Services Excluded from Cost Allocation	6.9	-	-	-
Other Professional & Outside Services	3,996.0	-	-	-
Expenditure Category Total:	6,856.3	6,928.6	-	6,928.6

Fund Source

Appropriated Funds					
AA1000	General Fund (Appropriated)	1,928.1	1,978.4	-	1,978.4
DE2007	Temporary Assistance for Needy Families (TANF) Fund (Appropriated)	320.3	320.3	-	320.3

Program Expenditure Schedule

Agency: Department of Economic Security

		FY 2023 Actuals	FY 2024 Expenditure Plan	FY 2025 Funding Issue	FY 2025 Total Request
Program: DEA-1-0 Administration					
DE2008	Child Care and Development Fund (Appropriated)	110.7	111.0	-	111.0
DE2010	Workforce Investment Grant Fund (Appropriated)	50.1	48.4	-	48.4
DE2066	Special Administration Fund (Appropriated)	128.5	128.6	-	128.6
DE2091	Child Support Enforcement Administration Fund (Appropriated)	198.8	198.8	-	198.8
DE2335	Spinal and Head Injuries Trust Fund (Appropriated)	2.2	2.2	-	2.2
Appropriated Funds Total:		2,738.8	2,787.7	-	2,787.7
Non-Appropriated Funds					
DE2000	Federal Grants Fund (Non-Appropriated)	2,917.7	2,918.7	-	2,918.7
DE2091	Child Support Enforcement Administration Fund (Non-Appropriated)	394.5	392.9	-	392.9
DE2985	American Rescue Plan Act (Non-Appropriated)	15.6	-	-	-
DE3193	Revenue From State or Local Agency Fund (Non-Appropriated)	789.8	829.3	-	829.3
Non-Appropriated Funds Total:		4,117.5	4,140.9	-	4,140.9
Fund Source Total:		6,856.3	6,928.6	-	6,928.6

Travel In-State

Travel In-State	-	40.1	-	40.1	
Mileage - Private Vehicle	7.9	1.2	-	1.2	
Lodging	26.7	-	-	-	
Meals with Overnight Stay	4.7	-	-	-	
Meals without Overnight Stay	1.3	-	-	-	
Travel In-State Excluded from Cost Allocation	0.0	-	-	-	
Other Miscellaneous In- State Travel	0.7	0.3	-	0.3	
Expenditure Category Total:		41.3	41.6	-	41.6

Fund Source

Appropriated Funds

AA1000	General Fund (Appropriated)	6.8	7.0	-	7.0
DE2007	Temporary Assistance for Needy Families (TANF) Fund (Appropriated)	1.4	1.4	-	1.4
DE2008	Child Care and Development Fund (Appropriated)	1.0	1.0	-	1.0

Program Expenditure Schedule

Agency: Department of Economic Security

		FY 2023 Actuals	FY 2024 Expenditure Plan	FY 2025 Funding Issue	FY 2025 Total Request
Program: DEA-1-0 Administration					
DE2010	Workforce Investment Grant Fund (Appropriated)	0.2	0.2	-	0.2
DE2066	Special Administration Fund (Appropriated)	1.1	1.1	-	1.1
DE2091	Child Support Enforcement Administration Fund (Appropriated)	2.1	2.1	-	2.1
DE2335	Spinal and Head Injuries Trust Fund (Appropriated)	0.0	-	-	-
	Appropriated Funds Total:	12.5	12.8	-	12.8
Non-Appropriated Funds					
DE2000	Federal Grants Fund (Non-Appropriated)	24.7	24.7	-	24.7
DE2091	Child Support Enforcement Administration Fund (Non-Appropriated)	4.1	4.1	-	4.1
DE2985	American Rescue Plan Act (Non-Appropriated)	0.0	-	-	-
	Non-Appropriated Funds Total:	28.8	28.8	-	28.8
	Fund Source Total:	41.3	41.6	-	41.6

Travel Out-Of-State

Travel Out of State	-	350.0	-	350.0	
Airfare and Other Common Carrier Charges	112.1	-	-	-	
Car Rental Out-of-State	0.6	-	-	-	
Lodging Out-of-State	181.6	-	-	-	
Meals with Overnight Stay	18.5	-	-	-	
Travel Out-of-State Excluded from Cost Allocation	2.2	-	-	-	
Other Miscellaneous Out-of- State Travel	34.2	-	-	-	
	Expenditure Category Total:	349.2	350.0	-	350.0

Fund Source

Appropriated Funds					
AA1000	General Fund (Appropriated)	43.2	44.2	-	44.2
DE2007	Temporary Assistance for Needy Families (TANF) Fund (Appropriated)	8.6	8.6	-	8.6
DE2008	Child Care and Development Fund (Appropriated)	15.6	15.6	-	15.6
DE2010	Workforce Investment Grant Fund (Appropriated)	8.1	8.2	-	8.2
DE2066	Special Administration Fund (Appropriated)	3.3	3.2	-	3.2

Program Expenditure Schedule

Agency: Department of Economic Security

		FY 2023 Actuals	FY 2024 Expenditure Plan	FY 2025 Funding Issue	FY 2025 Total Request
Program: DEA-1-0 Administration					
DE2335	Spinal and Head Injuries Trust Fund (Appropriated)	0.2	0.2	-	0.2
	Appropriated Funds Total:	79.0	80.0	-	80.0
Non-Appropriated Funds					
DE2000	Federal Grants Fund (Non-Appropriated)	270.0	270.0	-	270.0
DE2985	American Rescue Plan Act (Non-Appropriated)	0.2	-	-	-
	Non-Appropriated Funds Total:	270.2	270.0	-	270.0
	Fund Source Total:	349.2	350.0	-	350.0

Aid To Organizations & Individuals

Aid to Organizations and Individuals	-	14,500.1	-	14,500.1	
Aid to Other Governments	12,604.0	-	-	-	
Aid to Public Primary and Secondary Schools and School Districts.	54.1	55.2	-	55.2	
Aid to Other Organizations	290.3	296.1	-	296.1	
Direct Public Assistance	1,831.7	-	-	-	
Aid for Education & Training Services	402.9	411.0	-	411.0	
Amounts Paid Directly to Service Providers contracted by the State to Provide Aid on behalf of Individuals	15.0	15.3	-	15.3	
	Expenditure Category Total:	15,198.1	15,277.7	-	15,277.7

Fund Source

Appropriated Funds					
AA1000	General Fund (Appropriated)	0.1	0.1	-	0.1
	Appropriated Funds Total:	0.1	0.1	-	0.1
Non-Appropriated Funds					
DE2000	Federal Grants Fund (Non-Appropriated)	13,366.3	13,381.6	-	13,381.6
DE2985	American Rescue Plan Act (Non-Appropriated)	26.0	-	-	-
DE3193	Revenue From State or Local Agency Fund (Non-Appropriated)	1,805.7	1,896.0	-	1,896.0
	Non-Appropriated Funds Total:	15,198.0	15,277.6	-	15,277.6
	Fund Source Total:	15,198.1	15,277.7	-	15,277.7

Other Operating Expenditures

Other Operating Expenses	-	51,723.8	-	51,723.8
--------------------------	---	----------	---	----------

Program Expenditure Schedule

Agency: Department of Economic Security

	FY 2023 Actuals	FY 2024 Expenditure Plan	FY 2025 Funding Issue	FY 2025 Total Request
Program: DEA-1-0 Administration				
Other Operating Expenditures Excluded from Cost Allocation	1,737.4	-	-	-
Risk Management Charges to State Agencies	1,222.6	-	-	-
Other Insurance-Related Charges	0.3	-	-	-
External Programming and System Development Costs	2,140.2	-	-	-
Charges Imposed Related to AFIS.	1,606.5	-	-	-
External Telecommunications Charges	898.9	18.3	-	18.3
Electricity	668.9	-	-	-
Sanitation Waste Disposal	37.2	-	-	-
Water	48.2	-	-	-
Gas & Fuel Oil for Buildings	59.5	-	-	-
Building Rent Charges to State Agencies	2,387.8	-	-	-
Rental of Land & Buildings	12,904.4	-	-	-
Rental of Other Machinery & Equipment	0.3	-	-	-
Miscellaneous Rent	121.9	5.0	-	5.0
Late Charges on Overdue Payments	0.3	-	-	-
Repair & Maintenance - Buildings	674.3	-	-	-
Repair & Maintenance - Vehicles	125.9	1.9	-	1.9
Repair & Maintenance - Computer Equipment	224.0	-	-	-
Repair & Maintenance - Other Equipment	3.3	-	-	-
Repair & Maintenance - Other	1,563.3	4.2	-	4.2
Software Support, Maintenance Short-term Licensing	10,311.8	6.6	-	6.6
Uniforms	2.6	-	-	-
Office Supplies	248.4	2.0	-	2.0
Computer Supplies	44.5	-	-	-
Housekeeping Supplies	47.0	-	-	-
Medical and Dental Supplies	18.2	-	-	-
Automotive and Transportation Fuels	52.3	-	-	-
Repair & Maintenance Supplies - Neither Automotive Nor Related to Buildings	0.0	-	-	-
Repair & Maintenance Supplies - Related to Buildings	0.0	-	-	-
Other Operating Supplies	48.4	5.5	-	5.5

Program Expenditure Schedule

Agency: Department of Economic Security

	FY 2023 Actuals	FY 2024 Expenditure Plan	FY 2025 Funding Issue	FY 2025 Total Request
Program: DEA-1-0 Administration				
Employee Tuition Reimbursement	35.8	-	-	-
Conference Registration / Attendance Fees	30.2	0.7	-	0.7
Other Education & Training Costs	9.6	-	-	-
Advertising	8.1	-	-	-
Sponsorships	4.0	-	-	-
External Printing	1,444.4	-	-	-
Postage & Delivery	505.9	1.2	-	1.2
Document Shredding and Destruction Services	25.3	-	-	-
Translation and sign language services	28.5	21.8	-	21.8
Awards	11.7	-	-	-
Entertainment & Promotional Items	3.5	-	-	-
Dues	115.6	29.9	-	29.9
Books, Subscriptions & Publications	95.7	0.5	-	0.5
Security Services	1,882.6	-	-	-
Settlements – Payments Made to Resolve Disputes and/ or Avoid the Costs of Litigation	24.6	-	-	-
Fingerprinting, Background Checks, Etc.	5.0	-	-	-
Other Miscellaneous Operating	8,712.6	14.5	-	14.5
Expenditure Category Total:	50,141.7	51,835.9	-	51,835.9

Fund Source

Appropriated Funds

AA1000	General Fund (Appropriated)	11,487.7	11,763.6	-	11,763.6
DE1030	Statewide Cost Allocation Plan Fund (Appropriated)	-	1,000.0	-	1,000.0
DE2007	Temporary Assistance for Needy Families (TANF) Fund (Appropriated)	1,445.5	1,445.5	-	1,445.5
DE2008	Child Care and Development Fund (Appropriated)	170.4	170.6	-	170.6
DE2010	Workforce Investment Grant Fund (Appropriated)	27.4	27.3	-	27.3
DE2066	Special Administration Fund (Appropriated)	185.9	185.4	-	185.4
DE2091	Child Support Enforcement Administration Fund (Appropriated)	35.9	35.9	-	35.9
DE2217	Public Assistance Collections Fund (Appropriated)	-	441.8	-	441.8

Program Expenditure Schedule

Agency: Department of Economic Security

		FY 2023 Actuals	FY 2024 Expenditure Plan	FY 2025 Funding Issue	FY 2025 Total Request
Program: DEA-1-0 Administration					
DE2335	Spinal and Head Injuries Trust Fund (Appropriated)	10.7	10.7	-	10.7
Appropriated Funds Total:		13,363.4	15,080.8	-	15,080.8
Non-Appropriated Funds					
DE2000	Federal Grants Fund (Non-Appropriated)	36,673.0	36,675.2	-	36,675.2
DE2091	Child Support Enforcement Administration Fund (Non-Appropriated)	80.2	79.9	-	79.9
DE2985	American Rescue Plan Act (Non-Appropriated)	25.1	-	-	-
Non-Appropriated Funds Total:		36,778.3	36,755.1	-	36,755.1
Fund Source Total:		50,141.7	51,835.9	-	51,835.9

Capital Equipment

	Capital Equipment	-	829.1	-	829.1
	Vehicles – Capital Purchase	188.5	-	-	-
	Computer Equipment - Capitalized Purchase	393.6	-	-	-
	Other Equipment - Capital Purchase	132.7	-	-	-
	Other Capital Asset Purchases	113.0	-	-	-
Expenditure Category Total:		827.9	829.1	-	829.1

Fund Source

Appropriated Funds					
AA1000	General Fund (Appropriated)	83.6	85.6	-	85.6
DE2007	Temporary Assistance for Needy Families (TANF) Fund (Appropriated)	14.9	14.9	-	14.9
DE2008	Child Care and Development Fund (Appropriated)	8.6	8.6	-	8.6
DE2010	Workforce Investment Grant Fund (Appropriated)	2.5	2.6	-	2.6
DE2066	Special Administration Fund (Appropriated)	2.4	2.4	-	2.4
DE2335	Spinal and Head Injuries Trust Fund (Appropriated)	0.1	0.1	-	0.1
Appropriated Funds Total:		112.2	114.2	-	114.2
Non-Appropriated Funds					
DE2000	Federal Grants Fund (Non-Appropriated)	714.9	714.9	-	714.9
DE2985	American Rescue Plan Act (Non-Appropriated)	0.8	-	-	-
Non-Appropriated Funds Total:		715.7	714.9	-	714.9

Program Expenditure Schedule

Agency: Department of Economic Security

	FY 2023 Actuals	FY 2024 Expenditure Plan	FY 2025 Funding Issue	FY 2025 Total Request
Program: DEA-1-0 Administration				
Fund Source Total:	827.9	829.1	-	829.1

Non-Capital Equipment

Non-Capital Resources	-	5,895.7	-	5,895.7
Furniture - Non-Capital Purchase	122.8	-	-	-
Computer Equipment – Non- Capitalized Purchases	2,057.0	0.8	-	0.8
Telecommunications Equipment - Non-Capital Purchase	30.0	-	-	-
Other Equipment - Non- Capital Purchase	115.7	-	-	-
Other Equipment - Non- Capital Leases	24.6	-	-	-
Purchased or licensed software / website	3,507.8	-	-	-
Non-Capital Equipment Excluded from Cost Allocation	25.2	-	-	-
Expenditure Category Total:	5,883.0	5,896.5	-	5,896.5

Fund Source

Appropriated Funds

AA1000	General Fund (Appropriated)	786.5	805.2	-	805.2
DE2007	Temporary Assistance for Needy Families (TANF) Fund (Appropriated)	125.8	125.8	-	125.8
DE2008	Child Care and Development Fund (Appropriated)	52.2	52.2	-	52.2
DE2010	Workforce Investment Grant Fund (Appropriated)	15.6	15.6	-	15.6
DE2066	Special Administration Fund (Appropriated)	30.3	30.2	-	30.2
DE2091	Child Support Enforcement Administration Fund (Appropriated)	26.9	26.9	-	26.9
DE2335	Spinal and Head Injuries Trust Fund (Appropriated)	0.7	0.7	-	0.7
Appropriated Funds Total:		1,037.9	1,056.6	-	1,056.6

Non-Appropriated Funds

DE2000	Federal Grants Fund (Non-Appropriated)	4,786.8	4,786.8	-	4,786.8
DE2091	Child Support Enforcement Administration Fund (Non-Appropriated)	53.3	53.1	-	53.1
DE2985	American Rescue Plan Act (Non-Appropriated)	5.0	-	-	-
Non-Appropriated Funds Total:		4,845.1	4,839.9	-	4,839.9

Program Expenditure Schedule

Agency: Department of Economic Security

	FY 2023 Actuals	FY 2024 Expenditure Plan	FY 2025 Funding Issue	FY 2025 Total Request
Program: DEA-1-0 Administration				
Fund Source Total:	5,883.0	5,896.5	-	5,896.5

Cost Allocation & Indirect Costs

Cost Allocation	-	-	-	-
Expenditure Category Total:	-	-	-	-

Fund Source

Appropriated Funds					
AA1000	General Fund (Appropriated)	-	-	-	-
DE2007	Temporary Assistance for Needy Families (TANF) Fund (Appropriated)	-	-	-	-
DE2008	Child Care and Development Fund (Appropriated)	-	-	-	-
DE2010	Workforce Investment Grant Fund (Appropriated)	-	-	-	-
DE2066	Special Administration Fund (Appropriated)	-	-	-	-
DE2335	Spinal and Head Injuries Trust Fund (Appropriated)	-	-	-	-
Appropriated Funds Total:		-	-	-	-
Non-Appropriated Funds					
DE2000	Federal Grants Fund (Non-Appropriated)	-	-	-	-
Non-Appropriated Funds Total:		-	-	-	-
Fund Source Total:		-	-	-	-

Transfers-Out

Transfers Out – Not Subject to Cost Allocation	-	-	-	-
Expenditure Category Total:	-	-	-	-

Fund Source

Appropriated Funds					
AA1000	General Fund (Appropriated)	-	-	-	-
DE2007	Temporary Assistance for Needy Families (TANF) Fund (Appropriated)	-	-	-	-
DE2008	Child Care and Development Fund (Appropriated)	-	-	-	-
DE2010	Workforce Investment Grant Fund (Appropriated)	-	-	-	-
DE2066	Special Administration Fund (Appropriated)	-	-	-	-

Program Expenditure Schedule

Agency: Department of Economic Security

		FY 2023 Actuals	FY 2024 Expenditure Plan	FY 2025 Funding Issue	FY 2025 Total Request
Program: DEA-1-0 Administration					
DE2091	Child Support Enforcement Administration Fund (Appropriated)	-	-	-	-
DE2335	Spinal and Head Injuries Trust Fund (Appropriated)	-	-	-	-
	Appropriated Funds Total:	-	-	-	-
Non-Appropriated Funds					
DE2000	Federal Grants Fund (Non-Appropriated)	-	-	-	-
	Non-Appropriated Funds Total:	-	-	-	-
	Fund Source Total:	-	-	-	-

Sub Program: DEA-1-1 Administration

FTE					
	FTE	901.0	901.0	-	901.0
	Expenditure Category Total:	-	-	-	-

Fund Source					
Appropriated Funds					
AA1000	General Fund (Appropriated)	64.4	64.4	-	64.4
DE2007	Temporary Assistance for Needy Families (TANF) Fund (Appropriated)	55.2	55.2	-	55.2
DE2008	Child Care and Development Fund (Appropriated)	3.4	3.4	-	3.4
DE2066	Special Administration Fund (Appropriated)	29.1	29.1	-	29.1
	Appropriated Funds Total:	152.1	152.1	-	152.1
Non-Appropriated Funds					
DE2000	Federal Grants Fund (Non-Appropriated)	748.9	748.9	-	748.9
	Non-Appropriated Funds Total:	748.9	748.9	-	748.9
	Fund Source Total:	901.0	901.0	-	901.0

Personal Services					
	Personal Services	59,407.6	59,457.8	-	59,457.8
	Expenditure Category Total:	59,407.6	59,457.8	-	59,457.8

Fund Source					
Appropriated Funds					
AA1000	General Fund (Appropriated)	11,660.0	11,937.3	-	11,937.3

Program Expenditure Schedule

Agency: Department of Economic Security

		FY 2023 Actuals	FY 2024 Expenditure Plan	FY 2025 Funding Issue	FY 2025 Total Request
Program: DEA-1-0 Administration					
Sub Program: DEA-1-1 Administration					
DE2007	Temporary Assistance for Needy Families (TANF) Fund (Appropriated)	1,918.6	1,918.6	-	1,918.6
DE2008	Child Care and Development Fund (Appropriated)	520.0	520.7	-	520.7
DE2010	Workforce Investment Grant Fund (Appropriated)	221.7	222.5	-	222.5
DE2066	Special Administration Fund (Appropriated)	1,350.9	1,347.3	-	1,347.3
DE2335	Spinal and Head Injuries Trust Fund (Appropriated)	23.1	22.9	-	22.9
Appropriated Funds Total:		15,694.3	15,969.3	-	15,969.3
Non-Appropriated Funds					
DE2000	Federal Grants Fund (Non-Appropriated)	43,488.5	43,488.5	-	43,488.5
DE2985	American Rescue Plan Act (Non-Appropriated)	224.8	-	-	-
Non-Appropriated Funds Total:		43,713.3	43,488.5	-	43,488.5
Fund Source Total:		59,407.6	59,457.8	-	59,457.8

Employee Related Expenditures

Employee Related Expenses	-	22,155.6	-	22,155.6
FICA Taxes	3,476.0	-	-	-
Medical Insurance	7,688.3	-	-	-
Basic Life	4.3	-	-	-
Long-Term Disability (ASRS)	59.4	-	-	-
Unemployment Compensation & Other State' Taxes	13.7	-	-	-
Dental Insurance	55.2	-	-	-
Workers' Compensation	275.5	-	-	-
Employer Annuity Retirement Plan	0.0	-	-	-
Arizona State Retirement System	5,104.1	-	-	-
Alternate Retirement Contributions – Contracted Retirees	25.8	-	-	-
Alternate Retirement Contributions – Reemployed Retirees	62.0	-	-	-
Personnel Board Pro-Rata Charges	404.3	-	-	-
Information Technology Pro Rata Charge	267.5	-	-	-
Accumulated Sick Leave Fund Charge	188.0	-	-	-

Program Expenditure Schedule

Agency: Department of Economic Security

	FY 2023 Actuals	FY 2024 Expenditure Plan	FY 2025 Funding Issue	FY 2025 Total Request
Program: DEA-1-0 Administration				
Sub Program: DEA-1-1 Administration				
ERE Excluded from Cost Allocation	641.1	-	-	-
Other Employee Related Expenditures	3,840.4	-	-	-
Expenditure Category Total:	22,105.6	22,155.6	-	22,155.6

Fund Source

Appropriated Funds

AA1000	General Fund (Appropriated)	4,317.1	4,419.8	-	4,419.8
DE2007	Temporary Assistance for Needy Families (TANF) Fund (Appropriated)	706.9	706.9	-	706.9
DE2008	Child Care and Development Fund (Appropriated)	182.7	182.9	-	182.9
DE2010	Workforce Investment Grant Fund (Appropriated)	79.4	79.7	-	79.7
DE2066	Special Administration Fund (Appropriated)	487.5	486.2	-	486.2
DE2335	Spinal and Head Injuries Trust Fund (Appropriated)	8.6	8.5	-	8.5
Appropriated Funds Total:		5,782.2	5,884.0	-	5,884.0

Non-Appropriated Funds

DE2000	Federal Grants Fund (Non-Appropriated)	16,271.6	16,271.6	-	16,271.6
DE2985	American Rescue Plan Act (Non-Appropriated)	51.8	-	-	-
Non-Appropriated Funds Total:		16,323.4	16,271.6	-	16,271.6
Fund Source Total:		22,105.6	22,155.6	-	22,155.6

Professional & Outside Services

Professional and Outside Services	-	6,020.3	-	6,020.3
External Legal Services	10.2	-	-	-
Temporary Agency Services	2,703.6	-	-	-
Other Medical Services	36.7	-	-	-
Education & Training	44.8	-	-	-
Professional & Outside Services Excluded from Cost Allocation	6.9	-	-	-
Other Professional & Outside Services	3,148.0	-	-	-
Expenditure Category Total:	5,950.3	6,020.3	-	6,020.3

Fund Source

Program Expenditure Schedule

Agency: Department of Economic Security

		FY 2023 Actuals	FY 2024 Expenditure Plan	FY 2025 Funding Issue	FY 2025 Total Request
Program: DEA-1-0 Administration					
Sub Program: DEA-1-1 Administration					
Appropriated Funds					
AA1000	General Fund (Appropriated)	1,880.3	1,925.1	-	1,925.1
DE2007	Temporary Assistance for Needy Families (TANF) Fund (Appropriated)	307.3	307.3	-	307.3
DE2008	Child Care and Development Fund (Appropriated)	110.7	111.0	-	111.0
DE2010	Workforce Investment Grant Fund (Appropriated)	46.3	46.3	-	46.3
DE2066	Special Administration Fund (Appropriated)	125.4	125.1	-	125.1
DE2335	Spinal and Head Injuries Trust Fund (Appropriated)	2.1	2.0	-	2.0
Appropriated Funds Total:		2,472.2	2,516.8	-	2,516.8
Non-Appropriated Funds					
DE2000	Federal Grants Fund (Non-Appropriated)	2,674.2	2,674.2	-	2,674.2
DE2985	American Rescue Plan Act (Non-Appropriated)	14.1	-	-	-
DE3193	Revenue From State or Local Agency Fund (Non-Appropriated)	789.8	829.3	-	829.3
Non-Appropriated Funds Total:		3,478.1	3,503.5	-	3,503.5
Fund Source Total:		5,950.3	6,020.3	-	6,020.3

Travel In-State

Travel In-State	-	33.9	-	33.9	
Mileage - Private Vehicle	5.1	-	-	-	
Lodging	23.3	-	-	-	
Meals with Overnight Stay	3.8	-	-	-	
Meals without Overnight Stay	1.2	-	-	-	
Travel In-State Excluded from Cost Allocation	0.0	-	-	-	
Other Miscellaneous In- State Travel	0.1	-	-	-	
Expenditure Category Total:		33.6	33.9	-	33.9

Fund Source

Appropriated Funds					
AA1000	General Fund (Appropriated)	6.8	7.0	-	7.0
DE2007	Temporary Assistance for Needy Families (TANF) Fund (Appropriated)	1.4	1.4	-	1.4

Program Expenditure Schedule

Agency: Department of Economic Security

		FY 2023 Actuals	FY 2024 Expenditure Plan	FY 2025 Funding Issue	FY 2025 Total Request
Program: DEA-1-0 Administration					
Sub Program: DEA-1-1 Administration					
DE2008	Child Care and Development Fund (Appropriated)	1.0	1.0	-	1.0
DE2010	Workforce Investment Grant Fund (Appropriated)	0.2	0.2	-	0.2
DE2066	Special Administration Fund (Appropriated)	1.1	1.1	-	1.1
DE2335	Spinal and Head Injuries Trust Fund (Appropriated)	0.0	-	-	-
Appropriated Funds Total:		10.4	10.7	-	10.7
Non-Appropriated Funds					
DE2000	Federal Grants Fund (Non-Appropriated)	23.2	23.2	-	23.2
DE2985	American Rescue Plan Act (Non-Appropriated)	0.0	-	-	-
Non-Appropriated Funds Total:		23.2	23.2	-	23.2
Fund Source Total:		33.6	33.9	-	33.9

Travel Out-Of-State

Travel Out of State	-	350.0	-	350.0	
Airfare and Other Common Carrier Charges	112.1	-	-	-	
Car Rental Out-of-State	0.6	-	-	-	
Lodging Out-of-State	181.6	-	-	-	
Meals with Overnight Stay	18.5	-	-	-	
Travel Out-of-State Excluded from Cost Allocation	2.2	-	-	-	
Other Miscellaneous Out-of- State Travel	34.2	-	-	-	
Expenditure Category Total:		349.2	350.0	-	350.0

Fund Source

Appropriated Funds					
AA1000	General Fund (Appropriated)	43.2	44.2	-	44.2
DE2007	Temporary Assistance for Needy Families (TANF) Fund (Appropriated)	8.6	8.6	-	8.6
DE2008	Child Care and Development Fund (Appropriated)	15.6	15.6	-	15.6
DE2010	Workforce Investment Grant Fund (Appropriated)	8.1	8.2	-	8.2
DE2066	Special Administration Fund (Appropriated)	3.3	3.2	-	3.2

Program Expenditure Schedule

Agency: Department of Economic Security

		FY 2023 Actuals	FY 2024 Expenditure Plan	FY 2025 Funding Issue	FY 2025 Total Request
Program: DEA-1-0 Administration					
Sub Program: DEA-1-1 Administration					
DE2335	Spinal and Head Injuries Trust Fund (Appropriated)	0.2	0.2	-	0.2
	Appropriated Funds Total:	79.0	80.0	-	80.0
Non-Appropriated Funds					
DE2000	Federal Grants Fund (Non-Appropriated)	270.0	270.0	-	270.0
DE2985	American Rescue Plan Act (Non-Appropriated)	0.2	-	-	-
	Non-Appropriated Funds Total:	270.2	270.0	-	270.0
	Fund Source Total:	349.2	350.0	-	350.0

Aid To Organizations & Individuals

Aid to Organizations and Individuals	-	14,500.1	-	14,500.1	
Aid to Other Governments	12,604.0	-	-	-	
Aid to Other Organizations	-	-	-	-	
Direct Public Assistance	1,831.7	-	-	-	
Amounts Paid Directly to Service Providers contracted by the State to Provide Aid on behalf of Individuals	0.1	-	-	-	
	Expenditure Category Total:	14,435.8	14,500.1	-	14,500.1

Fund Source

Appropriated Funds					
AA1000	General Fund (Appropriated)	0.1	0.1	-	0.1
	Appropriated Funds Total:	0.1	0.1	-	0.1
Non-Appropriated Funds					
DE2000	Federal Grants Fund (Non-Appropriated)	12,604.0	12,604.0	-	12,604.0
DE2985	American Rescue Plan Act (Non-Appropriated)	26.0	-	-	-
DE3193	Revenue From State or Local Agency Fund (Non-Appropriated)	1,805.7	1,896.0	-	1,896.0
	Non-Appropriated Funds Total:	14,435.8	14,500.0	-	14,500.0
	Fund Source Total:	14,435.8	14,500.1	-	14,500.1

Other Operating Expenditures

Other Operating Expenses	-	51,412.2	-	51,412.2
--------------------------	---	----------	---	----------

Program Expenditure Schedule

Agency:	Department of Economic Security
----------------	--

	FY 2023 Actuals	FY 2024 Expenditure Plan	FY 2025 Funding Issue	FY 2025 Total Request
Program: DEA-1-0 Administration				
Sub Program: DEA-1-1 Administration				

Other Operating Expenditures Excluded from Cost Allocation	1,725.0	-	-	-
Risk Management Charges to State Agencies	1,222.6	-	-	-
External Programming and System Development Costs	2,140.2	-	-	-
Charges Imposed Related to AFIS.	1,606.5	-	-	-
External Telecommunications Charges	861.8	-	-	-
Electricity	668.9	-	-	-
Sanitation Waste Disposal	37.2	-	-	-
Water	48.2	-	-	-
Gas & Fuel Oil for Buildings	59.5	-	-	-
Building Rent Charges to State Agencies	2,387.8	-	-	-
Rental of Land & Buildings	12,904.4	-	-	-
Rental of Other Machinery & Equipment	0.3	-	-	-
Miscellaneous Rent	117.0	-	-	-
Late Charges on Overdue Payments	0.3	-	-	-
Repair & Maintenance - Buildings	674.3	-	-	-
Repair & Maintenance - Vehicles	115.4	-	-	-
Repair & Maintenance - Computer Equipment	224.0	-	-	-
Repair & Maintenance - Other Equipment	3.3	-	-	-
Repair & Maintenance - Other	1,529.3	-	-	-
Software Support, Maintenance Short-term Licensing	10,305.4	-	-	-
Uniforms	2.6	-	-	-
Office Supplies	205.8	-	-	-
Computer Supplies	43.6	-	-	-
Housekeeping Supplies	47.0	-	-	-
Medical and Dental Supplies	18.2	-	-	-
Automotive and Transportation Fuels	49.9	-	-	-
Repair & Maintenance Supplies - Neither Automotive Nor Related to Buildings	0.0	-	-	-
Repair & Maintenance Supplies - Related to Buildings	0.0	-	-	-
Other Operating Supplies	43.1	-	-	-

Program Expenditure Schedule

Agency: Department of Economic Security

	FY 2023 Actuals	FY 2024 Expenditure Plan	FY 2025 Funding Issue	FY 2025 Total Request
Program: DEA-1-0 Administration				
Sub Program: DEA-1-1 Administration				

Employee Tuition Reimbursement	35.8	-	-	-
Conference Registration / Attendance Fees	28.7	-	-	-
Other Education & Training Costs	9.6	-	-	-
Advertising	7.7	-	-	-
Sponsorships	4.0	-	-	-
External Printing	1,444.4	-	-	-
Postage & Delivery	491.0	-	-	-
Document Shredding and Destruction Services	25.3	-	-	-
Translation and sign language services	7.2	-	-	-
Awards	11.5	-	-	-
Entertainment & Promotional Items	3.5	-	-	-
Dues	68.8	-	-	-
Books, Subscriptions & Publications	55.2	-	-	-
Security Services	1,882.6	-	-	-
Settlements – Payments Made to Resolve Disputes and/ or Avoid the Costs of Litigation	24.6	-	-	-
Fingerprinting, Background Checks, Etc.	5.0	-	-	-
Other Miscellaneous Operating	8,679.5	-	-	-
Expenditure Category Total:	49,826.0	51,412.2	-	51,412.2

Fund Source

Appropriated Funds

AA1000	General Fund (Appropriated)	11,456.3	11,728.7	-	11,728.7
DE1030	Statewide Cost Allocation Plan Fund (Appropriated)	-	1,000.0	-	1,000.0
DE2007	Temporary Assistance for Needy Families (TANF) Fund (Appropriated)	1,441.8	1,441.8	-	1,441.8
DE2008	Child Care and Development Fund (Appropriated)	170.4	170.6	-	170.6
DE2010	Workforce Investment Grant Fund (Appropriated)	26.8	26.9	-	26.9
DE2066	Special Administration Fund (Appropriated)	185.8	185.3	-	185.3
DE2217	Public Assistance Collections Fund (Appropriated)	-	339.1	-	339.1

Program Expenditure Schedule

Agency: Department of Economic Security

		FY 2023 Actuals	FY 2024 Expenditure Plan	FY 2025 Funding Issue	FY 2025 Total Request
Program: DEA-1-0 Administration					
Sub Program: DEA-1-1 Administration					
DE2335	Spinal and Head Injuries Trust Fund (Appropriated)	10.7	10.6	-	10.6
Appropriated Funds Total:		13,291.7	14,903.0	-	14,903.0
Non-Appropriated Funds					
DE2000	Federal Grants Fund (Non-Appropriated)	36,509.3	36,509.2	-	36,509.2
DE2985	American Rescue Plan Act (Non-Appropriated)	25.0	-	-	-
Non-Appropriated Funds Total:		36,534.3	36,509.2	-	36,509.2
Fund Source Total:		49,826.0	51,412.2	-	51,412.2

Capital Equipment

Capital Equipment	-	829.1	-	829.1
Vehicles – Capital Purchase	188.5	-	-	-
Computer Equipment - Capitalized Purchase	393.6	-	-	-
Other Equipment - Capital Purchase	132.7	-	-	-
Other Capital Asset Purchases	113.0	-	-	-
Expenditure Category Total:	827.9	829.1	-	829.1

Fund Source

Appropriated Funds					
AA1000	General Fund (Appropriated)	83.6	85.6	-	85.6
DE2007	Temporary Assistance for Needy Families (TANF) Fund (Appropriated)	14.9	14.9	-	14.9
DE2008	Child Care and Development Fund (Appropriated)	8.6	8.6	-	8.6
DE2010	Workforce Investment Grant Fund (Appropriated)	2.5	2.6	-	2.6
DE2066	Special Administration Fund (Appropriated)	2.4	2.4	-	2.4
DE2335	Spinal and Head Injuries Trust Fund (Appropriated)	0.1	0.1	-	0.1
Appropriated Funds Total:		112.2	114.2	-	114.2
Non-Appropriated Funds					
DE2000	Federal Grants Fund (Non-Appropriated)	714.9	714.9	-	714.9
DE2985	American Rescue Plan Act (Non-Appropriated)	0.8	-	-	-
Non-Appropriated Funds Total:		715.7	714.9	-	714.9

Program Expenditure Schedule

Agency: Department of Economic Security

	FY 2023 Actuals	FY 2024 Expenditure Plan	FY 2025 Funding Issue	FY 2025 Total Request
--	--------------------	--------------------------------	-----------------------------	-----------------------------

Program: DEA-1-0 Administration

Sub Program: DEA-1-1 Administration

Fund Source Total:	827.9	829.1	-	829.1
---------------------------	-------	-------	---	-------

Non-Capital Equipment

Non-Capital Resources	-	5,811.4	-	5,811.4
Furniture - Non-Capital Purchase	118.5	-	-	-
Computer Equipment – Non- Capitalized Purchases	1,976.2	-	-	-
Telecommunications Equipment - Non-Capital Purchase	30.0	-	-	-
Other Equipment - Non- Capital Purchase	115.7	-	-	-
Other Equipment - Non- Capital Leases	24.6	-	-	-
Purchased or licensed software / website	3,507.8	-	-	-
Non-Capital Equipment Excluded from Cost Allocation	25.2	-	-	-
Expenditure Category Total:	5,797.8	5,811.4	-	5,811.4

Fund Source

Appropriated Funds

AA1000	General Fund (Appropriated)	785.7	804.3	-	804.3
DE2007	Temporary Assistance for Needy Families (TANF) Fund (Appropriated)	125.6	125.6	-	125.6
DE2008	Child Care and Development Fund (Appropriated)	52.1	52.1	-	52.1
DE2010	Workforce Investment Grant Fund (Appropriated)	15.5	15.6	-	15.6
DE2066	Special Administration Fund (Appropriated)	30.3	30.2	-	30.2
DE2335	Spinal and Head Injuries Trust Fund (Appropriated)	0.7	0.7	-	0.7
Appropriated Funds Total:		1,009.8	1,028.5	-	1,028.5

Non-Appropriated Funds

DE2000	Federal Grants Fund (Non-Appropriated)	4,782.9	4,782.9	-	4,782.9
DE2985	American Rescue Plan Act (Non-Appropriated)	5.0	-	-	-
Non-Appropriated Funds Total:		4,788.0	4,782.9	-	4,782.9
Fund Source Total:		5,797.8	5,811.4	-	5,811.4

Program Expenditure Schedule

Agency: Department of Economic Security

	FY 2023 Actuals	FY 2024 Expenditure Plan	FY 2025 Funding Issue	FY 2025 Total Request
--	--------------------	--------------------------------	-----------------------------	-----------------------------

Program: DEA-1-0 Administration

Sub Program: DEA-1-1 Administration

Sub Program: DEA-1-2 SLI Attorney General Legal Services

FTE

FTE	179.5	179.5	-	179.5
Expenditure Category Total:	-	-	-	-

Fund Source

Appropriated Funds

AA1000	General Fund (Appropriated)	14.3	14.3	-	14.3
DE2007	Temporary Assistance for Needy Families (TANF) Fund (Appropriated)	2.4	2.4	-	2.4
DE2008	Child Care and Development Fund (Appropriated)	0.1	0.1	-	0.1
DE2010	Workforce Investment Grant Fund (Appropriated)	-	-	-	-
DE2091	Child Support Enforcement Administration Fund (Appropriated)	138.1	138.1	-	138.1
DE2335	Spinal and Head Injuries Trust Fund (Appropriated)	1.2	1.2	-	1.2
Appropriated Funds Total:		156.1	156.1	-	156.1

Non-Appropriated Funds

DE2000	Federal Grants Fund (Non-Appropriated)	23.4	23.4	-	23.4
Non-Appropriated Funds Total:		23.4	23.4	-	23.4
Fund Source Total:		179.5	179.5	-	179.5

Personal Services

Personal Services	8,558.9	8,629.1	-	8,629.1
Expenditure Category Total:	8,558.9	8,629.1	-	8,629.1

Fund Source

Appropriated Funds

AA1000	General Fund (Appropriated)	789.9	879.7	-	879.7
DE2007	Temporary Assistance for Needy Families (TANF) Fund (Appropriated)	68.5	68.5	-	68.5
DE2008	Child Care and Development Fund (Appropriated)	13.1	14.9	-	14.9
DE2010	Workforce Investment Grant Fund (Appropriated)	11.8	6.6	-	6.6

Program Expenditure Schedule

Agency: Department of Economic Security

		FY 2023 Actuals	FY 2024 Expenditure Plan	FY 2025 Funding Issue	FY 2025 Total Request
Program: DEA-1-0 Administration					
Sub Program: DEA-1-2 SLI Attorney General Legal Services					
DE2066	Special Administration Fund (Appropriated)	1.5	1.7	-	1.7
DE2091	Child Support Enforcement Administration Fund (Appropriated)	1,662.1	1,662.1	-	1,662.1
DE2335	Spinal and Head Injuries Trust Fund (Appropriated)	1.3	1.4	-	1.4
	Appropriated Funds Total:	2,548.2	2,634.9	-	2,634.9
Non-Appropriated Funds					
DE2000	Federal Grants Fund (Non-Appropriated)	1,895.6	1,895.6	-	1,895.6
DE2091	Child Support Enforcement Administration Fund (Non-Appropriated)	4,114.6	4,098.6	-	4,098.6
DE2985	American Rescue Plan Act (Non-Appropriated)	0.5	-	-	-
	Non-Appropriated Funds Total:	6,010.7	5,994.2	-	5,994.2
	Fund Source Total:	8,558.9	8,629.1	-	8,629.1

Employee Related Expenditures

Employee Related Expenses	-	3,123.4	-	3,123.4	
FICA Taxes	487.4	-	-	-	
Medical Insurance	1,030.4	-	-	-	
Basic Life	0.6	-	-	-	
Long-Term Disability (ASRS)	9.0	-	-	-	
Unemployment Compensation & Other State' Taxes	1.3	-	-	-	
Dental Insurance	7.5	-	-	-	
Workers' Compensation	20.7	-	-	-	
Arizona State Retirement System	770.0	-	-	-	
Alternate Retirement Contributions – Reemployed Retirees	3.3	-	-	-	
Personnel Board Pro-Rata Charges	58.2	-	-	-	
Information Technology Pro Rata Charge	38.7	-	-	-	
Accumulated Sick Leave Fund Charge	27.0	-	-	-	
ERE Excluded from Cost Allocation	575.0	-	-	-	
Other Employee Related Expenditures	72.7	-	-	-	
	Expenditure Category Total:	3,101.6	3,123.4	-	3,123.4

Fund Source

Program Expenditure Schedule

Agency: Department of Economic Security

	FY 2023 Actuals	FY 2024 Expenditure Plan	FY 2025 Funding Issue	FY 2025 Total Request
--	--------------------	--------------------------------	-----------------------------	-----------------------------

Program: DEA-1-0 Administration

Sub Program: DEA-1-2 SLI Attorney General Legal Services

Appropriated Funds

AA1000	General Fund (Appropriated)	255.5	284.5	-	284.5
DE2007	Temporary Assistance for Needy Families (TANF) Fund (Appropriated)	21.0	21.0	-	21.0
DE2008	Child Care and Development Fund (Appropriated)	4.8	5.5	-	5.5
DE2010	Workforce Investment Grant Fund (Appropriated)	3.7	2.1	-	2.1
DE2066	Special Administration Fund (Appropriated)	0.5	0.6	-	0.6
DE2091	Child Support Enforcement Administration Fund (Appropriated)	647.9	647.9	-	647.9
DE2335	Spinal and Head Injuries Trust Fund (Appropriated)	0.4	0.4	-	0.4
Appropriated Funds Total:		933.9	962.0	-	962.0

Non-Appropriated Funds

DE2000	Federal Grants Fund (Non-Appropriated)	607.2	607.2	-	607.2
DE2091	Child Support Enforcement Administration Fund (Non-Appropriated)	1,560.3	1,554.2	-	1,554.2
DE2985	American Rescue Plan Act (Non-Appropriated)	0.2	-	-	-
Non-Appropriated Funds Total:		2,167.7	2,161.4	-	2,161.4
Fund Source Total:		3,101.6	3,123.4	-	3,123.4

Professional & Outside Services

	Professional and Outside Services	-	852.2	-	852.2
	External Legal Services	3.0	-	-	-
	Professional & Outside Services Excluded from Cost Allocation	-	-	-	-
	Other Professional & Outside Services	848.0	-	-	-
Expenditure Category Total:		851.0	852.2	-	852.2

Fund Source

Appropriated Funds

AA1000	General Fund (Appropriated)	47.8	53.3	-	53.3
DE2007	Temporary Assistance for Needy Families (TANF) Fund (Appropriated)	13.0	13.0	-	13.0
DE2010	Workforce Investment Grant Fund (Appropriated)	3.8	2.1	-	2.1

Program Expenditure Schedule

Agency: Department of Economic Security

		FY 2023 Actuals	FY 2024 Expenditure Plan	FY 2025 Funding Issue	FY 2025 Total Request
Program: DEA-1-0 Administration					
Sub Program: DEA-1-2 SLI Attorney General Legal Services					
DE2066	Special Administration Fund (Appropriated)	3.1	3.5	-	3.5
DE2091	Child Support Enforcement Administration Fund (Appropriated)	198.8	198.8	-	198.8
DE2335	Spinal and Head Injuries Trust Fund (Appropriated)	0.2	0.2	-	0.2
	Appropriated Funds Total:	266.6	270.9	-	270.9
Non-Appropriated Funds					
DE2000	Federal Grants Fund (Non-Appropriated)	188.4	188.4	-	188.4
DE2091	Child Support Enforcement Administration Fund (Non-Appropriated)	394.5	392.9	-	392.9
DE2985	American Rescue Plan Act (Non-Appropriated)	1.5	-	-	-
	Non-Appropriated Funds Total:	584.4	581.3	-	581.3
	Fund Source Total:	851.0	852.2	-	852.2

Travel In-State

	Travel In-State	-	6.2	-	6.2
	Mileage - Private Vehicle	1.6	-	-	-
	Lodging	3.4	-	-	-
	Meals with Overnight Stay	0.9	-	-	-
	Meals without Overnight Stay	0.1	-	-	-
	Other Miscellaneous In- State Travel	0.2	-	-	-
	Expenditure Category Total:	6.2	6.2	-	6.2

Fund Source

Appropriated Funds

AA1000	General Fund (Appropriated)	0.0	-	-	-
DE2007	Temporary Assistance for Needy Families (TANF) Fund (Appropriated)	0.0	-	-	-
DE2008	Child Care and Development Fund (Appropriated)	0.0	-	-	-
DE2010	Workforce Investment Grant Fund (Appropriated)	0.0	-	-	-
DE2091	Child Support Enforcement Administration Fund (Appropriated)	2.1	2.1	-	2.1
DE2335	Spinal and Head Injuries Trust Fund (Appropriated)	0.0	-	-	-

Program Expenditure Schedule

Agency: Department of Economic Security

	FY 2023 Actuals	FY 2024 Expenditure Plan	FY 2025 Funding Issue	FY 2025 Total Request
Program: DEA-1-0 Administration				
Sub Program: DEA-1-2 SLI Attorney General Legal Services				
Appropriated Funds Total:	2.1	2.1	-	2.1
Non-Appropriated Funds				
DE2000 Federal Grants Fund (Non-Appropriated)	0.0	-	-	-
DE2091 Child Support Enforcement Administration Fund (Non-Appropriated)	4.1	4.1	-	4.1
Non-Appropriated Funds Total:	4.1	4.1	-	4.1
Fund Source Total:	6.2	6.2	-	6.2

Other Operating Expenditures

Other Operating Expenses	-	311.6	-	311.6
Other Operating Expenditures Excluded from Cost Allocation	12.4	-	-	-
Other Insurance-Related Charges	0.3	-	-	-
External Telecommunications Charges	19.1	-	-	-
Repair & Maintenance - Vehicles	8.6	-	-	-
Repair & Maintenance - Other	29.9	-	-	-
Office Supplies	40.7	-	-	-
Computer Supplies	0.9	-	-	-
Automotive and Transportation Fuels	2.5	-	-	-
Repair & Maintenance Supplies - Related to Buildings	-	-	-	-
Conference Registration / Attendance Fees	0.7	-	-	-
Advertising	0.4	-	-	-
Postage & Delivery	13.7	-	-	-
Translation and sign language services	-	-	-	-
Awards	0.3	-	-	-
Dues	17.5	-	-	-
Books, Subscriptions & Publications	40.0	-	-	-
Other Miscellaneous Operating	18.8	-	-	-
Expenditure Category Total:	205.8	311.6	-	311.6

Fund Source

Appropriated Funds

AA1000 General Fund (Appropriated)	31.4	34.9	-	34.9
------------------------------------	------	------	---	------

Program Expenditure Schedule

Agency: Department of Economic Security

		FY 2023 Actuals	FY 2024 Expenditure Plan	FY 2025 Funding Issue	FY 2025 Total Request
Program: DEA-1-0 Administration					
Sub Program: DEA-1-2 SLI Attorney General Legal Services					
DE2007	Temporary Assistance for Needy Families (TANF) Fund (Appropriated)	3.7	3.7	-	3.7
DE2008	Child Care and Development Fund (Appropriated)	-	-	-	-
DE2010	Workforce Investment Grant Fund (Appropriated)	0.6	0.4	-	0.4
DE2066	Special Administration Fund (Appropriated)	0.1	0.1	-	0.1
DE2091	Child Support Enforcement Administration Fund (Appropriated)	35.9	35.9	-	35.9
DE2217	Public Assistance Collections Fund (Appropriated)	-	102.7	-	102.7
DE2335	Spinal and Head Injuries Trust Fund (Appropriated)	0.1	0.1	-	0.1
Appropriated Funds Total:		71.7	177.8	-	177.8
Non-Appropriated Funds					
DE2000	Federal Grants Fund (Non-Appropriated)	53.9	53.9	-	53.9
DE2091	Child Support Enforcement Administration Fund (Non-Appropriated)	80.2	79.9	-	79.9
DE2985	American Rescue Plan Act (Non-Appropriated)	0.0	-	-	-
Non-Appropriated Funds Total:		134.1	133.8	-	133.8
Fund Source Total:		205.8	311.6	-	311.6

Non-Capital Equipment

Non-Capital Resources	-	84.3	-	84.3
Furniture - Non-Capital Purchase	4.4	-	-	-
Computer Equipment – Non- Capitalized Purchases	80.1	-	-	-
Non-Capital Equipment Excluded from Cost Allocation	-	-	-	-
Expenditure Category Total:	84.4	84.3	-	84.3

Fund Source

Appropriated Funds					
AA1000	General Fund (Appropriated)	0.8	0.9	-	0.9
DE2007	Temporary Assistance for Needy Families (TANF) Fund (Appropriated)	0.2	0.2	-	0.2

Program Expenditure Schedule

Agency: Department of Economic Security

		FY 2023 Actuals	FY 2024 Expenditure Plan	FY 2025 Funding Issue	FY 2025 Total Request
Program: DEA-1-0 Administration					
Sub Program: DEA-1-2 SLI Attorney General Legal Services					
DE2008	Child Care and Development Fund (Appropriated)	0.1	0.1	-	0.1
DE2010	Workforce Investment Grant Fund (Appropriated)	0.0	-	-	-
DE2091	Child Support Enforcement Administration Fund (Appropriated)	26.9	26.9	-	26.9
DE2335	Spinal and Head Injuries Trust Fund (Appropriated)	0.0	-	-	-
Appropriated Funds Total:		28.1	28.1	-	28.1
Non-Appropriated Funds					
DE2000	Federal Grants Fund (Non-Appropriated)	3.1	3.1	-	3.1
DE2091	Child Support Enforcement Administration Fund (Non-Appropriated)	53.3	53.1	-	53.1
Non-Appropriated Funds Total:		56.4	56.2	-	56.2
Fund Source Total:		84.4	84.3	-	84.3

Cost Allocation & Indirect Costs

Cost Allocation	-	-	-	-
Expenditure Category Total:	-	-	-	-

Fund Source

Appropriated Funds					
AA1000	General Fund (Appropriated)	-	-	-	-
DE2007	Temporary Assistance for Needy Families (TANF) Fund (Appropriated)	-	-	-	-
DE2008	Child Care and Development Fund (Appropriated)	-	-	-	-
DE2010	Workforce Investment Grant Fund (Appropriated)	-	-	-	-
DE2066	Special Administration Fund (Appropriated)	-	-	-	-
DE2335	Spinal and Head Injuries Trust Fund (Appropriated)	-	-	-	-
Appropriated Funds Total:		-	-	-	-
Non-Appropriated Funds					
DE2000	Federal Grants Fund (Non-Appropriated)	-	-	-	-
Non-Appropriated Funds Total:		-	-	-	-
Fund Source Total:		-	-	-	-

Program Expenditure Schedule

Agency: Department of Economic Security

	FY 2023 Actuals	FY 2024 Expenditure Plan	FY 2025 Funding Issue	FY 2025 Total Request
--	--------------------	--------------------------------	-----------------------------	-----------------------------

Program: DEA-1-0 Administration

Sub Program: DEA-1-2 SLI Attorney General Legal Services

Transfers-Out

Transfers Out – Not Subject to Cost Allocation	-	-	-	-
Expenditure Category Total:	-	-	-	-

Fund Source

Appropriated Funds

AA1000 General Fund (Appropriated)	-	-	-	-
DE2007 Temporary Assistance for Needy Families (TANF) Fund (Appropriated)	-	-	-	-
DE2008 Child Care and Development Fund (Appropriated)	-	-	-	-
DE2010 Workforce Investment Grant Fund (Appropriated)	-	-	-	-
DE2066 Special Administration Fund (Appropriated)	-	-	-	-
DE2091 Child Support Enforcement Administration Fund (Appropriated)	-	-	-	-
DE2335 Spinal and Head Injuries Trust Fund (Appropriated)	-	-	-	-
Appropriated Funds Total:	-	-	-	-

Non-Appropriated Funds

DE2000 Federal Grants Fund (Non-Appropriated)	-	-	-	-
Non-Appropriated Funds Total:	-	-	-	-
Fund Source Total:	-	-	-	-

Sub Program: DEA-1-4 Governor's Council on Developmental Disabilities

FTE

FTE	6.0	6.0	-	6.0
Expenditure Category Total:	-	-	-	-

Fund Source

Non-Appropriated Funds

DE2000 Federal Grants Fund (Non-Appropriated)	6.0	6.0	-	6.0
Non-Appropriated Funds Total:	6.0	6.0	-	6.0

Program Expenditure Schedule

Agency: Department of Economic Security

	FY 2023 Actuals	FY 2024 Expenditure Plan	FY 2025 Funding Issue	FY 2025 Total Request
--	--------------------	--------------------------------	-----------------------------	-----------------------------

Program: DEA-1-0 Administration

Sub Program: DEA-1-4 Governor's Council on Developmental Disabilities

Fund Source Total:	6.0	6.0	-	6.0
---------------------------	-----	-----	---	-----

Personal Services

Personal Services	445.2	454.1	-	454.1
Expenditure Category Total:	445.2	454.1	-	454.1

Fund Source

Non-Appropriated Funds

DE2000 Federal Grants Fund (Non-Appropriated)	445.2	454.1	-	454.1
Non-Appropriated Funds Total:	445.2	454.1	-	454.1
Fund Source Total:	445.2	454.1	-	454.1

Employee Related Expenditures

FICA Taxes	32.0	32.7	-	32.7
Medical Insurance	92.9	94.8	-	94.8
Basic Life	0.0	-	-	-
Long-Term Disability (ASRS)	0.5	0.5	-	0.5
Dental Insurance	0.7	0.7	-	0.7
Workers' Compensation	2.9	2.9	-	2.9
Arizona State Retirement System	45.8	46.7	-	46.7
Alternate Retirement Contributions – Reemployed Retirees	6.2	6.4	-	6.4
Personnel Board Pro-Rata Charges	3.8	3.9	-	3.9
Information Technology Pro Rata Charge	2.5	2.6	-	2.6
Accumulated Sick Leave Fund Charge	1.8	1.8	-	1.8
Expenditure Category Total:	189.3	193.0	-	193.0

Fund Source

Non-Appropriated Funds

DE2000 Federal Grants Fund (Non-Appropriated)	189.3	193.0	-	193.0
Non-Appropriated Funds Total:	189.3	193.0	-	193.0
Fund Source Total:	189.3	193.0	-	193.0

Professional & Outside Services

Temporary Agency Services	55.0	56.1	-	56.1
---------------------------	------	------	---	------

Program Expenditure Schedule

Agency: Department of Economic Security

	FY 2023 Actuals	FY 2024 Expenditure Plan	FY 2025 Funding Issue	FY 2025 Total Request
--	--------------------	--------------------------------	-----------------------------	-----------------------------

Program: DEA-1-0 Administration

Sub Program: DEA-1-4 Governor's Council on Developmental Disabilities

Expenditure Category Total:	55.0	56.1	-	56.1
------------------------------------	------	------	---	------

Fund Source

Non-Appropriated Funds

DE2000 Federal Grants Fund (Non-Appropriated)	55.0	56.1	-	56.1
Non-Appropriated Funds Total:	55.0	56.1	-	56.1
Fund Source Total:	55.0	56.1	-	56.1

Travel In-State

Mileage - Private Vehicle	1.2	1.2	-	1.2
Other Miscellaneous In- State Travel	0.3	0.3	-	0.3
Expenditure Category Total:	1.5	1.5	-	1.5

Fund Source

Non-Appropriated Funds

DE2000 Federal Grants Fund (Non-Appropriated)	1.5	1.5	-	1.5
Non-Appropriated Funds Total:	1.5	1.5	-	1.5
Fund Source Total:	1.5	1.5	-	1.5

Aid To Organizations & Individuals

Aid to Public Primary and Secondary Schools and School Districts.	54.1	55.2	-	55.2
Aid to Other Organizations	290.3	296.1	-	296.1
Aid for Education & Training Services	402.9	411.0	-	411.0
Amounts Paid Directly to Service Providers contracted by the State to Provide Aid on behalf of Individuals	15.0	15.3	-	15.3
Expenditure Category Total:	762.3	777.6	-	777.6

Fund Source

Non-Appropriated Funds

DE2000 Federal Grants Fund (Non-Appropriated)	762.3	777.6	-	777.6
Non-Appropriated Funds Total:	762.3	777.6	-	777.6
Fund Source Total:	762.3	777.6	-	777.6

Other Operating Expenditures

Program Expenditure Schedule

Agency: Department of Economic Security

	FY 2023 Actuals	FY 2024 Expenditure Plan	FY 2025 Funding Issue	FY 2025 Total Request
Program: DEA-1-0 Administration				
Sub Program: DEA-1-4 Governor's Council on Developmental Disabilities				

External Telecommunications Charges	18.0	18.3	-	18.3
Miscellaneous Rent	4.9	5.0	-	5.0
Repair & Maintenance - Vehicles	1.9	1.9	-	1.9
Repair & Maintenance - Other	4.1	4.2	-	4.2
Software Support, Maintenance Short-term Licensing	6.4	6.6	-	6.6
Office Supplies	1.9	2.0	-	2.0
Other Operating Supplies	5.4	5.5	-	5.5
Conference Registration / Attendance Fees	0.7	0.7	-	0.7
Postage & Delivery	1.2	1.2	-	1.2
Translation and sign language services	21.3	21.8	-	21.8
Dues	29.3	29.9	-	29.9
Books, Subscriptions & Publications	0.5	0.5	-	0.5
Other Miscellaneous Operating	14.2	14.5	-	14.5
Expenditure Category Total:	109.8	112.1	-	112.1

Fund Source

Non-Appropriated Funds

DE2000 Federal Grants Fund (Non-Appropriated)	109.8	112.1	-	112.1
Non-Appropriated Funds Total:	109.8	112.1	-	112.1
Fund Source Total:	109.8	112.1	-	112.1

Non-Capital Equipment

Computer Equipment – Non-Capitalized Purchases	0.7	0.8	-	0.8
Expenditure Category Total:	0.7	0.8	-	0.8

Fund Source

Non-Appropriated Funds

DE2000 Federal Grants Fund (Non-Appropriated)	0.7	0.8	-	0.8
Non-Appropriated Funds Total:	0.7	0.8	-	0.8
Fund Source Total:	0.7	0.8	-	0.8

Program Expenditure Schedule

Agency: Department of Economic Security

FY 2023 Actuals	FY 2024 Expenditure Plan	FY 2025 Funding Issue	FY 2025 Total Request
--------------------	--------------------------------	-----------------------------	-----------------------------

Program: DEA-1-0 Administration

**Program Budget Unit Summary of Expenditure and Budget Request
for All Funds**

Agency: Department of Economic Security

			FY 2024	FY 2025 Funding	FY 2025
		FY 2023 Actuals	Expenditure Plan	Issue	Total Request
Program:	DEA-1-0 Administration				
Sub Program:	DEA-1-2 SLI Attorney General Legal Services				

Expenditure Categories

FTE		179.5	179.5	-	179.5
Personal Services		8,558.9	8,629.1	-	8,629.1
Employee Related Expenditures		3,101.6	3,123.4	-	3,123.4
Subtotal Personal Services and ERE		11,660.5	11,752.5	-	11,752.5
Professional & Outside Services		851.0	852.2	-	852.2
Travel In-State		6.2	6.2	-	6.2
Travel Out-Of-State		-	-	-	-
Food		-	-	-	-
Aid To Organizations & Individuals		-	-	-	-
Other Operating Expenditures		205.8	311.6	-	311.6
Capital Outlay		-	-	-	-
Capital Equipment		-	-	-	-
Non-Capital Equipment		84.4	84.3	-	84.3
Cost Allocation & Indirect Costs		-	-	-	-
Transfers-Out		-	-	-	-
Expenditure Categories Total:		12,808.0	13,006.8	-	13,006.8

Fund Source

Appropriated Funds					
General Fund (Appropriated)		1,125.4	1,253.3	-	1,253.3
Temporary Assistance for Needy Families (TANF) Fund (Appropriated)		106.4	106.4	-	106.4
Child Care and Development Fund (Appropriated)		18.0	20.5	-	20.5
Workforce Investment Grant Fund (Appropriated)		20.0	11.2	-	11.2
Special Administration Fund (Appropriated)		5.2	5.9	-	5.9
Child Support Enforcement Administration Fund (Appropriated)		2,573.7	2,573.7	-	2,573.7
Public Assistance Collections Fund (Appropriated)		-	102.7	-	102.7
Spinal and Head Injuries Trust Fund (Appropriated)		1.9	2.1	-	2.1
Appropriated Funds Total:		3,850.6	4,075.8	-	4,075.8
Non-Appropriated Funds					
Federal Grants Fund (Non-Appropriated)		2,748.3	2,748.2	-	2,748.2
Child Support Enforcement Administration Fund (Non-Appropriated)		6,206.9	6,182.8	-	6,182.8
American Rescue Plan Act (Non-Appropriated)		2.2	-	-	-
Non-Appropriated Funds Total:		8,957.4	8,931.0	-	8,931.0
Administration Total:		12,808.0	13,006.8	-	13,006.8

**Program Budget Unit Summary of Expenditure and Budget Request
for Selected Funds**

Agency: Department of Economic Security

	FY 2023 Actuals	FY 2024 Expenditure Plan	FY 2025 Funding Issue	FY 2025 Total Request
Program: DEA-1-0 Administration				
Sub Program: DEA-1-2 SLI Attorney General Legal Services				
Fund: AA1000 General Fund				

Appropriated

Personal Services	789.9	879.7	-	879.7
Employee Related Expenditures	255.5	284.5	-	284.5
Subtotal Personal Services and ERE	1,045.4	1,164.2	-	1,164.2
Professional & Outside Services	47.8	53.3	-	53.3
Travel In-State	0.0	-	-	-
Travel Out-Of-State	-	-	-	-
Food	-	-	-	-
Aid To Organizations & Individuals	-	-	-	-
Other Operating Expenditures	31.4	34.9	-	34.9
Capital Outlay	-	-	-	-
Capital Equipment	-	-	-	-
Non-Capital Equipment	0.8	0.9	-	0.9
Cost Allocation & Indirect Costs	-	-	-	-
Transfers-Out	-	-	-	-
Expenditure Categories Total:	1,125.4	1,253.3	-	1,253.3
General Fund Total:	1,125.4	1,253.3	-	1,253.3

**Program Budget Unit Summary of Expenditure and Budget Request
for Selected Funds**

Agency: Department of Economic Security

	FY 2023 Actuals	FY 2024 Expenditure Plan	FY 2025 Funding Issue	FY 2025 Total Request
Program: DEA-1-0 Administration				
Sub Program: DEA-1-2 SLI Attorney General Legal Services				
Fund: DE2000 Federal Grants Fund				

Non-Appropriated

Personal Services	1,895.6	1,895.6	-	1,895.6
Employee Related Expenditures	607.2	607.2	-	607.2
Subtotal Personal Services and ERE	2,502.9	2,502.8	-	2,502.8
Professional & Outside Services	188.4	188.4	-	188.4
Travel In-State	0.0	-	-	-
Travel Out-Of-State	-	-	-	-
Food	-	-	-	-
Aid To Organizations & Individuals	-	-	-	-
Other Operating Expenditures	53.9	53.9	-	53.9
Capital Outlay	-	-	-	-
Capital Equipment	-	-	-	-
Non-Capital Equipment	3.1	3.1	-	3.1
Cost Allocation & Indirect Costs	-	-	-	-
Transfers-Out	-	-	-	-
Expenditure Categories Total:	2,748.3	2,748.2	-	2,748.2
Federal Grants Fund Total:	2,748.3	2,748.2	-	2,748.2

Program Budget Unit Summary of Expenditure and Budget Request for Selected Funds

Agency: Department of Economic Security

	FY 2023 Actuals	FY 2024 Expenditure Plan	FY 2025 Funding Issue	FY 2025 Total Request
Program: DEA-1-0 Administration				
Sub Program: DEA-1-2 SLI Attorney General Legal Services				
Fund: DE2007 Temporary Assistance for Needy Families (TANF) Fund				

Appropriated

Personal Services	68.5	68.5	-	68.5
Employee Related Expenditures	21.0	21.0	-	21.0
Subtotal Personal Services and ERE	89.5	89.5	-	89.5
Professional & Outside Services	13.0	13.0	-	13.0
Travel In-State	0.0	-	-	-
Travel Out-Of-State	-	-	-	-
Food	-	-	-	-
Aid To Organizations & Individuals	-	-	-	-
Other Operating Expenditures	3.7	3.7	-	3.7
Capital Outlay	-	-	-	-
Capital Equipment	-	-	-	-
Non-Capital Equipment	0.2	0.2	-	0.2
Cost Allocation & Indirect Costs	-	-	-	-
Transfers-Out	-	-	-	-
Expenditure Categories Total:	106.4	106.4	-	106.4
Temporary Assistance for Needy Families (TANF) Fund Total:	106.4	106.4	-	106.4

**Program Budget Unit Summary of Expenditure and Budget Request
for Selected Funds**

Agency: Department of Economic Security

	FY 2023 Actuals	FY 2024 Expenditure Plan	FY 2025 Funding Issue	FY 2025 Total Request
Program: DEA-1-0 Administration				
Sub Program: DEA-1-2 SLI Attorney General Legal Services				
Fund: DE2008 Child Care and Development Fund				

Appropriated

Personal Services	13.1	14.9	-	14.9
Employee Related Expenditures	4.8	5.5	-	5.5
Subtotal Personal Services and ERE	17.9	20.4	-	20.4
Professional & Outside Services	-	-	-	-
Travel In-State	0.0	-	-	-
Travel Out-Of-State	-	-	-	-
Food	-	-	-	-
Aid To Organizations & Individuals	-	-	-	-
Other Operating Expenditures	-	-	-	-
Capital Outlay	-	-	-	-
Capital Equipment	-	-	-	-
Non-Capital Equipment	0.1	0.1	-	0.1
Cost Allocation & Indirect Costs	-	-	-	-
Transfers-Out	-	-	-	-
Expenditure Categories Total:	18.0	20.5	-	20.5
Child Care and Development Fund Total:	18.0	20.5	-	20.5

**Program Budget Unit Summary of Expenditure and Budget Request
for Selected Funds**

Agency: Department of Economic Security

	FY 2023 Actuals	FY 2024 Expenditure Plan	FY 2025 Funding Issue	FY 2025 Total Request
Program: DEA-1-0 Administration				
Sub Program: DEA-1-2 SLI Attorney General Legal Services				
Fund: DE2010 Workforce Investment Grant Fund				

Appropriated

Personal Services	11.8	6.6	-	6.6
Employee Related Expenditures	3.7	2.1	-	2.1
Subtotal Personal Services and ERE	15.6	8.7	-	8.7
Professional & Outside Services	3.8	2.1	-	2.1
Travel In-State	0.0	-	-	-
Travel Out-Of-State	-	-	-	-
Food	-	-	-	-
Aid To Organizations & Individuals	-	-	-	-
Other Operating Expenditures	0.6	0.4	-	0.4
Capital Outlay	-	-	-	-
Capital Equipment	-	-	-	-
Non-Capital Equipment	0.0	-	-	-
Cost Allocation & Indirect Costs	-	-	-	-
Transfers-Out	-	-	-	-
Expenditure Categories Total:	20.0	11.2	-	11.2
Workforce Investment Grant Fund Total:	20.0	11.2	-	11.2

**Program Budget Unit Summary of Expenditure and Budget Request
for Selected Funds**

Agency: Department of Economic Security

	FY 2023 Actuals	FY 2024 Expenditure Plan	FY 2025 Funding Issue	FY 2025 Total Request
Program: DEA-1-0 Administration				
Sub Program: DEA-1-2 SLI Attorney General Legal Services				
Fund: DE2066 Special Administration Fund				

Appropriated

Personal Services	1.5	1.7	-	1.7
Employee Related Expenditures	0.5	0.6	-	0.6
Subtotal Personal Services and ERE	2.0	2.3	-	2.3
Professional & Outside Services	3.1	3.5	-	3.5
Travel In-State	-	-	-	-
Travel Out-Of-State	-	-	-	-
Food	-	-	-	-
Aid To Organizations & Individuals	-	-	-	-
Other Operating Expenditures	0.1	0.1	-	0.1
Capital Outlay	-	-	-	-
Capital Equipment	-	-	-	-
Non-Capital Equipment	-	-	-	-
Cost Allocation & Indirect Costs	-	-	-	-
Transfers-Out	-	-	-	-
Expenditure Categories Total:	5.2	5.9	-	5.9
Special Administration Fund Total:	5.2	5.9	-	5.9

**Program Budget Unit Summary of Expenditure and Budget Request
for Selected Funds**

Agency: Department of Economic Security

	FY 2023 Actuals	FY 2024 Expenditure Plan	FY 2025 Funding Issue	FY 2025 Total Request
Program: DEA-1-0 Administration				
Sub Program: DEA-1-2 SLI Attorney General Legal Services				
Fund: DE2091 Child Support Enforcement Administration Fund				

Appropriated

Personal Services	1,662.1	1,662.1	-	1,662.1
Employee Related Expenditures	647.9	647.9	-	647.9
Subtotal Personal Services and ERE	2,310.1	2,310.0	-	2,310.0
Professional & Outside Services	198.8	198.8	-	198.8
Travel In-State	2.1	2.1	-	2.1
Travel Out-Of-State	-	-	-	-
Food	-	-	-	-
Aid To Organizations & Individuals	-	-	-	-
Other Operating Expenditures	35.9	35.9	-	35.9
Capital Outlay	-	-	-	-
Capital Equipment	-	-	-	-
Non-Capital Equipment	26.9	26.9	-	26.9
Cost Allocation & Indirect Costs	-	-	-	-
Transfers-Out	-	-	-	-
Expenditure Categories Total:	2,573.7	2,573.7	-	2,573.7

**Program Budget Unit Summary of Expenditure and Budget Request
for Selected Funds**

Agency: Department of Economic Security

	FY 2023 Actuals	FY 2024 Expenditure Plan	FY 2025 Funding Issue	FY 2025 Total Request
Program: DEA-1-0 Administration				
Sub Program: DEA-1-2 SLI Attorney General Legal Services				
Fund: DE2091 Child Support Enforcement Administration Fund				

Non-Appropriated

Personal Services	4,114.6	4,098.6	-	4,098.6
Employee Related Expenditures	1,560.3	1,554.2	-	1,554.2
Subtotal Personal Services and ERE	5,674.8	5,652.8	-	5,652.8
Professional & Outside Services	394.5	392.9	-	392.9
Travel In-State	4.1	4.1	-	4.1
Travel Out-Of-State	-	-	-	-
Food	-	-	-	-
Aid To Organizations & Individuals	-	-	-	-
Other Operating Expenditures	80.2	79.9	-	79.9
Capital Outlay	-	-	-	-
Capital Equipment	-	-	-	-
Non-Capital Equipment	53.3	53.1	-	53.1
Cost Allocation & Indirect Costs	-	-	-	-
Transfers-Out	-	-	-	-
Expenditure Categories Total:	6,206.9	6,182.8	-	6,182.8
Child Support Enforcement Administration Fund Total:	8,780.6	8,756.5	-	8,756.5

**Program Budget Unit Summary of Expenditure and Budget Request
for Selected Funds**

Agency: Department of Economic Security

	FY 2023 Actuals	FY 2024 Expenditure Plan	FY 2025 Funding Issue	FY 2025 Total Request
Program: DEA-1-0 Administration				
Sub Program: DEA-1-2 SLI Attorney General Legal Services				
Fund: DE2217 Public Assistance Collections Fund				

Appropriated

Personal Services	-	-	-	-
Employee Related Expenditures	-	-	-	-
Subtotal Personal Services and ERE	-	-	-	-
Professional & Outside Services	-	-	-	-
Travel In-State	-	-	-	-
Travel Out-Of-State	-	-	-	-
Food	-	-	-	-
Aid To Organizations & Individuals	-	-	-	-
Other Operating Expenditures	-	102.7	-	102.7
Capital Outlay	-	-	-	-
Capital Equipment	-	-	-	-
Non-Capital Equipment	-	-	-	-
Cost Allocation & Indirect Costs	-	-	-	-
Transfers-Out	-	-	-	-
Expenditure Categories Total:	-	102.7	-	102.7
Public Assistance Collections Fund Total:	-	102.7	-	102.7

**Program Budget Unit Summary of Expenditure and Budget Request
for Selected Funds**

Agency: Department of Economic Security

	FY 2023 Actuals	FY 2024 Expenditure Plan	FY 2025 Funding Issue	FY 2025 Total Request
Program: DEA-1-0 Administration				
Sub Program: DEA-1-2 SLI Attorney General Legal Services				
Fund: DE2335 Spinal and Head Injuries Trust Fund				

Appropriated

Personal Services	1.3	1.4	-	1.4
Employee Related Expenditures	0.4	0.4	-	0.4
Subtotal Personal Services and ERE	1.7	1.8	-	1.8
Professional & Outside Services	0.2	0.2	-	0.2
Travel In-State	0.0	-	-	-
Travel Out-Of-State	-	-	-	-
Food	-	-	-	-
Aid To Organizations & Individuals	-	-	-	-
Other Operating Expenditures	0.1	0.1	-	0.1
Capital Outlay	-	-	-	-
Capital Equipment	-	-	-	-
Non-Capital Equipment	0.0	-	-	-
Cost Allocation & Indirect Costs	-	-	-	-
Transfers-Out	-	-	-	-
Expenditure Categories Total:	1.9	2.1	-	2.1
Spinal and Head Injuries Trust Fund Total:	1.9	2.1	-	2.1

**Program Budget Unit Summary of Expenditure and Budget Request
for Selected Funds**

Agency: Department of Economic Security

	FY 2023 Actuals	FY 2024 Expenditure Plan	FY 2025 Funding Issue	FY 2025 Total Request
Program: DEA-1-0 Administration				
Sub Program: DEA-1-2 SLI Attorney General Legal Services				
Fund: DE2985 American Rescue Plan Act				

Non-Appropriated

Personal Services	0.5	-	-	-
Employee Related Expenditures	0.2	-	-	-
Subtotal Personal Services and ERE	0.7	-	-	-
Professional & Outside Services	1.5	-	-	-
Travel In-State	-	-	-	-
Travel Out-Of-State	-	-	-	-
Food	-	-	-	-
Aid To Organizations & Individuals	-	-	-	-
Other Operating Expenditures	0.0	-	-	-
Capital Outlay	-	-	-	-
Capital Equipment	-	-	-	-
Non-Capital Equipment	-	-	-	-
Cost Allocation & Indirect Costs	-	-	-	-
Transfers-Out	-	-	-	-
Expenditure Categories Total:	2.2	-	-	-
American Rescue Plan Act Total:	2.2	-	-	-
Sub Program Total for Select Funds:	12,808.0	13,006.8	-	13,006.8

**Program Budget Unit Summary of Expenditure and Budget Request
for All Funds**

Agency: Department of Economic Security

			FY 2023 Actuals	FY 2024 Expenditure Plan	FY 2025 Funding Issue	FY 2025 Total Request
Program:	DEA-1-0	Administration				
Sub Program:	DEA-1-4	Governor's Council on Developmental Disabilities				

Expenditure Categories

FTE			6.0	6.0	-	6.0
Personal Services			445.2	454.1	-	454.1
Employee Related Expenditures			189.3	193.0	-	193.0
Subtotal Personal Services and ERE			634.5	647.1	-	647.1
Professional & Outside Services			55.0	56.1	-	56.1
Travel In-State			1.5	1.5	-	1.5
Travel Out-Of-State			-	-	-	-
Food			-	-	-	-
Aid To Organizations & Individuals			762.3	777.6	-	777.6
Other Operating Expenditures			109.8	112.1	-	112.1
Capital Outlay			-	-	-	-
Capital Equipment			-	-	-	-
Non-Capital Equipment			0.7	0.8	-	0.8
Cost Allocation & Indirect Costs			-	-	-	-
Transfers-Out			-	-	-	-
		Expenditure Categories Total:	1,563.9	1,595.2	-	1,595.2

Fund Source

Non-Appropriated Funds						
Federal Grants Fund (Non-Appropriated)			1,563.9	1,595.2	-	1,595.2
Non-Appropriated Funds Total:			1,563.9	1,595.2	-	1,595.2
Administration Total:			1,563.9	1,595.2	-	1,595.2

**Program Budget Unit Summary of Expenditure and Budget Request
for Selected Funds**

Agency: Department of Economic Security

	FY 2023 Actuals	FY 2024 Expenditure Plan	FY 2025 Funding Issue	FY 2025 Total Request
Program: DEA-1-0 Administration				
Sub Program: DEA-1-4 Governor's Council on Developmental Disabilities				
Fund: DE2000 Federal Grants Fund				

Non-Appropriated

Personal Services	445.2	454.1	-	454.1
Employee Related Expenditures	189.3	193.0	-	193.0
Subtotal Personal Services and ERE	634.5	647.1	-	647.1
Professional & Outside Services	55.0	56.1	-	56.1
Travel In-State	1.5	1.5	-	1.5
Travel Out-Of-State	-	-	-	-
Food	-	-	-	-
Aid To Organizations & Individuals	762.3	777.6	-	777.6
Other Operating Expenditures	109.8	112.1	-	112.1
Capital Outlay	-	-	-	-
Capital Equipment	-	-	-	-
Non-Capital Equipment	0.7	0.8	-	0.8
Cost Allocation & Indirect Costs	-	-	-	-
Transfers-Out	-	-	-	-
Expenditure Categories Total:	1,563.9	1,595.2	-	1,595.2
Federal Grants Fund Total:	1,563.9	1,595.2	-	1,595.2
Sub Program Total for Select Funds:	1,563.9	1,595.2	-	1,595.2

Program Summary of Expenditure and Budget Request

Agency: Department of Economic Security

Program: Developmental Disabilities

Program Summary		FY 2023 Actuals	FY 2024 Expenditure Plan	FY 2025 Funding Issue	FY 2025 Total Request
DEA-2-1	Developmental Disabilities	194,939.9	127,268.4	-	127,268.4
DEA-2-10	SLI Medicare Clawback Payments	5,710.3	6,055.5	-	6,055.5
DEA-2-14	SLI DDD Premium Tax Payment	56,755.0	61,199.9	6,219.0	67,418.9
DEA-2-16	SLI Targeted Case Management - Medicaid	15,109.0	15,283.0	4,510.0	19,793.0
DEA-2-17	SLI Cost Effectiveness Study Client Services	8,420.0	8,420.0	-	8,420.0
DEA-2-18	SLI Arizona Early Intervention Program	18,641.3	23,041.1	-	23,041.1
DEA-2-19	SLI Physical and Behavioral Health Services - Medicaid	543,483.0	541,297.4	53,673.1	594,970.5
DEA-2-2	SLI Case Management - Medicaid	87,513.6	104,257.9	11,290.9	115,548.8
DEA-2-21	SLI Group Home Monitoring Program	1,200.0	1,200.0	-	1,200.0
DEA-2-22	SLI HCBS ARPA Non-Lapsing	395,793.9	115,793.9	-	115,793.9
DEA-2-23	SLI Graham County Rehabilitation Center	-	830.0	-	830.0
DEA-2-3	SLI Case Management State-Only	7,354.0	6,335.6	2,970.0	9,305.6
DEA-2-4	SLI Home and Community Based Services - Medicaid	1,775,294.4	2,233,805.5	239,767.0	2,473,572.5
DEA-2-5	SLI Home and Community Based Services State-Only	13,089.0	14,089.0	-	14,089.0
DEA-2-6	SLI Institutional Services - Medicaid	43,369.8	47,090.0	-	47,090.0
DEA-2-9	SLI State-Funded Long Term Care Services	36,755.1	43,534.7	7,070.0	50,604.7
Developmental Disabilities Summary Total:		3,203,428.4	3,349,501.9	325,500.0	3,675,001.9

Expenditure Categories

FTE	FTE	2,499.0	2,499.0	-	2,499.0
6000	Personal Services	134,052.3	147,747.9	9,501.9	157,249.8
6100	Employee Related Expenditures	56,364.1	62,179.1	4,195.9	66,375.0
Subtotal Personal Services and ERE		190,416.4	209,927.0	13,697.8	223,624.8
6200	Professional & Outside Services	22,539.7	23,218.5	339.6	23,558.1
6500	Travel In-State	322.6	391.9	3.5	395.4
6600	Travel Out-Of-State	1.3	1.2	-	1.2
6700	Food	627.7	671.4	-	671.4
6800	Aid To Organizations & Individuals	2,908,809.8	3,028,498.1	300,510.1	3,329,008.2
7000	Other Operating Expenditures	70,844.2	75,842.7	10,945.2	86,787.9
8100	Capital Outlay	-	-	-	-
8400	Capital Equipment	-	-	-	-

Program Summary of Expenditure and Budget Request

Agency: Department of Economic Security

Program: Developmental Disabilities

		FY 2023 Actuals	FY 2024 Expenditure Plan	FY 2025 Funding Issue	FY 2025 Total Request
8500	Non-Capital Equipment	4,156.4	4,895.6	3.8	4,899.4
9000	Cost Allocation & Indirect Costs	-	-	-	-
9100	Transfers-Out	5,710.3	6,055.5	-	6,055.5
Expenditure Categories Total:		3,203,428.4	3,349,501.9	325,500.0	3,675,001.9
Fund Source					
Appropriated Funds					
AA1000	General Fund (Appropriated)	752,407.3	1,041,564.1	109,780.0	1,151,344.1
DE2066	Special Administration Fund (Appropriated)	1,220.0	1,220.0	-	1,220.0
DE2224	Department Long-Term Care System Fund (Appropriated)	27,366.3	33,864.2	6,600.0	40,464.2
Appropriated Funds Total:		780,993.6	1,076,648.3	116,380.0	1,193,028.3
Non-Appropriated Funds					
DE2000	Federal Grants Fund (Non-Appropriated)	8,922.3	8,922.1	-	8,922.1
DE2224	Department Long-Term Care System Fund (Non-Appropriated)	2,359,044.6	2,209,418.6	209,120.0	2,418,538.6
DE2588	Health Care Investment Fund Expenditure Authority (Non-Appropriated)	54,370.5	54,412.3	-	54,412.3
DE3207	Special Olympics Fund (Non-Appropriated)	97.4	100.6	-	100.6
Non-Appropriated Funds Total:		2,422,434.8	2,272,853.6	209,120.0	2,481,973.6
Developmental Disabilities Summary Total:		3,203,428.4	3,349,501.9	325,500.0	3,675,001.9

Program Summary of Expenditure and Budget Request for Selected Funds

Agency:	Department of Economic Security
Program:	Developmental Disabilities
Fund:	AA1000 General Fund (Appropriated)

Program Expenditures	FY 2023 Actuals	FY 2024 Expenditure Plan	FY 2025 Funding Issue	FY 2025 Total Request
DEA-2-1 Developmental Disabilities	11,742.9	40,587.3	-	40,587.3
DEA-2-10 SLI Medicare Clawback Payments	5,710.3	6,055.5	-	6,055.5
DEA-2-14 SLI DDD Premium Tax Payment	12,514.8	19,532.6	2,096.4	21,629.0
DEA-2-16 SLI Targeted Case Management - Medicaid	3,692.7	4,779.1	1,520.0	6,299.1
DEA-2-17 SLI Cost Effectiveness Study Client Services	7,200.0	7,200.0	-	7,200.0
DEA-2-18 SLI Arizona Early Intervention Program	9,719.0	14,119.0	-	14,119.0
DEA-2-19 SLI Physical and Behavioral Health Services - Medicaid	125,139.6	159,130.2	18,093.2	177,223.4
DEA-2-2 SLI Case Management - Medicaid	21,448.7	33,280.2	3,806.2	37,086.4
DEA-2-21 SLI Group Home Monitoring Program	1,200.0	1,200.0	-	1,200.0
DEA-2-23 SLI Graham County Rehabilitation Center	-	830.0	-	830.0
DEA-2-3 SLI Case Management State-Only	7,354.0	6,335.6	2,970.0	9,305.6
DEA-2-4 SLI Home and Community Based Services - Medicaid	514,118.7	709,723.2	80,824.2	790,547.4
DEA-2-5 SLI Home and Community Based Services State-Only	13,089.0	14,089.0	-	14,089.0
DEA-2-6 SLI Institutional Services - Medicaid	10,088.9	15,031.9	-	15,031.9
DEA-2-9 SLI State-Funded Long Term Care Services	9,388.8	9,670.5	470.0	10,140.5
General Fund (Appropriated) Summary Total:	752,407.3	1,041,564.1	109,780.0	1,151,344.1

Appropriated Funding					
6000	Personal Services	35,507.2	50,099.4	4,310.2	54,409.6
6100	Employee Related Expenditures	14,988.0	21,150.6	1,902.9	23,053.5
	Subtotal Personal Services and ERE	50,495.2	71,250.0	6,213.1	77,463.1
6200	Professional & Outside Services	5,820.1	8,126.5	339.6	8,466.1
6500	Travel In-State	93.2	128.0	3.5	131.5
6600	Travel Out-Of-State	0.3	0.3	-	0.3
6700	Food	239.6	297.2	-	297.2
6800	Aid To Organizations & Individuals	672,638.7	929,227.7	99,387.4	1,028,615.1
7000	Other Operating Expenditures	16,377.0	24,886.7	3,832.6	28,719.3
8100	Capital Outlay	-	-	-	-
8400	Capital Equipment	-	-	-	-
8500	Non-Capital Equipment	1,033.0	1,592.2	3.8	1,596.0

Program Summary of Expenditure and Budget Request for Selected Funds

Agency:	Department of Economic Security
Program:	Developmental Disabilities
Fund:	AA1000 General Fund (Appropriated)

		FY 2023 Actuals	FY 2024 Expenditure Plan	FY 2025 Funding Issue	FY 2025 Total Request
9000	Cost Allocation & Indirect Costs	-	-	-	-
9100	Transfers-Out	5,710.3	6,055.5	-	6,055.5
	Expenditure Categories Total:	752,407.3	1,041,564.1	109,780.0	1,151,344.1
	Fund AA1000 - A Total:	752,407.3	1,041,564.1	109,780.0	1,151,344.1

Program Summary of Expenditure and Budget Request for Selected Funds

Agency:	Department of Economic Security
Program:	Developmental Disabilities
Fund:	DE2000 Federal Grants Fund (Non-Appropriated)

Program Expenditures	FY 2023 Actuals	FY 2024 Expenditure Plan	FY 2025 Funding Issue	FY 2025 Total Request
DEA-2-18 SLI Arizona Early Intervention Program	8,922.3	8,922.1	-	8,922.1
Federal Grants Fund (Non-Appropriated)	8,922.3	8,922.1	-	8,922.1
Summary Total:	8,922.3	8,922.1	-	8,922.1

Non-Appropriated Funding		FY 2023 Actuals	FY 2024 Expenditure Plan	FY 2025 Funding Issue	FY 2025 Total Request
6000	Personal Services	827.0	827.0	-	827.0
6100	Employee Related Expenditures	363.6	363.4	-	363.4
	Subtotal Personal Services and ERE	1,190.6	1,190.4	-	1,190.4
6200	Professional & Outside Services	959.0	959.0	-	959.0
6500	Travel In-State	0.1	0.1	-	0.1
6600	Travel Out-Of-State	-	-	-	-
6700	Food	-	-	-	-
6800	Aid To Organizations & Individuals	6,721.6	6,721.6	-	6,721.6
7000	Other Operating Expenditures	50.9	51.0	-	51.0
8100	Capital Outlay	-	-	-	-
8400	Capital Equipment	-	-	-	-
8500	Non-Capital Equipment	-	-	-	-
9000	Cost Allocation & Indirect Costs	-	-	-	-
9100	Transfers-Out	-	-	-	-
	Expenditure Categories Total:	8,922.3	8,922.1	-	8,922.1
	Fund DE2000 - N Total:	8,922.3	8,922.1	-	8,922.1

Program Summary of Expenditure and Budget Request for Selected Funds

Agency:	Department of Economic Security
Program:	Developmental Disabilities
Fund:	DE2066 Special Administration Fund (Appropriated)

Program Expenditures	FY 2023 Actuals	FY 2024 Expenditure Plan	FY 2025 Funding Issue	FY 2025 Total Request
DEA-2-17 SLI Cost Effectiveness Study Client Services	1,220.0	1,220.0	-	1,220.0
Special Administration Fund (Appropriated) Summary Total:	1,220.0	1,220.0	-	1,220.0
Appropriated Funding				
6000 Personal Services	-	-	-	-
6100 Employee Related Expenditures	-	-	-	-
Subtotal Personal Services and ERE	-	-	-	-
6200 Professional & Outside Services	-	-	-	-
6500 Travel In-State	-	-	-	-
6600 Travel Out-Of-State	-	-	-	-
6700 Food	-	-	-	-
6800 Aid To Organizations & Individuals	1,220.0	1,220.0	-	1,220.0
7000 Other Operating Expenditures	-	-	-	-
8100 Capital Outlay	-	-	-	-
8400 Capital Equipment	-	-	-	-
8500 Non-Capital Equipment	-	-	-	-
9000 Cost Allocation & Indirect Costs	-	-	-	-
9100 Transfers-Out	-	-	-	-
Expenditure Categories Total:	1,220.0	1,220.0	-	1,220.0
Fund DE2066 - A Total:	1,220.0	1,220.0	-	1,220.0

Program Summary of Expenditure and Budget Request for Selected Funds

Agency:	Department of Economic Security
Program:	Developmental Disabilities
Fund:	DE2224 Department Long-Term Care System Fund (Appropriated)

Program Expenditures	FY 2023 Actuals	FY 2024 Expenditure Plan	FY 2025 Funding Issue	FY 2025 Total Request
DEA-2-16 SLI Targeted Case Management - Medicaid	-	0.0	-	0.0
DEA-2-22 SLI HCBS ARPA Non-Lapsing	-	-	-	-
DEA-2-9 SLI State-Funded Long Term Care Services	27,366.3	33,864.2	6,600.0	40,464.2
Department Long-Term Care System Fund (Appropriated) Summary Total:	27,366.3	33,864.2	6,600.0	40,464.2
Appropriated Funding				
6000 Personal Services	89.7	111.1	-	111.1
6100 Employee Related Expenditures	39.0	48.1	-	48.1
Subtotal Personal Services and ERE	128.7	159.2	-	159.2
6200 Professional & Outside Services	57.1	70.6	-	70.6
6500 Travel In-State	0.1	0.1	-	0.1
6600 Travel Out-Of-State	-	-	-	-
6700 Food	-	-	-	-
6800 Aid To Organizations & Individuals	26,954.3	33,354.3	6,600.0	39,954.3
7000 Other Operating Expenditures	225.7	279.3	-	279.3
8100 Capital Outlay	-	-	-	-
8400 Capital Equipment	-	-	-	-
8500 Non-Capital Equipment	0.6	0.7	-	0.7
9000 Cost Allocation & Indirect Costs	-	-	-	-
9100 Transfers-Out	-	-	-	-
Expenditure Categories Total:	27,366.3	33,864.2	6,600.0	40,464.2
Fund DE2224 - A Total:	27,366.3	33,864.2	6,600.0	40,464.2

Program Summary of Expenditure and Budget Request for Selected Funds

Agency: Department of Economic Security

Program: Developmental Disabilities

Fund: DE2224 Department Long-Term Care System Fund (Non-Appropriated)

Program Expenditures		FY 2023 Actuals	FY 2024 Expenditure Plan	FY 2025 Funding Issue	FY 2025 Total Request
DEA-2-1	Developmental Disabilities	183,099.7	86,580.5	-	86,580.5
DEA-2-14	SLI DDD Premium Tax Payment	44,240.2	41,667.3	4,122.6	45,789.9
DEA-2-16	SLI Targeted Case Management - Medicaid	11,416.3	10,503.9	2,990.0	13,493.9
DEA-2-19	SLI Physical and Behavioral Health Services - Medicaid	374,721.2	338,500.1	35,579.9	374,080.0
DEA-2-2	SLI Case Management - Medicaid	66,065.0	70,977.7	7,484.7	78,462.4
DEA-2-22	SLI HCBS ARPA Non-Lapsing	395,793.9	115,793.9	-	115,793.9
DEA-2-4	SLI Home and Community Based Services - Medicaid	1,250,427.4	1,513,337.1	158,942.8	1,672,279.9
DEA-2-6	SLI Institutional Services - Medicaid	33,280.9	32,058.1	-	32,058.1
DEA-2-9	SLI State-Funded Long Term Care Services	-	-	-	-
Department Long-Term Care System Fund (Non-Appropriated) Summary Total:		2,359,044.6	2,209,418.6	209,120.0	2,418,538.6
Non-Appropriated Funding					
6000	Personal Services	97,628.3	96,710.4	5,191.7	101,902.1
6100	Employee Related Expenditures	40,973.6	40,617.0	2,293.0	42,910.0
Subtotal Personal Services and ERE		138,601.9	137,327.4	7,484.7	144,812.1
6200	Professional & Outside Services	15,703.6	14,062.4	-	14,062.4
6500	Travel In-State	229.2	263.7	-	263.7
6600	Travel Out-Of-State	1.0	0.9	-	0.9
6700	Food	388.1	374.2	-	374.2
6800	Aid To Organizations & Individuals	2,146,807.3	2,003,461.6	194,522.7	2,197,984.3
7000	Other Operating Expenditures	54,190.6	50,625.7	7,112.6	57,738.3
8100	Capital Outlay	-	-	-	-
8400	Capital Equipment	-	-	-	-
8500	Non-Capital Equipment	3,122.9	3,302.7	-	3,302.7
9000	Cost Allocation & Indirect Costs	-	-	-	-
9100	Transfers-Out	-	-	-	-
Expenditure Categories Total:		2,359,044.6	2,209,418.6	209,120.0	2,418,538.6
Fund DE2224 - N Total:		2,359,044.6	2,209,418.6	209,120.0	2,418,538.6

Program Summary of Expenditure and Budget Request for Selected Funds

Agency:	Department of Economic Security
Program:	Developmental Disabilities
Fund:	DE2588 Health Care Investment Fund Expenditure Authority (Non-Appropriated)

Program Expenditures	FY 2023 Actuals	FY 2024 Expenditure Plan	FY 2025 Funding Issue	FY 2025 Total Request
DEA-2-19 SLI Physical and Behavioral Health Services - Medicaid	43,622.2	43,667.1	-	43,667.1
DEA-2-4 SLI Home and Community Based Services - Medicaid	10,748.3	10,745.2	-	10,745.2
Health Care Investment Fund Expenditure Authority (Non-Appropriated) Summary Total:	54,370.5	54,412.3	-	54,412.3
Non-Appropriated Funding				
6000 Personal Services	-	-	-	-
6100 Employee Related Expenditures	-	-	-	-
Subtotal Personal Services and ERE	-	-	-	-
6200 Professional & Outside Services	-	-	-	-
6500 Travel In-State	-	-	-	-
6600 Travel Out-Of-State	-	-	-	-
6700 Food	-	-	-	-
6800 Aid To Organizations & Individuals	54,370.5	54,412.3	-	54,412.3
7000 Other Operating Expenditures	-	-	-	-
8100 Capital Outlay	-	-	-	-
8400 Capital Equipment	-	-	-	-
8500 Non-Capital Equipment	-	-	-	-
9000 Cost Allocation & Indirect Costs	-	-	-	-
9100 Transfers-Out	-	-	-	-
Expenditure Categories Total:	54,370.5	54,412.3	-	54,412.3
Fund DE2588 - N Total:	54,370.5	54,412.3	-	54,412.3

Program Summary of Expenditure and Budget Request for Selected Funds

Agency:	Department of Economic Security
Program:	Developmental Disabilities
Fund:	DE3207 Special Olympics Fund (Non-Appropriated)

Program Expenditures	FY 2023 Actuals	FY 2024 Expenditure Plan	FY 2025 Funding Issue	FY 2025 Total Request
DEA-2-1 Developmental Disabilities	97.4	100.6	-	100.6
Special Olympics Fund (Non-Appropriated)	97.4	100.6	-	100.6
Summary Total:	97.4	100.6	-	100.6
Non-Appropriated Funding				
6000 Personal Services	-	-	-	-
6100 Employee Related Expenditures	-	-	-	-
Subtotal Personal Services and ERE	-	-	-	-
6200 Professional & Outside Services	-	-	-	-
6500 Travel In-State	-	-	-	-
6600 Travel Out-Of-State	-	-	-	-
6700 Food	-	-	-	-
6800 Aid To Organizations & Individuals	97.4	100.6	-	100.6
7000 Other Operating Expenditures	-	-	-	-
8100 Capital Outlay	-	-	-	-
8400 Capital Equipment	-	-	-	-
8500 Non-Capital Equipment	-	-	-	-
9000 Cost Allocation & Indirect Costs	-	-	-	-
9100 Transfers-Out	-	-	-	-
Expenditure Categories Total:	97.4	100.6	-	100.6
Fund DE3207 - N Total:	97.4	100.6	-	100.6
Developmental Disabilities Total:	3,203,428.4	3,349,501.9	325,500.0	3,675,001.9

**Program Budget Unit Summary of Expenditure and Budget Request
for All Funds**

Agency: Department of Economic Security

	FY 2023 Actuals	FY 2024 Expenditure Plan	FY 2025 Funding Issue	FY 2025 Total Request
Program:	DEA-2-0 Developmental Disabilities			
Expenditure Categories				
FTE	2,499.0	2,499.0	-	2,499.0
Personal Services	134,052.3	147,747.9	9,501.9	157,249.8
Employee Related Expenditures	56,364.1	62,179.1	4,195.9	66,375.0
Subtotal Personal Services and ERE	190,416.4	209,927.0	13,697.8	223,624.8
Professional & Outside Services	22,539.7	23,218.5	339.6	23,558.1
Travel In-State	322.6	391.9	3.5	395.4
Travel Out-Of-State	1.3	1.2	-	1.2
Food	627.7	671.4	-	671.4
Aid To Organizations & Individuals	2,908,809.8	3,028,498.1	300,510.1	3,329,008.2
Other Operating Expenditures	70,844.2	75,842.7	10,945.2	86,787.9
Capital Outlay	-	-	-	-
Capital Equipment	-	-	-	-
Non-Capital Equipment	4,156.4	4,895.6	3.8	4,899.4
Cost Allocation & Indirect Costs	-	-	-	-
Transfers-Out	5,710.3	6,055.5	-	6,055.5
Expenditure Categories Total:	3,203,428.4	3,349,501.9	325,500.0	3,675,001.9
Fund Source				
Appropriated Funds				
General Fund (Appropriated)	752,407.3	1,041,564.1	109,780.0	1,151,344.1
Special Administration Fund (Appropriated)	1,220.0	1,220.0	-	1,220.0
Department Long-Term Care System Fund (Appropriated)	27,366.3	33,864.2	6,600.0	40,464.2
Appropriated Funds Total:	780,993.6	1,076,648.3	116,380.0	1,193,028.3
Non-Appropriated Funds				
Federal Grants Fund (Non-Appropriated)	8,922.3	8,922.1	-	8,922.1
Department Long-Term Care System Fund (Non-Appropriated)	2,359,044.6	2,209,418.6	209,120.0	2,418,538.6
Health Care Investment Fund Expenditure Authority (Non-Appropriated)	54,370.5	54,412.3	-	54,412.3
Special Olympics Fund (Non-Appropriated)	97.4	100.6	-	100.6
Non-Appropriated Funds Total:	2,422,434.8	2,272,853.6	209,120.0	2,481,973.6
Developmental Disabilities Total:	3,203,428.4	3,349,501.9	325,500.0	3,675,001.9

**Program Budget Unit Summary of Expenditure and Budget Request
for Selected Funds**

Agency: Department of Economic Security

	FY 2023 Actuals	FY 2024 Expenditure Plan	FY 2025 Funding Issue	FY 2025 Total Request
Program: DEA-2-0 Developmental Disabilities				
Fund: AA1000 General Fund				

Appropriated

Personal Services	35,507.2	50,099.4	4,310.2	54,409.6
Employee Related Expenditures	14,988.0	21,150.6	1,902.9	23,053.5
Subtotal Personal Services and ERE	50,495.2	71,250.0	6,213.1	77,463.1
Professional & Outside Services	5,820.1	8,126.5	339.6	8,466.1
Travel In-State	93.2	128.0	3.5	131.5
Travel Out-Of-State	0.3	0.3	-	0.3
Food	239.6	297.2	-	297.2
Aid To Organizations & Individuals	672,638.7	929,227.7	99,387.4	1,028,615.1
Other Operating Expenditures	16,377.0	24,886.7	3,832.6	28,719.3
Capital Outlay	-	-	-	-
Capital Equipment	-	-	-	-
Non-Capital Equipment	1,033.0	1,592.2	3.8	1,596.0
Cost Allocation & Indirect Costs	-	-	-	-
Transfers-Out	5,710.3	6,055.5	-	6,055.5
Expenditure Categories Total:	752,407.3	1,041,564.1	109,780.0	1,151,344.1
General Fund Total:	752,407.3	1,041,564.1	109,780.0	1,151,344.1

**Program Budget Unit Summary of Expenditure and Budget Request
for Selected Funds**

Agency: Department of Economic Security

	FY 2023 Actuals	FY 2024 Expenditure Plan	FY 2025 Funding Issue	FY 2025 Total Request
Program: DEA-2-0 Developmental Disabilities				
Fund: DE2000 Federal Grants Fund				

Non-Appropriated

Personal Services	827.0	827.0	-	827.0
Employee Related Expenditures	363.6	363.4	-	363.4
Subtotal Personal Services and ERE	1,190.6	1,190.4	-	1,190.4
Professional & Outside Services	959.0	959.0	-	959.0
Travel In-State	0.1	0.1	-	0.1
Travel Out-Of-State	-	-	-	-
Food	-	-	-	-
Aid To Organizations & Individuals	6,721.6	6,721.6	-	6,721.6
Other Operating Expenditures	50.9	51.0	-	51.0
Capital Outlay	-	-	-	-
Capital Equipment	-	-	-	-
Non-Capital Equipment	-	-	-	-
Cost Allocation & Indirect Costs	-	-	-	-
Transfers-Out	-	-	-	-
Expenditure Categories Total:	8,922.3	8,922.1	-	8,922.1
Federal Grants Fund Total:	8,922.3	8,922.1	-	8,922.1

**Program Budget Unit Summary of Expenditure and Budget Request
for Selected Funds**

Agency: Department of Economic Security

	FY 2023 Actuals	FY 2024 Expenditure Plan	FY 2025 Funding Issue	FY 2025 Total Request
Program: DEA-2-0 Developmental Disabilities				
Fund: DE2066 Special Administration Fund				

Appropriated

Personal Services	-	-	-	-
Employee Related Expenditures	-	-	-	-
Subtotal Personal Services and ERE	-	-	-	-
Professional & Outside Services	-	-	-	-
Travel In-State	-	-	-	-
Travel Out-Of-State	-	-	-	-
Food	-	-	-	-
Aid To Organizations & Individuals	1,220.0	1,220.0	-	1,220.0
Other Operating Expenditures	-	-	-	-
Capital Outlay	-	-	-	-
Capital Equipment	-	-	-	-
Non-Capital Equipment	-	-	-	-
Cost Allocation & Indirect Costs	-	-	-	-
Transfers-Out	-	-	-	-
Expenditure Categories Total:	1,220.0	1,220.0	-	1,220.0
Special Administration Fund Total:	1,220.0	1,220.0	-	1,220.0

**Program Budget Unit Summary of Expenditure and Budget Request
for Selected Funds**

Agency: Department of Economic Security

	FY 2023 Actuals	FY 2024 Expenditure Plan	FY 2025 Funding Issue	FY 2025 Total Request
Program: DEA-2-0 Developmental Disabilities				
Fund: DE2224 Department Long-Term Care System Fund				

Appropriated

Personal Services	89.7	111.1	-	111.1
Employee Related Expenditures	39.0	48.1	-	48.1
Subtotal Personal Services and ERE	128.7	159.2	-	159.2
Professional & Outside Services	57.1	70.6	-	70.6
Travel In-State	0.1	0.1	-	0.1
Travel Out-Of-State	-	-	-	-
Food	-	-	-	-
Aid To Organizations & Individuals	26,954.3	33,354.3	6,600.0	39,954.3
Other Operating Expenditures	225.7	279.3	-	279.3
Capital Outlay	-	-	-	-
Capital Equipment	-	-	-	-
Non-Capital Equipment	0.6	0.7	-	0.7
Cost Allocation & Indirect Costs	-	-	-	-
Transfers-Out	-	-	-	-
Appropriated Expenditure Categories Total:	27,366.3	33,864.2	6,600.0	40,464.2

**Program Budget Unit Summary of Expenditure and Budget Request
for Selected Funds**

Agency: Department of Economic Security

	FY 2023 Actuals	FY 2024 Expenditure Plan	FY 2025 Funding Issue	FY 2025 Total Request
Program: DEA-2-0 Developmental Disabilities				
Fund: DE2224 Department Long-Term Care System Fund				

Non-Appropriated

Personal Services	97,628.3	96,710.4	5,191.7	101,902.1
Employee Related Expenditures	40,973.6	40,617.0	2,293.0	42,910.0
Subtotal Personal Services and ERE	138,601.9	137,327.4	7,484.7	144,812.1
Professional & Outside Services	15,703.6	14,062.4	-	14,062.4
Travel In-State	229.2	263.7	-	263.7
Travel Out-Of-State	1.0	0.9	-	0.9
Food	388.1	374.2	-	374.2
Aid To Organizations & Individuals	2,146,807.3	2,003,461.6	194,522.7	2,197,984.3
Other Operating Expenditures	54,190.6	50,625.7	7,112.6	57,738.3
Capital Outlay	-	-	-	-
Capital Equipment	-	-	-	-
Non-Capital Equipment	3,122.9	3,302.7	-	3,302.7
Cost Allocation & Indirect Costs	-	-	-	-
Transfers-Out	-	-	-	-
Non-Appropriated Expenditure Categories Total:	2,359,044.6	2,209,418.6	209,120.0	2,418,538.6
Department Long-Term Care System Fund Total:	2,386,411.0	2,243,282.8	215,720.0	2,459,002.8

**Program Budget Unit Summary of Expenditure and Budget Request
for Selected Funds**

Agency: Department of Economic Security

	FY 2023 Actuals	FY 2024 Expenditure Plan	FY 2025 Funding Issue	FY 2025 Total Request
Program: DEA-2-0 Developmental Disabilities				
Fund: DE2588 Health Care Investment Fund Expenditure Authority				

Non-Appropriated

Personal Services	-	-	-	-
Employee Related Expenditures	-	-	-	-
Subtotal Personal Services and ERE	-	-	-	-
Professional & Outside Services	-	-	-	-
Travel In-State	-	-	-	-
Travel Out-Of-State	-	-	-	-
Food	-	-	-	-
Aid To Organizations & Individuals	54,370.5	54,412.3	-	54,412.3
Other Operating Expenditures	-	-	-	-
Capital Outlay	-	-	-	-
Capital Equipment	-	-	-	-
Non-Capital Equipment	-	-	-	-
Cost Allocation & Indirect Costs	-	-	-	-
Transfers-Out	-	-	-	-
Expenditure Categories Total:	54,370.5	54,412.3	-	54,412.3
Health Care Investment Fund Expenditure Authority Total:	54,370.5	54,412.3	-	54,412.3

**Program Budget Unit Summary of Expenditure and Budget Request
for Selected Funds**

Agency: Department of Economic Security

	FY 2023 Actuals	FY 2024 Expenditure Plan	FY 2025 Funding Issue	FY 2025 Total Request
Program: DEA-2-0 Developmental Disabilities				
Fund: DE3207 Special Olympics Fund				

Non-Appropriated

Personal Services	-	-	-	-
Employee Related Expenditures	-	-	-	-
Subtotal Personal Services and ERE	-	-	-	-
Professional & Outside Services	-	-	-	-
Travel In-State	-	-	-	-
Travel Out-Of-State	-	-	-	-
Food	-	-	-	-
Aid To Organizations & Individuals	97.4	100.6	-	100.6
Other Operating Expenditures	-	-	-	-
Capital Outlay	-	-	-	-
Capital Equipment	-	-	-	-
Non-Capital Equipment	-	-	-	-
Cost Allocation & Indirect Costs	-	-	-	-
Transfers-Out	-	-	-	-
Expenditure Categories Total:	97.4	100.6	-	100.6
Special Olympics Fund Total:	97.4	100.6	-	100.6
Program Total for Select Funds:	3,203,428.4	3,349,501.9	325,500.0	3,675,001.9

Program Expenditure Schedule

Agency: Department of Economic Security

	FY 2023 Actuals	FY 2024 Expenditure Plan	FY 2025 Funding Issue	FY 2025 Total Request
Program: DEA-2-0 Developmental Disabilities				
FTE				
FTE	2,499.0	2,499.0	-	2,499.0
Expenditure Category Total:	-	-	-	-
Fund Source				
Appropriated Funds				
AA1000 General Fund (Appropriated)	329.0	329.0	-	329.0
DE2224 Department Long-Term Care System Fund (Appropriated)	2.0	2.0	-	2.0
Appropriated Funds Total:	331.0	331.0	-	331.0
Non-Appropriated Funds				
DE2000 Federal Grants Fund (Non-Appropriated)	15.0	15.0	-	15.0
DE2224 Department Long-Term Care System Fund (Non-Appropriated)	2,153.0	2,153.0	-	2,153.0
Non-Appropriated Funds Total:	2,168.0	2,168.0	-	2,168.0
Fund Source Total:	2,499.0	2,499.0	-	2,499.0
Personal Services				
Personal Services	134,052.3	147,747.9	9,501.9	157,249.8
Expenditure Category Total:	134,052.3	147,747.9	9,501.9	157,249.8
Fund Source				
Appropriated Funds				
AA1000 General Fund (Appropriated)	35,507.2	50,099.4	4,310.2	54,409.6
DE2224 Department Long-Term Care System Fund (Appropriated)	89.7	111.1	-	111.1
Appropriated Funds Total:	35,596.9	50,210.5	4,310.2	54,520.7
Non-Appropriated Funds				
DE2000 Federal Grants Fund (Non-Appropriated)	827.0	827.0	-	827.0
DE2224 Department Long-Term Care System Fund (Non-Appropriated)	97,628.3	96,710.4	5,191.7	101,902.1
Non-Appropriated Funds Total:	98,455.4	97,537.4	5,191.7	102,729.1
Fund Source Total:	134,052.3	147,747.9	9,501.9	157,249.8
Employee Related Expenditures				
Employee Related Expenses	5,770.8	7,648.2	4,195.9	11,844.1
FICA Taxes	8,784.2	9,881.6	-	9,881.6

Program Expenditure Schedule

Agency: Department of Economic Security

	FY 2023 Actuals	FY 2024 Expenditure Plan	FY 2025 Funding Issue	FY 2025 Total Request
Program: DEA-2-0 Developmental Disabilities				
Medical Insurance	25,251.3	28,720.2	-	28,720.2
Basic Life	14.9	17.1	-	17.1
Long-Term Disability (ASRS)	152.4	171.6	-	171.6
Dental Insurance	188.3	215.4	-	215.4
Workers' Compensation	772.0	868.8	-	868.8
Arizona State Retirement System	13,102.0	14,764.6	-	14,764.6
Alternate Retirement Contributions – Contracted Retirees	39.8	39.4	-	39.4
Alternate Retirement Contributions – Reemployed Retirees	91.6	85.8	-	85.8
Personnel Board Pro-Rata Charges	1,031.6	1,160.9	-	1,160.9
Information Technology Pro Rata Charge	685.6	771.1	-	771.1
Accumulated Sick Leave Fund Charge	479.5	(2,165.6)	-	(2,165.6)
Expenditure Category Total:	56,364.1	62,179.1	4,195.9	66,375.0

Fund Source

Appropriated Funds

AA1000	General Fund (Appropriated)	14,988.0	21,150.6	1,902.9	23,053.5
DE2224	Department Long-Term Care System Fund (Appropriated)	39.0	48.1	-	48.1
Appropriated Funds Total:		15,027.0	21,198.7	1,902.9	23,101.6

Non-Appropriated Funds

DE2000	Federal Grants Fund (Non-Appropriated)	363.6	363.4	-	363.4
DE2224	Department Long-Term Care System Fund (Non-Appropriated)	40,973.6	40,617.0	2,293.0	42,910.0
Non-Appropriated Funds Total:		41,337.1	40,980.4	2,293.0	43,273.4
Fund Source Total:		56,364.1	62,179.1	4,195.9	66,375.0

Professional & Outside Services

Professional and Outside Services	-	-	339.6	339.6
Other External Financial Services	38.6	41.9	-	41.9
Temporary Agency Services	8,963.5	8,442.4	-	8,442.4
Other Medical Services	2,626.8	2,852.0	-	2,852.0
Education & Training	0.7	0.8	-	0.8
Costs related to those in custody of the State	0.1	-	-	-
Other Professional & Outside Services	10,910.2	11,881.4	-	11,881.4

Program Expenditure Schedule

Agency: Department of Economic Security

	FY 2023 Actuals	FY 2024 Expenditure Plan	FY 2025 Funding Issue	FY 2025 Total Request
Program: DEA-2-0 Developmental Disabilities				
Expenditure Category Total:	22,539.7	23,218.5	339.6	23,558.1
Fund Source				
Appropriated Funds				
AA1000 General Fund (Appropriated)	5,820.1	8,126.5	339.6	8,466.1
DE2224 Department Long-Term Care System Fund (Appropriated)	57.1	70.6	-	70.6
Appropriated Funds Total:	5,877.1	8,197.1	339.6	8,536.7
Non-Appropriated Funds				
DE2000 Federal Grants Fund (Non-Appropriated)	959.0	959.0	-	959.0
DE2224 Department Long-Term Care System Fund (Non-Appropriated)	15,703.6	14,062.4	-	14,062.4
Non-Appropriated Funds Total:	16,662.6	15,021.4	-	15,021.4
Fund Source Total:	22,539.7	23,218.5	339.6	23,558.1

Travel In-State				
Travel In-State	175.0	232.0	3.5	235.5
Mileage - Private Vehicle	70.1	84.6	-	84.6
Lodging	73.4	80.0	-	80.0
Meals with Overnight Stay	3.7	(5.2)	-	(5.2)
Meals without Overnight Stay	0.3	0.4	-	0.4
Other Miscellaneous In- State Travel	0.1	0.1	-	0.1
Expenditure Category Total:	322.6	391.9	3.5	395.4

Fund Source				
Appropriated Funds				
AA1000 General Fund (Appropriated)	93.2	128.0	3.5	131.5
DE2224 Department Long-Term Care System Fund (Appropriated)	0.1	0.1	-	0.1
Appropriated Funds Total:	93.2	128.1	3.5	131.6
Non-Appropriated Funds				
DE2000 Federal Grants Fund (Non-Appropriated)	0.1	0.1	-	0.1
DE2224 Department Long-Term Care System Fund (Non-Appropriated)	229.2	263.7	-	263.7
Non-Appropriated Funds Total:	229.4	263.8	-	263.8
Fund Source Total:	322.6	391.9	3.5	395.4

Travel Out-Of-State

Program Expenditure Schedule

Agency: Department of Economic Security

	FY 2023 Actuals	FY 2024 Expenditure Plan	FY 2025 Funding Issue	FY 2025 Total Request
Program: DEA-2-0 Developmental Disabilities				
Airfare and Other Common Carrier Charges	0.5	0.4	-	0.4
Lodging Out-of-State	0.5	0.6	-	0.6
Meals with Overnight Stay	0.2	0.1	-	0.1
Other Miscellaneous Out-of- State Travel	0.2	0.1	-	0.1
Expenditure Category Total:	1.3	1.2	-	1.2

Fund Source

Appropriated Funds

AA1000 General Fund (Appropriated)	0.3	0.3	-	0.3
Appropriated Funds Total:	0.3	0.3	-	0.3

Non-Appropriated Funds

DE2224 Department Long-Term Care System Fund (Non-Appropriated)	1.0	0.9	-	0.9
Non-Appropriated Funds Total:	1.0	0.9	-	0.9
Fund Source Total:	1.3	1.2	-	1.2

Food

Food	627.7	671.4	-	671.4
Expenditure Category Total:	627.7	671.4	-	671.4

Fund Source

Appropriated Funds

AA1000 General Fund (Appropriated)	239.6	297.2	-	297.2
Appropriated Funds Total:	239.6	297.2	-	297.2

Non-Appropriated Funds

DE2224 Department Long-Term Care System Fund (Non-Appropriated)	388.1	374.2	-	374.2
Non-Appropriated Funds Total:	388.1	374.2	-	374.2
Fund Source Total:	627.7	671.4	-	671.4

Aid To Organizations & Individuals

Aid to Organizations and Individuals	152,265.2	88,836.1	300,510.1	389,346.2
Payments to Providers for Drugs & Medicine	4,762.5	4,714.3	-	4,714.3
Payments to Providers of Other Medical and Health Services	16,417.4	20,817.4	-	20,817.4

Program Expenditure Schedule

Agency: Department of Economic Security

	FY 2023 Actuals	FY 2024 Expenditure Plan	FY 2025 Funding Issue	FY 2025 Total Request
Program: DEA-2-0 Developmental Disabilities				
Direct Public Assistance	1,261.8	1,608.9	-	1,608.9
Social Services	2,734,100.9	2,912,519.5	-	2,912,519.5
Amounts Paid Directly to Service Providers contracted by the State to Provide Aid on behalf of Individuals	1.9	1.9	-	1.9
Expenditure Category Total:	2,908,809.8	3,028,498.1	300,510.1	3,329,008.2

Fund Source

Appropriated Funds

AA1000	General Fund (Appropriated)	672,638.7	929,227.7	99,387.4	1,028,615.1
DE2066	Special Administration Fund (Appropriated)	1,220.0	1,220.0	-	1,220.0
DE2224	Department Long-Term Care System Fund (Appropriated)	26,954.3	33,354.3	6,600.0	39,954.3
Appropriated Funds Total:		700,812.9	963,802.0	105,987.4	1,069,789.4

Non-Appropriated Funds

DE2000	Federal Grants Fund (Non-Appropriated)	6,721.6	6,721.6	-	6,721.6
DE2224	Department Long-Term Care System Fund (Non-Appropriated)	2,146,807.3	2,003,461.6	194,522.7	2,197,984.3
DE2588	Health Care Investment Fund Expenditure Authority (Non-Appropriated)	54,370.5	54,412.3	-	54,412.3
DE3207	Special Olympics Fund (Non-Appropriated)	97.4	100.6	-	100.6
Non-Appropriated Funds Total:		2,207,996.8	2,064,696.1	194,522.7	2,259,218.8
Fund Source Total:		2,908,809.8	3,028,498.1	300,510.1	3,329,008.2

Other Operating Expenditures

Other Operating Expenses	-	-	10,945.2	10,945.2
Other Operating Expenditures Excluded from Cost Allocation	2.4	2.6	-	2.6
Premium Tax on Social Program-Related Insurance Payments	57,644.6	62,721.3	-	62,721.3
External Telecommunications Charges	3,330.5	3,160.7	-	3,160.7
Sanitation Waste Disposal	75.1	81.5	-	81.5
Water	48.3	52.4	-	52.4
Gas & Fuel Oil for Buildings	4.6	5.0	-	5.0
Rental of Other Machinery & Equipment	1.0	1.0	-	1.0
Miscellaneous Rent	2,536.9	2,643.4	-	2,643.4
Repair & Maintenance - Buildings	1,174.2	962.4	-	962.4
Repair & Maintenance - Vehicles	206.2	204.7	-	204.7

Program Expenditure Schedule

Agency: Department of Economic Security

	FY 2023 Actuals	FY 2024 Expenditure Plan	FY 2025 Funding Issue	FY 2025 Total Request
Program: DEA-2-0 Developmental Disabilities				
Repair & Maintenance - Other Equipment	86.4	93.8	-	93.8
Repair & Maintenance - Other	921.9	889.9	-	889.9
Software Support, Maintenance Short-term Licensing	327.7	324.8	-	324.8
Office Supplies	275.0	262.1	-	262.1
Housekeeping Supplies	154.4	167.6	-	167.6
Drugs & Medicine Supplies	57.6	62.6	-	62.6
Medical and Dental Supplies	475.4	516.2	-	516.2
Automotive and Transportation Fuels	45.8	42.8	-	42.8
Automotive Lubricants & Supplies	0.2	0.2	-	0.2
Repair & Maintenance Supplies - Neither Automotive Nor Related to Buildings	8.4	9.2	-	9.2
Repair & Maintenance Supplies - Related to Buildings	45.1	48.9	-	48.9
Other Operating Supplies	46.2	46.4	-	46.4
Employee Tuition Reimbursement	285.5	301.0	-	301.0
Conference Registration / Attendance Fees	68.9	63.2	-	63.2
Other Education & Training Costs	225.8	268.4	-	268.4
Advertising	1,032.1	1,581.2	-	1,581.2
External Printing	4.0	4.0	-	4.0
Postage & Delivery	226.5	268.3	-	268.3
Document Shredding and Destruction Services	2.7	2.9	-	2.9
Translation and sign language services	5.8	5.8	-	5.8
Awards	1.2	1.2	-	1.2
Entertainment & Promotional Items	41.3	44.8	-	44.8
Dues	44.6	34.3	-	34.3
Books, Subscriptions & Publications	31.4	36.4	-	36.4
Fingerprinting, Background Checks, Etc.	2.5	2.7	-	2.7
Other Miscellaneous Operating	1,403.9	929.0	-	929.0
Expenditure Category Total:	70,844.2	75,842.7	10,945.2	86,787.9

Fund Source

Appropriated Funds

AA1000	General Fund (Appropriated)	16,377.0	24,886.7	3,832.6	28,719.3
DE2224	Department Long-Term Care System Fund (Appropriated)	225.7	279.3	-	279.3

Program Expenditure Schedule

Agency: Department of Economic Security

		FY 2023 Actuals	FY 2024 Expenditure Plan	FY 2025 Funding Issue	FY 2025 Total Request
Program: DEA-2-0 Developmental Disabilities					
Appropriated Funds Total:		16,602.7	25,166.0	3,832.6	28,998.6
Non-Appropriated Funds					
DE2000	Federal Grants Fund (Non-Appropriated)	50.9	51.0	-	51.0
DE2224	Department Long-Term Care System Fund (Non-Appropriated)	54,190.6	50,625.7	7,112.6	57,738.3
Non-Appropriated Funds Total:		54,241.5	50,676.7	7,112.6	57,789.3
Fund Source Total:		70,844.2	75,842.7	10,945.2	86,787.9

Capital Equipment

Capital Equipment	-	-	-	-
Expenditure Category Total:	-	-	-	-

Fund Source

Appropriated Funds					
AA1000	General Fund (Appropriated)	-	-	-	-
Appropriated Funds Total:		-	-	-	-
Fund Source Total:		-	-	-	-

Non-Capital Equipment

Non-Capital Resources	-	-	3.8	3.8
Furniture - Non-Capital Purchase	3,827.7	4,555.6	-	4,555.6
Computer Equipment – Non- Capitalized Purchases	1.6	1.6	-	1.6
Telecommunications Equipment - Non-Capital Purchase	135.8	138.5	-	138.5
Other Equipment - Non- Capital Purchase	132.8	159.4	-	159.4
Purchased or licensed software / website	58.5	40.5	-	40.5
Expenditure Category Total:	4,156.4	4,895.6	3.8	4,899.4

Fund Source

Appropriated Funds					
AA1000	General Fund (Appropriated)	1,033.0	1,592.2	3.8	1,596.0
DE2224	Department Long-Term Care System Fund (Appropriated)	0.6	0.7	-	0.7
Appropriated Funds Total:		1,033.6	1,592.9	3.8	1,596.7

Program Expenditure Schedule

Agency: Department of Economic Security

		FY 2023 Actuals	FY 2024 Expenditure Plan	FY 2025 Funding Issue	FY 2025 Total Request
Program: DEA-2-0 Developmental Disabilities					
Non-Appropriated Funds					
DE2224	Department Long-Term Care System Fund (Non-Appropriated)	3,122.9	3,302.7	-	3,302.7
	Non-Appropriated Funds Total:	3,122.9	3,302.7	-	3,302.7
	Fund Source Total:	4,156.4	4,895.6	3.8	4,899.4

Transfers-Out

	Transfers Out – Not Subject to Cost Allocation	5,710.3	6,055.5	-	6,055.5
	Expenditure Category Total:	5,710.3	6,055.5	-	6,055.5

Fund Source

Appropriated Funds					
AA1000	General Fund (Appropriated)	5,710.3	6,055.5	-	6,055.5
	Appropriated Funds Total:	5,710.3	6,055.5	-	6,055.5
	Fund Source Total:	5,710.3	6,055.5	-	6,055.5

Sub Program: DEA-2-1 Developmental Disabilities

FTE

	FTE	458.0	458.0	-	458.0
	Expenditure Category Total:	-	-	-	-

Fund Source

Appropriated Funds					
AA1000	General Fund (Appropriated)	46.0	46.0	-	46.0
	Appropriated Funds Total:	46.0	46.0	-	46.0
Non-Appropriated Funds					
DE2224	Department Long-Term Care System Fund (Non-Appropriated)	412.0	412.0	-	412.0
	Non-Appropriated Funds Total:	412.0	412.0	-	412.0
	Fund Source Total:	458.0	458.0	-	458.0

Personal Services

	Personal Services	26,666.3	24,275.9	-	24,275.9
	Expenditure Category Total:	26,666.3	24,275.9	-	24,275.9

Fund Source

Program Expenditure Schedule

Agency: Department of Economic Security

	FY 2023 Actuals	FY 2024 Expenditure Plan	FY 2025 Funding Issue	FY 2025 Total Request
--	--------------------	--------------------------------	-----------------------------	-----------------------------

Program: DEA-2-0 Developmental Disabilities

Sub Program: DEA-2-1 Developmental Disabilities

Appropriated Funds

AA1000	General Fund (Appropriated)	5,927.5	9,081.6	-	9,081.6
Appropriated Funds Total:		5,927.5	9,081.6	-	9,081.6

Non-Appropriated Funds

DE2224	Department Long-Term Care System Fund (Non-Appropriated)	20,738.8	15,194.3	-	15,194.3
Non-Appropriated Funds Total:		20,738.8	15,194.3	-	15,194.3
Fund Source Total:		26,666.3	24,275.9	-	24,275.9

Employee Related Expenditures

	FICA Taxes	1,996.9	1,811.8	-	1,811.8
	Medical Insurance	5,483.2	5,016.8	-	5,016.8
	Basic Life	3.2	2.9	-	2.9
	Long-Term Disability (ASRS)	34.9	31.7	-	31.7
	Dental Insurance	37.3	34.5	-	34.5
	Workers' Compensation	175.8	159.5	-	159.5
	Arizona State Retirement System	3,001.9	2,723.9	-	2,723.9
	Alternate Retirement Contributions – Reemployed Retirees	38.5	28.2	-	28.2
	Personnel Board Pro-Rata Charges	233.2	211.7	-	211.7
	Information Technology Pro Rata Charge	155.1	140.7	-	140.7
	Accumulated Sick Leave Fund Charge	108.5	98.5	-	98.5
Expenditure Category Total:		11,268.6	10,260.2	-	10,260.2

Fund Source

Appropriated Funds

AA1000	General Fund (Appropriated)	2,507.0	3,841.1	-	3,841.1
Appropriated Funds Total:		2,507.0	3,841.1	-	3,841.1

Non-Appropriated Funds

DE2224	Department Long-Term Care System Fund (Non-Appropriated)	8,761.6	6,419.1	-	6,419.1
Non-Appropriated Funds Total:		8,761.6	6,419.1	-	6,419.1
Fund Source Total:		11,268.6	10,260.2	-	10,260.2

Program Expenditure Schedule

Agency: Department of Economic Security

	FY 2023 Actuals	FY 2024 Expenditure Plan	FY 2025 Funding Issue	FY 2025 Total Request
--	--------------------	--------------------------------	-----------------------------	-----------------------------

Program: DEA-2-0 Developmental Disabilities

Sub Program: DEA-2-1 Developmental Disabilities

Professional & Outside Services

Temporary Agency Services	3,126.5	2,290.7	-	2,290.7
Other Professional & Outside Services	5,162.8	5,372.6	-	5,372.6
Expenditure Category Total:	8,289.4	7,663.3	-	7,663.3

Fund Source

Appropriated Funds

AA1000 General Fund (Appropriated)	1,988.8	3,047.1	-	3,047.1
Appropriated Funds Total:	1,988.8	3,047.1	-	3,047.1

Non-Appropriated Funds

DE2224 Department Long-Term Care System Fund (Non-Appropriated)	6,300.6	4,616.2	-	4,616.2
Non-Appropriated Funds Total:	6,300.6	4,616.2	-	4,616.2
Fund Source Total:	8,289.4	7,663.3	-	7,663.3

Travel In-State

Mileage - Private Vehicle	0.0	-	-	-
Lodging	31.6	29.3	-	29.3
Other Miscellaneous In- State Travel	0.1	0.1	-	0.1
Expenditure Category Total:	31.7	29.4	-	29.4

Fund Source

Appropriated Funds

AA1000 General Fund (Appropriated)	7.7	11.7	-	11.7
Appropriated Funds Total:	7.7	11.7	-	11.7

Non-Appropriated Funds

DE2224 Department Long-Term Care System Fund (Non-Appropriated)	24.1	17.7	-	17.7
Non-Appropriated Funds Total:	24.1	17.7	-	17.7
Fund Source Total:	31.7	29.4	-	29.4

Aid To Organizations & Individuals

Aid to Organizations and Individuals	143,845.2	80,416.1	-	80,416.1
Social Services	97.4	100.6	-	100.6
Expenditure Category Total:	143,942.6	80,516.7	-	80,516.7

Program Expenditure Schedule

Agency: Department of Economic Security

	FY 2023 Actuals	FY 2024 Expenditure Plan	FY 2025 Funding Issue	FY 2025 Total Request
--	--------------------	--------------------------------	-----------------------------	-----------------------------

Program: DEA-2-0 Developmental Disabilities

Sub Program: DEA-2-1 Developmental Disabilities

Fund Source

Appropriated Funds

AA1000	General Fund (Appropriated)	-	22,595.7	-	22,595.7
Appropriated Funds Total:		-	22,595.7	-	22,595.7

Non-Appropriated Funds

DE2224	Department Long-Term Care System Fund (Non-Appropriated)	143,845.2	57,820.4	-	57,820.4
DE3207	Special Olympics Fund (Non-Appropriated)	97.4	100.6	-	100.6
Non-Appropriated Funds Total:		143,942.6	57,921.0	-	57,921.0
Fund Source Total:		143,942.6	80,516.7	-	80,516.7

Other Operating Expenditures

External Telecommunications Charges	1,708.6	1,267.8	-	1,267.8
Miscellaneous Rent	805.8	735.1	-	735.1
Repair & Maintenance - Buildings	247.3	184.7	-	184.7
Repair & Maintenance - Vehicles	51.9	38.8	-	38.8
Repair & Maintenance - Other	326.1	243.1	-	243.1
Office Supplies	136.4	101.8	-	101.8
Automotive and Transportation Fuels	20.9	15.6	-	15.6
Other Operating Supplies	10.7	7.9	-	7.9
Employee Tuition Reimbursement	88.2	65.9	-	65.9
Conference Registration / Attendance Fees	36.5	26.7	-	26.7
Advertising	1,031.8	1,580.9	-	1,580.9
Dues	38.7	28.4	-	28.4
Other Miscellaneous Operating	43.7	39.4	-	39.4
Expenditure Category Total:	4,546.5	4,336.1	-	4,336.1

Fund Source

Appropriated Funds

AA1000	General Fund (Appropriated)	1,257.0	1,925.9	-	1,925.9
Appropriated Funds Total:		1,257.0	1,925.9	-	1,925.9

Program Expenditure Schedule

Agency: Department of Economic Security

	FY 2023 Actuals	FY 2024 Expenditure Plan	FY 2025 Funding Issue	FY 2025 Total Request
--	--------------------	--------------------------------	-----------------------------	-----------------------------

Program: DEA-2-0 Developmental Disabilities

Sub Program: DEA-2-1 Developmental Disabilities

Non-Appropriated Funds

DE2224	Department Long-Term Care System Fund (Non-Appropriated)	3,289.5	2,410.2	-	2,410.2
Non-Appropriated Funds Total:		3,289.5	2,410.2	-	2,410.2
Fund Source Total:		4,546.5	4,336.1	-	4,336.1

Non-Capital Equipment

Furniture - Non-Capital Purchase	14.4	13.2	-	13.2
Computer Equipment – Non- Capitalized Purchases	1.5	1.4	-	1.4
Telecommunications Equipment - Non-Capital Purchase	126.2	122.4	-	122.4
Other Equipment - Non- Capital Purchase	0.8	0.7	-	0.7
Purchased or licensed software / website	52.0	49.1	-	49.1
Expenditure Category Total:	194.8	186.8	-	186.8

Fund Source

Appropriated Funds

AA1000	General Fund (Appropriated)	55.0	84.2	-	84.2
Appropriated Funds Total:		55.0	84.2	-	84.2

Non-Appropriated Funds

DE2224	Department Long-Term Care System Fund (Non-Appropriated)	139.9	102.6	-	102.6
Non-Appropriated Funds Total:		139.9	102.6	-	102.6
Fund Source Total:		194.8	186.8	-	186.8

Sub Program: DEA-2-2 SLI Case Management - Medicaid

FTE

FTE	1,079.0	1,079.0	-	1,079.0
Expenditure Category Total:	-	-	-	-

Fund Source

Appropriated Funds

Program Expenditure Schedule

Agency: Department of Economic Security

	FY 2023 Actuals	FY 2024 Expenditure Plan	FY 2025 Funding Issue	FY 2025 Total Request
Program: DEA-2-0 Developmental Disabilities				
Sub Program: DEA-2-2 SLI Case Management - Medicaid				
AA1000 General Fund (Appropriated)	108.0	108.0	-	108.0
Appropriated Funds Total:	108.0	108.0	-	108.0
Non-Appropriated Funds				
DE2224 Department Long-Term Care System Fund (Non-Appropriated)	971.0	971.0	-	971.0
Non-Appropriated Funds Total:	971.0	971.0	-	971.0
Fund Source Total:	1,079.0	1,079.0	-	1,079.0

Personal Services

Personal Services	54,615.5	65,065.3	7,831.9	72,897.2
Expenditure Category Total:	54,615.5	65,065.3	7,831.9	72,897.2

Fund Source

Appropriated Funds

AA1000 General Fund (Appropriated)	13,385.7	20,769.5	2,640.2	23,409.7
Appropriated Funds Total:	13,385.7	20,769.5	2,640.2	23,409.7
Non-Appropriated Funds				
DE2224 Department Long-Term Care System Fund (Non-Appropriated)	41,229.8	44,295.8	5,191.7	49,487.5
Non-Appropriated Funds Total:	41,229.8	44,295.8	5,191.7	49,487.5
Fund Source Total:	54,615.5	65,065.3	7,831.9	72,897.2

Employee Related Expenditures

Employee Related Expenses	-	-	3,459.0	3,459.0
FICA Taxes	3,990.8	4,754.3	-	4,754.3
Medical Insurance	12,500.4	14,892.1	-	14,892.1
Basic Life	7.0	8.4	-	8.4
Long-Term Disability (ASRS)	71.0	84.6	-	84.6
Dental Insurance	94.7	112.8	-	112.8
Workers' Compensation	354.0	421.7	-	421.7
Arizona State Retirement System	6,103.6	7,271.4	-	7,271.4
Personnel Board Pro-Rata Charges	469.9	559.8	-	559.8
Information Technology Pro Rata Charge	311.9	371.6	-	371.6
Accumulated Sick Leave Fund Charge	218.5	260.3	-	260.3
Expenditure Category Total:	24,121.8	28,737.0	3,459.0	32,196.0

Program Expenditure Schedule

Agency: Department of Economic Security

	FY 2023 Actuals	FY 2024 Expenditure Plan	FY 2025 Funding Issue	FY 2025 Total Request
--	--------------------	--------------------------------	-----------------------------	-----------------------------

Program: DEA-2-0 Developmental Disabilities

Sub Program: DEA-2-2 SLI Case Management - Medicaid

Fund Source

Appropriated Funds					
AA1000	General Fund (Appropriated)	5,912.0	9,173.1	1,166.0	10,339.1
Appropriated Funds Total:		5,912.0	9,173.1	1,166.0	10,339.1
Non-Appropriated Funds					
DE2224	Department Long-Term Care System Fund (Non-Appropriated)	18,209.8	19,563.9	2,293.0	21,856.9
Non-Appropriated Funds Total:		18,209.8	19,563.9	2,293.0	21,856.9
Fund Source Total:		24,121.8	28,737.0	3,459.0	32,196.0

Professional & Outside Services

	Other Professional & Outside Services	2,644.6	3,150.6	-	3,150.6
Expenditure Category Total:		2,644.6	3,150.6	-	3,150.6

Fund Source

Appropriated Funds					
AA1000	General Fund (Appropriated)	648.2	1,005.7	-	1,005.7
Appropriated Funds Total:		648.2	1,005.7	-	1,005.7
Non-Appropriated Funds					
DE2224	Department Long-Term Care System Fund (Non-Appropriated)	1,996.4	2,144.9	-	2,144.9
Non-Appropriated Funds Total:		1,996.4	2,144.9	-	2,144.9
Fund Source Total:		2,644.6	3,150.6	-	3,150.6

Travel In-State

	Mileage - Private Vehicle	51.9	61.8	-	61.8
	Lodging	28.0	33.3	-	33.3
	Meals with Overnight Stay	2.6	3.1	-	3.1
	Meals without Overnight Stay	0.2	0.3	-	0.3
Expenditure Category Total:		82.7	98.5	-	98.5

Fund Source

Appropriated Funds					
AA1000	General Fund (Appropriated)	20.3	31.4	-	31.4

Program Expenditure Schedule

Agency: Department of Economic Security

	FY 2023 Actuals	FY 2024 Expenditure Plan	FY 2025 Funding Issue	FY 2025 Total Request
Program: DEA-2-0 Developmental Disabilities				
Sub Program: DEA-2-2 SLI Case Management - Medicaid				
Appropriated Funds Total:	20.3	31.4	-	31.4
Non-Appropriated Funds				
DE2224 Department Long-Term Care System Fund (Non-Appropriated)	62.4	67.1	-	67.1
Non-Appropriated Funds Total:	62.4	67.1	-	67.1
Fund Source Total:	82.7	98.5	-	98.5

Other Operating Expenditures

External Telecommunications Charges	1,248.0	1,486.8	-	1,486.8
Repair & Maintenance - Buildings	187.2	223.0	-	223.0
Office Supplies	88.1	104.9	-	104.9
Employee Tuition Reimbursement	184.5	219.9	-	219.9
Conference Registration / Attendance Fees	19.6	23.4	-	23.4
Other Education & Training Costs	210.3	250.5	-	250.5
Postage & Delivery	205.3	244.6	-	244.6
Books, Subscriptions & Publications	25.6	30.5	-	30.5
Expenditure Category Total:	2,168.5	2,583.6	-	2,583.6

Fund Source

Appropriated Funds				
AA1000 General Fund (Appropriated)	531.5	824.8	-	824.8
Appropriated Funds Total:	531.5	824.8	-	824.8
Non-Appropriated Funds				
DE2224 Department Long-Term Care System Fund (Non-Appropriated)	1,637.1	1,758.8	-	1,758.8
Non-Appropriated Funds Total:	1,637.1	1,758.8	-	1,758.8
Fund Source Total:	2,168.5	2,583.6	-	2,583.6

Non-Capital Equipment

Furniture - Non-Capital Purchase	3,798.2	4,524.9	-	4,524.9
Other Equipment - Non- Capital Purchase	82.0	97.7	-	97.7
Purchased or licensed software / website	0.3	0.3	-	0.3
Expenditure Category Total:	3,880.4	4,622.9	-	4,622.9

Fund Source

Program Expenditure Schedule

Agency: Department of Economic Security

		FY 2023 Actuals	FY 2024 Expenditure Plan	FY 2025 Funding Issue	FY 2025 Total Request
Program: DEA-2-0 Developmental Disabilities					
Sub Program: DEA-2-2 SLI Case Management - Medicaid					
Appropriated Funds					
AA1000	General Fund (Appropriated)	951.1	1,475.7	-	1,475.7
Appropriated Funds Total:		951.1	1,475.7	-	1,475.7
Non-Appropriated Funds					
DE2224	Department Long-Term Care System Fund (Non-Appropriated)	2,929.4	3,147.2	-	3,147.2
Non-Appropriated Funds Total:		2,929.4	3,147.2	-	3,147.2
Fund Source Total:		3,880.4	4,622.9	-	4,622.9

Sub Program: DEA-2-3 SLI Case Management State-Only

FTE					
FTE		89.0	89.0	-	89.0
Expenditure Category Total:		-	-	-	-

Fund Source					
Appropriated Funds					
AA1000	General Fund (Appropriated)	89.0	89.0	-	89.0
Appropriated Funds Total:		89.0	89.0	-	89.0
Fund Source Total:		89.0	89.0	-	89.0

Personal Services					
Personal Services		4,134.6	3,562.3	1,670.0	5,232.3
Expenditure Category Total:		4,134.6	3,562.3	1,670.0	5,232.3

Fund Source					
Appropriated Funds					
AA1000	General Fund (Appropriated)	4,134.6	3,562.3	1,670.0	5,232.3
Appropriated Funds Total:		4,134.6	3,562.3	1,670.0	5,232.3
Fund Source Total:		4,134.6	3,562.3	1,670.0	5,232.3

Employee Related Expenditures					
Employee Related Expenses		-	-	736.9	736.9

Program Expenditure Schedule

Agency: Department of Economic Security

	FY 2023 Actuals	FY 2024 Expenditure Plan	FY 2025 Funding Issue	FY 2025 Total Request
Program: DEA-2-0 Developmental Disabilities				
Sub Program: DEA-2-3 SLI Case Management State-Only				

FICA Taxes	301.4	259.7	-	259.7
Medical Insurance	947.7	816.4	-	816.4
Basic Life	0.5	0.5	-	0.5
Long-Term Disability (ASRS)	5.4	4.6	-	4.6
Dental Insurance	7.1	6.2	-	6.2
Workers' Compensation	26.8	23.0	-	23.0
Arizona State Retirement System	460.3	396.5	-	396.5
Personnel Board Pro-Rata Charges	35.5	30.6	-	30.6
Information Technology Pro Rata Charge	23.6	20.3	-	20.3
Accumulated Sick Leave Fund Charge	16.5	14.2	-	14.2
Expenditure Category Total:	1,824.8	1,572.0	736.9	2,308.9

Fund Source

Appropriated Funds

AA1000 General Fund (Appropriated)	1,824.8	1,572.0	736.9	2,308.9
Appropriated Funds Total:	1,824.8	1,572.0	736.9	2,308.9
Fund Source Total:	1,824.8	1,572.0	736.9	2,308.9

Professional & Outside Services

Professional and Outside Services	-	-	339.6	339.6
Other Professional & Outside Services	840.9	724.4	-	724.4
Expenditure Category Total:	840.9	724.4	339.6	1,064.0

Fund Source

Appropriated Funds

AA1000 General Fund (Appropriated)	840.9	724.4	339.6	1,064.0
Appropriated Funds Total:	840.9	724.4	339.6	1,064.0
Fund Source Total:	840.9	724.4	339.6	1,064.0

Travel In-State

Travel In-State	-	-	3.5	3.5
Mileage - Private Vehicle	5.7	4.9	-	4.9
Lodging	2.7	2.3	-	2.3
Meals with Overnight Stay	0.3	0.2	-	0.2

Program Expenditure Schedule

Agency: Department of Economic Security

	FY 2023 Actuals	FY 2024 Expenditure Plan	FY 2025 Funding Issue	FY 2025 Total Request
--	--------------------	--------------------------------	-----------------------------	-----------------------------

Program: DEA-2-0 Developmental Disabilities

Sub Program: DEA-2-3 SLI Case Management State-Only

Meals without Overnight Stay	0.0	-	-	-
Expenditure Category Total:	8.7	7.4	3.5	10.9

Fund Source

Appropriated Funds

AA1000 General Fund (Appropriated)	8.7	7.4	3.5	10.9
Appropriated Funds Total:	8.7	7.4	3.5	10.9
Fund Source Total:	8.7	7.4	3.5	10.9

Other Operating Expenditures

Other Operating Expenses	-	-	216.2	216.2
External Telecommunications Charges	3.1	2.6	-	2.6
Miscellaneous Rent	336.7	290.1	-	290.1
Office Supplies	0.4	0.3	-	0.3
Employee Tuition Reimbursement	0.7	0.6	-	0.6
Conference Registration / Attendance Fees	0.1	0.1	-	0.1
Other Education & Training Costs	0.8	0.7	-	0.7
Postage & Delivery	0.8	0.7	-	0.7
Books, Subscriptions & Publications	0.1	0.1	-	0.1
Other Miscellaneous Operating	192.8	166.1	-	166.1
Expenditure Category Total:	535.4	461.3	216.2	677.5

Fund Source

Appropriated Funds

AA1000 General Fund (Appropriated)	535.4	461.3	216.2	677.5
Appropriated Funds Total:	535.4	461.3	216.2	677.5
Fund Source Total:	535.4	461.3	216.2	677.5

Capital Equipment

Capital Equipment	-	-	-	-
Expenditure Category Total:	-	-	-	-

Fund Source

Appropriated Funds

AA1000 General Fund (Appropriated)	-	-	-	-
------------------------------------	---	---	---	---

Program Expenditure Schedule

Agency: Department of Economic Security

	FY 2023 Actuals	FY 2024 Expenditure Plan	FY 2025 Funding Issue	FY 2025 Total Request
Program: DEA-2-0 Developmental Disabilities				
Sub Program: DEA-2-3 SLI Case Management State-Only				
Appropriated Funds Total:	-	-	-	-
Fund Source Total:	-	-	-	-

Non-Capital Equipment

Non-Capital Resources	-	-	3.8	3.8
Furniture - Non-Capital Purchase	0.5	0.5	-	0.5
Other Equipment - Non- Capital Purchase	9.0	7.7	-	7.7
Purchased or licensed software / website	0.0	-	-	-
Expenditure Category Total:	9.6	8.2	3.8	12.0

Fund Source

Appropriated Funds

AA1000	General Fund (Appropriated)	9.6	8.2	3.8	12.0
	Appropriated Funds Total:	9.6	8.2	3.8	12.0
	Fund Source Total:	9.6	8.2	3.8	12.0

Sub Program: DEA-2-4 SLI Home and Community Based Services - Medicaid

FTE

FTE	273.0	273.0	-	273.0
Expenditure Category Total:	-	-	-	-

Fund Source

Appropriated Funds

AA1000	General Fund (Appropriated)	27.0	27.0	-	27.0
	Appropriated Funds Total:	27.0	27.0	-	27.0

Non-Appropriated Funds

DE2224	Department Long-Term Care System Fund (Non-Appropriated)	246.0	246.0	-	246.0
	Non-Appropriated Funds Total:	246.0	246.0	-	246.0
	Fund Source Total:	273.0	273.0	-	273.0

Personal Services

Program Expenditure Schedule

Agency: Department of Economic Security

	FY 2023 Actuals	FY 2024 Expenditure Plan	FY 2025 Funding Issue	FY 2025 Total Request
--	--------------------	--------------------------------	-----------------------------	-----------------------------

Program: DEA-2-0 Developmental Disabilities

Sub Program: DEA-2-4 SLI Home and Community Based Services - Medicaid

Personal Services	14,552.8	19,287.2	-	19,287.2
Expenditure Category Total:	14,552.8	19,287.2	-	19,287.2

Fund Source

Appropriated Funds

AA1000 General Fund (Appropriated)	4,214.4	5,817.8	-	5,817.8
Appropriated Funds Total:	4,214.4	5,817.8	-	5,817.8

Non-Appropriated Funds

DE2224 Department Long-Term Care System Fund (Non-Appropriated)	10,338.4	13,469.4	-	13,469.4
Non-Appropriated Funds Total:	10,338.4	13,469.4	-	13,469.4
Fund Source Total:	14,552.8	19,287.2	-	19,287.2

Employee Related Expenditures

Employee Related Expenses	5,770.8	7,648.2	-	7,648.2
Expenditure Category Total:	5,770.8	7,648.2	-	7,648.2

Fund Source

Appropriated Funds

AA1000 General Fund (Appropriated)	1,671.2	2,307.0	-	2,307.0
Appropriated Funds Total:	1,671.2	2,307.0	-	2,307.0

Non-Appropriated Funds

DE2224 Department Long-Term Care System Fund (Non-Appropriated)	4,099.6	5,341.2	-	5,341.2
Non-Appropriated Funds Total:	4,099.6	5,341.2	-	5,341.2
Fund Source Total:	5,770.8	7,648.2	-	7,648.2

Professional & Outside Services

Other Professional & Outside Services	1,049.5	1,390.9	-	1,390.9
Expenditure Category Total:	1,049.5	1,390.9	-	1,390.9

Fund Source

Appropriated Funds

AA1000 General Fund (Appropriated)	303.9	419.6	-	419.6
Appropriated Funds Total:	303.9	419.6	-	419.6

Program Expenditure Schedule

Agency: Department of Economic Security

	FY 2023 Actuals	FY 2024 Expenditure Plan	FY 2025 Funding Issue	FY 2025 Total Request
--	--------------------	--------------------------------	-----------------------------	-----------------------------

Program: DEA-2-0 Developmental Disabilities

Sub Program: DEA-2-4 SLI Home and Community Based Services - Medicaid

Non-Appropriated Funds

DE2224 Department Long-Term Care System Fund (Non-Appropriated)	745.6	971.3	-	971.3
Non-Appropriated Funds Total:	745.6	971.3	-	971.3
Fund Source Total:	1,049.5	1,390.9	-	1,390.9

Travel In-State

Travel In-State	175.0	232.0	-	232.0
Expenditure Category Total:	175.0	232.0	-	232.0

Fund Source

Appropriated Funds

AA1000 General Fund (Appropriated)	50.7	70.0	-	70.0
Appropriated Funds Total:	50.7	70.0	-	70.0

Non-Appropriated Funds

DE2224 Department Long-Term Care System Fund (Non-Appropriated)	124.3	162.0	-	162.0
Non-Appropriated Funds Total:	124.3	162.0	-	162.0
Fund Source Total:	175.0	232.0	-	232.0

Food

Food	1.5	2.0	-	2.0
Expenditure Category Total:	1.5	2.0	-	2.0

Fund Source

Appropriated Funds

AA1000 General Fund (Appropriated)	0.4	0.6	-	0.6
Appropriated Funds Total:	0.4	0.6	-	0.6

Non-Appropriated Funds

DE2224 Department Long-Term Care System Fund (Non-Appropriated)	1.1	1.4	-	1.4
Non-Appropriated Funds Total:	1.1	1.4	-	1.4
Fund Source Total:	1.5	2.0	-	2.0

Aid To Organizations & Individuals

Program Expenditure Schedule

Agency: Department of Economic Security

	FY 2023 Actuals	FY 2024 Expenditure Plan	FY 2025 Funding Issue	FY 2025 Total Request
Program: DEA-2-0 Developmental Disabilities				
Sub Program: DEA-2-4 SLI Home and Community Based Services - Medicaid				
Aid to Organizations and Individuals	-	-	239,767.0	239,767.0
Direct Public Assistance	906.1	1,201.0	-	1,201.0
Social Services	1,751,805.0	2,202,674.3	-	2,202,674.3
Expenditure Category Total:	1,752,711.2	2,203,875.3	239,767.0	2,443,642.3

Fund Source

Appropriated Funds				
AA1000 General Fund (Appropriated)	507,578.7	700,695.0	80,824.2	781,519.2
Appropriated Funds Total:	507,578.7	700,695.0	80,824.2	781,519.2
Non-Appropriated Funds				
DE2224 Department Long-Term Care System Fund (Non-Appropriated)	1,234,384.2	1,492,435.1	158,942.8	1,651,377.9
DE2588 Health Care Investment Fund Expenditure Authority (Non-Appropriated)	10,748.3	10,745.2	-	10,745.2
Non-Appropriated Funds Total:	1,245,132.5	1,503,180.3	158,942.8	1,662,123.1
Fund Source Total:	1,752,711.2	2,203,875.3	239,767.0	2,443,642.3

Other Operating Expenditures

Miscellaneous Rent	459.0	608.3	-	608.3
Other Miscellaneous Operating	565.4	749.3	-	749.3
Expenditure Category Total:	1,024.4	1,357.6	-	1,357.6

Fund Source

Appropriated Funds				
AA1000 General Fund (Appropriated)	296.7	409.5	-	409.5
Appropriated Funds Total:	296.7	409.5	-	409.5
Non-Appropriated Funds				
DE2224 Department Long-Term Care System Fund (Non-Appropriated)	727.7	948.1	-	948.1
Non-Appropriated Funds Total:	727.7	948.1	-	948.1
Fund Source Total:	1,024.4	1,357.6	-	1,357.6

Non-Capital Equipment

Furniture - Non-Capital Purchase	1.7	2.3	-	2.3
Other Equipment - Non-Capital Purchase	6.1	8.0	-	8.0

Program Expenditure Schedule

Agency: Department of Economic Security

	FY 2023 Actuals	FY 2024 Expenditure Plan	FY 2025 Funding Issue	FY 2025 Total Request
Program: DEA-2-0 Developmental Disabilities				
Sub Program: DEA-2-4 SLI Home and Community Based Services - Medicaid				
Purchased or licensed software / website	1.5	2.0	-	2.0
Expenditure Category Total:	9.3	12.3	-	12.3
Fund Source				
Appropriated Funds				
AA1000 General Fund (Appropriated)	2.7	3.7	-	3.7
Appropriated Funds Total:	2.7	3.7	-	3.7
Non-Appropriated Funds				
DE2224 Department Long-Term Care System Fund (Non-Appropriated)	6.6	8.6	-	8.6
Non-Appropriated Funds Total:	6.6	8.6	-	8.6
Fund Source Total:	9.3	12.3	-	12.3

Sub Program: DEA-2-5 SLI Home and Community Based Services State-Only

Food				
Food	121.8	121.8	-	121.8
Expenditure Category Total:	121.8	121.8	-	121.8

Fund Source				
Appropriated Funds				
AA1000 General Fund (Appropriated)	121.8	121.8	-	121.8
Appropriated Funds Total:	121.8	121.8	-	121.8
Fund Source Total:	121.8	121.8	-	121.8

Aid To Organizations & Individuals				
Direct Public Assistance	4.5	4.5	-	4.5
Social Services	12,959.0	13,959.0	-	13,959.0
Amounts Paid Directly to Service Providers contracted by the State to Provide Aid on behalf of Individuals	1.9	1.9	-	1.9
Expenditure Category Total:	12,965.4	13,965.4	-	13,965.4

Fund Source

Program Expenditure Schedule

Agency: Department of Economic Security

	FY 2023 Actuals	FY 2024 Expenditure Plan	FY 2025 Funding Issue	FY 2025 Total Request
Program: DEA-2-0 Developmental Disabilities				
Sub Program: DEA-2-5 SLI Home and Community Based Services State-Only				
Appropriated Funds				
AA1000 General Fund (Appropriated)	12,965.4	13,965.4	-	13,965.4
Appropriated Funds Total:	12,965.4	13,965.4	-	13,965.4
Fund Source Total:	12,965.4	13,965.4	-	13,965.4

Other Operating Expenditures

Postage & Delivery	1.8	1.8	-	1.8
Expenditure Category Total:	1.8	1.8	-	1.8

Fund Source

Appropriated Funds				
AA1000 General Fund (Appropriated)	1.8	1.8	-	1.8
Appropriated Funds Total:	1.8	1.8	-	1.8
Fund Source Total:	1.8	1.8	-	1.8

Sub Program: DEA-2-6 SLI Institutional Services - Medicaid

FTE

FTE	349.0	349.0	-	349.0
Expenditure Category Total:	-	-	-	-

Fund Source

Appropriated Funds				
AA1000 General Fund (Appropriated)	35.0	35.0	-	35.0
Appropriated Funds Total:	35.0	35.0	-	35.0
Non-Appropriated Funds				
DE2224 Department Long-Term Care System Fund (Non-Appropriated)	314.0	314.0	-	314.0
Non-Appropriated Funds Total:	314.0	314.0	-	314.0
Fund Source Total:	349.0	349.0	-	349.0

Personal Services

Personal Services	16,648.8	18,077.6	-	18,077.6
-------------------	----------	----------	---	----------

Program Expenditure Schedule

Agency: Department of Economic Security

	FY 2023 Actuals	FY 2024 Expenditure Plan	FY 2025 Funding Issue	FY 2025 Total Request
--	--------------------	--------------------------------	-----------------------------	-----------------------------

Program: DEA-2-0 Developmental Disabilities

Sub Program: DEA-2-6 SLI Institutional Services - Medicaid

Expenditure Category Total:	16,648.8	18,077.6	-	18,077.6
------------------------------------	----------	----------	---	----------

Fund Source

Appropriated Funds

AA1000 General Fund (Appropriated)	3,872.9	5,770.8	-	5,770.8
Appropriated Funds Total:	3,872.9	5,770.8	-	5,770.8

Non-Appropriated Funds

DE2224 Department Long-Term Care System Fund (Non-Appropriated)	12,775.9	12,306.8	-	12,306.8
Non-Appropriated Funds Total:	12,775.9	12,306.8	-	12,306.8
Fund Source Total:	16,648.8	18,077.6	-	18,077.6

Employee Related Expenditures

FICA Taxes	1,230.9	1,336.5	-	1,336.5
Medical Insurance	3,093.4	3,358.6	-	3,358.6
Basic Life	2.3	2.5	-	2.5
Long-Term Disability (ASRS)	19.3	20.9	-	20.9
Dental Insurance	24.5	26.6	-	26.6
Workers' Compensation	103.3	112.1	-	112.1
Arizona State Retirement System	1,656.5	1,798.6	-	1,798.6
Alternate Retirement Contributions – Reemployed Retirees	53.0	57.6	-	57.6
Personnel Board Pro-Rata Charges	143.2	155.4	-	155.4
Information Technology Pro Rata Charge	95.5	103.7	-	103.7
Accumulated Sick Leave Fund Charge	66.4	72.1	-	72.1
Expenditure Category Total:	6,488.2	7,044.6	-	7,044.6

Fund Source

Appropriated Funds

AA1000 General Fund (Appropriated)	1,509.3	2,248.7	-	2,248.7
Appropriated Funds Total:	1,509.3	2,248.7	-	2,248.7

Non-Appropriated Funds

DE2224 Department Long-Term Care System Fund (Non-Appropriated)	4,978.9	4,795.9	-	4,795.9
Non-Appropriated Funds Total:	4,978.9	4,795.9	-	4,795.9

Program Expenditure Schedule

Agency: Department of Economic Security

	FY 2023 Actuals	FY 2024 Expenditure Plan	FY 2025 Funding Issue	FY 2025 Total Request
--	--------------------	--------------------------------	-----------------------------	-----------------------------

Program: DEA-2-0 Developmental Disabilities

Sub Program: DEA-2-6 SLI Institutional Services - Medicaid

Fund Source Total:	6,488.2	7,044.6	-	7,044.6
---------------------------	---------	---------	---	---------

Professional & Outside Services

Other External Financial Services	38.6	41.9	-	41.9
Temporary Agency Services	3,816.8	4,144.2	-	4,144.2
Other Medical Services	2,626.8	2,852.0	-	2,852.0
Education & Training	0.6	0.7	-	0.7
Costs related to those in custody of the State	0.1	-	-	-
Other Professional & Outside Services	77.8	84.5	-	84.5
Expenditure Category Total:	6,560.6	7,123.3	-	7,123.3

Fund Source

Appropriated Funds

AA1000	General Fund (Appropriated)	1,526.2	2,273.9	-	2,273.9
Appropriated Funds Total:		1,526.2	2,273.9	-	2,273.9

Non-Appropriated Funds

DE2224	Department Long-Term Care System Fund (Non-Appropriated)	5,034.5	4,849.4	-	4,849.4
Non-Appropriated Funds Total:		5,034.5	4,849.4	-	4,849.4
Fund Source Total:		6,560.6	7,123.3	-	7,123.3

Travel In-State

Mileage - Private Vehicle	0.5	0.6	-	0.6
Lodging	0.5	0.5	-	0.5
Meals with Overnight Stay	0.0	-	-	-
Expenditure Category Total:	1.0	1.1	-	1.1

Fund Source

Appropriated Funds

AA1000	General Fund (Appropriated)	0.2	0.4	-	0.4
Appropriated Funds Total:		0.2	0.4	-	0.4

Program Expenditure Schedule

Agency: Department of Economic Security

	FY 2023 Actuals	FY 2024 Expenditure Plan	FY 2025 Funding Issue	FY 2025 Total Request
--	--------------------	--------------------------------	-----------------------------	-----------------------------

Program: DEA-2-0 Developmental Disabilities

Sub Program: DEA-2-6 SLI Institutional Services - Medicaid

Non-Appropriated Funds

DE2224	Department Long-Term Care System Fund (Non-Appropriated)	0.8	0.7	-	0.7
Non-Appropriated Funds Total:		0.8	0.7	-	0.7
Fund Source Total:		1.0	1.1	-	1.1

Food

	Food	504.4	547.6	-	547.6
Expenditure Category Total:		504.4	547.6	-	547.6

Fund Source

Appropriated Funds

AA1000	General Fund (Appropriated)	117.3	174.8	-	174.8
Appropriated Funds Total:		117.3	174.8	-	174.8

Non-Appropriated Funds

DE2224	Department Long-Term Care System Fund (Non-Appropriated)	387.1	372.8	-	372.8
Non-Appropriated Funds Total:		387.1	372.8	-	372.8
Fund Source Total:		504.4	547.6	-	547.6

Aid To Organizations & Individuals

	Aid to Organizations and Individuals	-	-	-	-
	Social Services	10,212.5	11,088.4	-	11,088.4
Expenditure Category Total:		10,212.5	11,088.4	-	11,088.4

Fund Source

Appropriated Funds

AA1000	General Fund (Appropriated)	2,375.7	3,539.6	-	3,539.6
Appropriated Funds Total:		2,375.7	3,539.6	-	3,539.6

Non-Appropriated Funds

DE2224	Department Long-Term Care System Fund (Non-Appropriated)	7,836.8	7,548.8	-	7,548.8
Non-Appropriated Funds Total:		7,836.8	7,548.8	-	7,548.8
Fund Source Total:		10,212.5	11,088.4	-	11,088.4

Other Operating Expenditures

Program Expenditure Schedule

Agency: Department of Economic Security

	FY 2023 Actuals	FY 2024 Expenditure Plan	FY 2025 Funding Issue	FY 2025 Total Request
Program: DEA-2-0 Developmental Disabilities				
Sub Program: DEA-2-6 SLI Institutional Services - Medicaid				
Other Operating Expenditures Excluded from Cost Allocation	2.4	2.6	-	2.6
External Telecommunications Charges	195.6	212.4	-	212.4
Sanitation Waste Disposal	75.1	81.5	-	81.5
Water	48.3	52.4	-	52.4
Gas & Fuel Oil for Buildings	4.6	5.0	-	5.0
Rental of Other Machinery & Equipment	1.0	1.0	-	1.0
Miscellaneous Rent	404.2	438.9	-	438.9
Repair & Maintenance - Buildings	418.5	454.3	-	454.3
Repair & Maintenance - Vehicles	136.9	148.6	-	148.6
Repair & Maintenance - Other Equipment	86.4	93.8	-	93.8
Repair & Maintenance - Other	583.3	633.4	-	633.4
Software Support, Maintenance Short-term Licensing	2.1	2.3	-	2.3
Office Supplies	44.7	48.5	-	48.5
Housekeeping Supplies	154.4	167.6	-	167.6
Drugs & Medicine Supplies	57.4	62.3	-	62.3
Medical and Dental Supplies	475.2	515.9	-	515.9
Automotive and Transportation Fuels	24.5	26.6	-	26.6
Automotive Lubricants & Supplies	0.2	0.2	-	0.2
Repair & Maintenance Supplies - Neither Automotive Nor Related to Buildings	8.4	9.1	-	9.1
Repair & Maintenance Supplies - Related to Buildings	45.1	48.9	-	48.9
Other Operating Supplies	34.9	37.9	-	37.9
Employee Tuition Reimbursement	7.3	7.9	-	7.9
Other Education & Training Costs	7.3	7.9	-	7.9
Advertising	0.1	-	-	-
External Printing	0.6	0.6	-	0.6
Postage & Delivery	7.2	7.8	-	7.8
Document Shredding and Destruction Services	2.0	2.2	-	2.2
Entertainment & Promotional Items	41.3	44.8	-	44.8
Dues	0.2	0.3	-	0.3
Fingerprinting, Background Checks, Etc.	1.4	1.6	-	1.6

Program Expenditure Schedule

Agency: Department of Economic Security

	FY 2023 Actuals	FY 2024 Expenditure Plan	FY 2025 Funding Issue	FY 2025 Total Request
--	--------------------	--------------------------------	-----------------------------	-----------------------------

Program: DEA-2-0 Developmental Disabilities

Sub Program: DEA-2-6 SLI Institutional Services - Medicaid

Other Miscellaneous Operating	51.5	56.0	-	56.0
Expenditure Category Total:	2,922.1	3,172.3	-	3,172.3

Fund Source

Appropriated Funds

AA1000 General Fund (Appropriated)	679.7	1,012.5	-	1,012.5
Appropriated Funds Total:	679.7	1,012.5	-	1,012.5

Non-Appropriated Funds

DE2224 Department Long-Term Care System Fund (Non-Appropriated)	2,242.3	2,159.8	-	2,159.8
Non-Appropriated Funds Total:	2,242.3	2,159.8	-	2,159.8
Fund Source Total:	2,922.1	3,172.3	-	3,172.3

Non-Capital Equipment

Furniture - Non-Capital Purchase	9.0	9.7	-	9.7
Telecommunications Equipment - Non-Capital Purchase	0.1	0.1	-	0.1
Other Equipment - Non-Capital Purchase	23.2	25.3	-	25.3
Expenditure Category Total:	32.3	35.1	-	35.1

Fund Source

Appropriated Funds

AA1000 General Fund (Appropriated)	7.5	11.2	-	11.2
Appropriated Funds Total:	7.5	11.2	-	11.2

Non-Appropriated Funds

DE2224 Department Long-Term Care System Fund (Non-Appropriated)	24.8	23.9	-	23.9
Non-Appropriated Funds Total:	24.8	23.9	-	23.9
Fund Source Total:	32.3	35.1	-	35.1

Sub Program: DEA-2-9 SLI State-Funded Long Term Care Services

FTE

FTE	2.0	2.0	-	2.0
-----	-----	-----	---	-----

Program Expenditure Schedule

Agency: Department of Economic Security

	FY 2023 Actuals	FY 2024 Expenditure Plan	FY 2025 Funding Issue	FY 2025 Total Request
--	--------------------	--------------------------------	-----------------------------	-----------------------------

Program: DEA-2-0 Developmental Disabilities

Sub Program: DEA-2-9 SLI State-Funded Long Term Care Services

Expenditure Category Total: - - - -

Fund Source

Appropriated Funds

DE2224	Department Long-Term Care System Fund (Appropriated)	2.0	2.0	-	2.0
Appropriated Funds Total:		2.0	2.0	-	2.0
Fund Source Total:		2.0	2.0	-	2.0

Personal Services

	Personal Services	89.7	111.1	-	111.1
Expenditure Category Total:		89.7	111.1	-	111.1

Fund Source

Appropriated Funds

DE2224	Department Long-Term Care System Fund (Appropriated)	89.7	111.1	-	111.1
Appropriated Funds Total:		89.7	111.1	-	111.1
Fund Source Total:		89.7	111.1	-	111.1

Employee Related Expenditures

	FICA Taxes	6.5	8.0	-	8.0
	Medical Insurance	19.7	24.3	-	24.3
	Basic Life	0.0	-	-	-
	Long-Term Disability (ASRS)	0.1	0.1	-	0.1
	Dental Insurance	0.1	0.2	-	0.2
	Workers' Compensation	0.6	0.7	-	0.7
	Arizona State Retirement System	10.4	12.9	-	12.9
	Personnel Board Pro-Rata Charges	0.7	0.9	-	0.9
	Information Technology Pro Rata Charge	0.5	0.6	-	0.6
	Accumulated Sick Leave Fund Charge	0.3	0.4	-	0.4
Expenditure Category Total:		39.0	48.1	-	48.1

Fund Source

Appropriated Funds

Program Expenditure Schedule

Agency: Department of Economic Security

	FY 2023 Actuals	FY 2024 Expenditure Plan	FY 2025 Funding Issue	FY 2025 Total Request
Program: DEA-2-0 Developmental Disabilities				
Sub Program: DEA-2-9 SLI State-Funded Long Term Care Services				
DE2224 Department Long-Term Care System Fund (Appropriated)	39.0	48.1	-	48.1
Appropriated Funds Total:	39.0	48.1	-	48.1
Non-Appropriated Funds				
DE2224 Department Long-Term Care System Fund (Non-Appropriated)	-	-	-	-
Non-Appropriated Funds Total:	-	-	-	-
Fund Source Total:	39.0	48.1	-	48.1

Professional & Outside Services

Other Professional & Outside Services	57.1	70.6	-	70.6
Expenditure Category Total:	57.1	70.6	-	70.6

Fund Source

Appropriated Funds				
DE2224 Department Long-Term Care System Fund (Appropriated)	57.1	70.6	-	70.6
Appropriated Funds Total:	57.1	70.6	-	70.6
Non-Appropriated Funds				
DE2224 Department Long-Term Care System Fund (Non-Appropriated)	-	-	-	-
Non-Appropriated Funds Total:	-	-	-	-
Fund Source Total:	57.1	70.6	-	70.6

Travel In-State

Lodging	0.1	0.1	-	0.1
Expenditure Category Total:	0.1	0.1	-	0.1

Fund Source

Appropriated Funds				
DE2224 Department Long-Term Care System Fund (Appropriated)	0.1	0.1	-	0.1
Appropriated Funds Total:	0.1	0.1	-	0.1
Non-Appropriated Funds				
DE2224 Department Long-Term Care System Fund (Non-Appropriated)	-	-	-	-
Non-Appropriated Funds Total:	-	-	-	-

Program Expenditure Schedule

Agency: Department of Economic Security

	FY 2023 Actuals	FY 2024 Expenditure Plan	FY 2025 Funding Issue	FY 2025 Total Request
--	--------------------	--------------------------------	-----------------------------	-----------------------------

Program: DEA-2-0 Developmental Disabilities

Sub Program: DEA-2-9 SLI State-Funded Long Term Care Services

Fund Source Total:	0.1	0.1	-	0.1
---------------------------	-----	-----	---	-----

Aid To Organizations & Individuals

Aid to Organizations and Individuals	-	-	7,070.0	7,070.0
Direct Public Assistance	225.2	278.7	-	278.7
Social Services	36,117.9	42,746.1	-	42,746.1
Expenditure Category Total:	36,343.1	43,024.8	7,070.0	50,094.8

Fund Source

Appropriated Funds					
AA1000	General Fund (Appropriated)	9,388.8	9,670.5	470.0	10,140.5
DE2224	Department Long-Term Care System Fund (Appropriated)	26,954.3	33,354.3	6,600.0	39,954.3
	Appropriated Funds Total:	36,343.1	43,024.8	7,070.0	50,094.8
Non-Appropriated Funds					
DE2224	Department Long-Term Care System Fund (Non-Appropriated)	-	-	-	-
	Non-Appropriated Funds Total:	-	-	-	-
	Fund Source Total:	36,343.1	43,024.8	7,070.0	50,094.8

Other Operating Expenditures

External Telecommunications Charges	29.8	36.9	-	36.9
Miscellaneous Rent	181.7	224.9	-	224.9
Repair & Maintenance - Buildings	5.4	6.7	-	6.7
Repair & Maintenance - Vehicles	0.0	-	-	-
Repair & Maintenance - Other	0.3	0.4	-	0.4
Office Supplies	0.0	-	-	-
Drugs & Medicine Supplies	0.2	0.3	-	0.3
Medical and Dental Supplies	0.2	0.3	-	0.3
Automotive and Transportation Fuels	0.0	-	-	-
Employee Tuition Reimbursement	0.0	-	-	-
Conference Registration / Attendance Fees	0.0	-	-	-
Other Miscellaneous Operating	7.9	9.8	-	9.8
Expenditure Category Total:	225.7	279.3	-	279.3

Program Expenditure Schedule

Agency: Department of Economic Security

	FY 2023 Actuals	FY 2024 Expenditure Plan	FY 2025 Funding Issue	FY 2025 Total Request
--	--------------------	--------------------------------	-----------------------------	-----------------------------

Program: DEA-2-0 Developmental Disabilities

Sub Program: DEA-2-9 SLI State-Funded Long Term Care Services

Fund Source

Appropriated Funds

DE2224	Department Long-Term Care System Fund (Appropriated)	225.7	279.3	-	279.3
Appropriated Funds Total:		225.7	279.3	-	279.3

Non-Appropriated Funds

DE2224	Department Long-Term Care System Fund (Non-Appropriated)	-	-	-	-
Non-Appropriated Funds Total:		-	-	-	-
Fund Source Total:		225.7	279.3	-	279.3

Non-Capital Equipment

Furniture - Non-Capital Purchase	0.0	-	-	-
Computer Equipment – Non- Capitalized Purchases	0.0	-	-	-
Telecommunications Equipment - Non-Capital Purchase	0.4	0.5	-	0.5
Other Equipment - Non- Capital Purchase	0.0	-	-	-
Purchased or licensed software / website	0.1	0.2	-	0.2
Expenditure Category Total:	0.6	0.7	-	0.7

Fund Source

Appropriated Funds

DE2224	Department Long-Term Care System Fund (Appropriated)	0.6	0.7	-	0.7
Appropriated Funds Total:		0.6	0.7	-	0.7

Non-Appropriated Funds

DE2224	Department Long-Term Care System Fund (Non-Appropriated)	-	-	-	-
Non-Appropriated Funds Total:		-	-	-	-
Fund Source Total:		0.6	0.7	-	0.7

Sub Program: DEA-2-10 SLI Medicare Clawback Payments

Program Expenditure Schedule

Agency: Department of Economic Security

	FY 2023 Actuals	FY 2024 Expenditure Plan	FY 2025 Funding Issue	FY 2025 Total Request
Program: DEA-2-0 Developmental Disabilities				
Sub Program: DEA-2-10 SLI Medicare Clawback Payments				
Transfers-Out				
Transfers Out – Not Subject to Cost Allocation	5,710.3	6,055.5	-	6,055.5
Expenditure Category Total:	5,710.3	6,055.5	-	6,055.5
Fund Source				
Appropriated Funds				
AA1000 General Fund (Appropriated)	5,710.3	6,055.5	-	6,055.5
Appropriated Funds Total:	5,710.3	6,055.5	-	6,055.5
Fund Source Total:	5,710.3	6,055.5	-	6,055.5

Sub Program: DEA-2-14 SLI DDD Premium Tax Payment

Other Operating Expenditures				
Other Operating Expenses	-	-	6,219.0	6,219.0
Premium Tax on Social Program-Related Insurance Payments	56,755.0	61,199.9	-	61,199.9
Expenditure Category Total:	56,755.0	61,199.9	6,219.0	67,418.9
Fund Source				
Appropriated Funds				
AA1000 General Fund (Appropriated)	12,514.8	19,532.6	2,096.4	21,629.0
Appropriated Funds Total:	12,514.8	19,532.6	2,096.4	21,629.0
Non-Appropriated Funds				
DE2224 Department Long-Term Care System Fund (Non-Appropriated)	44,240.2	41,667.3	4,122.6	45,789.9
Non-Appropriated Funds Total:	44,240.2	41,667.3	4,122.6	45,789.9
Fund Source Total:	56,755.0	61,199.9	6,219.0	67,418.9

Sub Program: DEA-2-16 SLI Targeted Case Management - Medicaid

FTE				
FTE	129.0	129.0	-	129.0

Program Expenditure Schedule

Agency: Department of Economic Security

	FY 2023 Actuals	FY 2024 Expenditure Plan	FY 2025 Funding Issue	FY 2025 Total Request
--	--------------------	--------------------------------	-----------------------------	-----------------------------

Program: DEA-2-0 Developmental Disabilities

Sub Program: DEA-2-16 SLI Targeted Case Management - Medicaid

Expenditure Category Total: - - - -

Fund Source

Appropriated Funds					
AA1000	General Fund (Appropriated)	13.0	13.0	-	13.0
Appropriated Funds Total:		13.0	13.0	-	13.0
Non-Appropriated Funds					
DE2224	Department Long-Term Care System Fund (Non-Appropriated)	116.0	116.0	-	116.0
Non-Appropriated Funds Total:		116.0	116.0	-	116.0
Fund Source Total:		129.0	129.0	-	129.0

Personal Services

	Personal Services	8,845.2	8,946.7	-	8,946.7
Expenditure Category Total:		8,845.2	8,946.7	-	8,946.7

Fund Source

Appropriated Funds					
AA1000	General Fund (Appropriated)	2,161.8	2,797.7	-	2,797.7
Appropriated Funds Total:		2,161.8	2,797.7	-	2,797.7
Non-Appropriated Funds					
DE2224	Department Long-Term Care System Fund (Non-Appropriated)	6,683.4	6,149.0	-	6,149.0
Non-Appropriated Funds Total:		6,683.4	6,149.0	-	6,149.0
Fund Source Total:		8,845.2	8,946.7	-	8,946.7

Employee Related Expenditures

	FICA Taxes	646.7	1,105.9	-	1,105.9
	Medical Insurance	1,993.3	3,408.7	-	3,408.7
	Basic Life	1.1	2.0	-	2.0
	Long-Term Disability (ASRS)	11.5	19.6	-	19.6
	Dental Insurance	14.9	25.5	-	25.5
	Workers' Compensation	57.3	97.9	-	97.9
	Arizona State Retirement System	985.8	1,685.9	-	1,685.9
	Personnel Board Pro-Rata Charges	76.1	130.1	-	130.1

Program Expenditure Schedule

Agency: Department of Economic Security

	FY 2023 Actuals	FY 2024 Expenditure Plan	FY 2025 Funding Issue	FY 2025 Total Request
Program: DEA-2-0 Developmental Disabilities				
Sub Program: DEA-2-16 SLI Targeted Case Management - Medicaid				
Information Technology Pro Rata Charge	50.3	85.9	-	85.9
Accumulated Sick Leave Fund Charge	35.4	(2,644.6)	-	(2,644.6)
Expenditure Category Total:	3,872.2	3,916.9	-	3,916.9

Fund Source

Appropriated Funds					
AA1000	General Fund (Appropriated)	946.4	1,224.8	-	1,224.8
DE2224	Department Long-Term Care System Fund (Appropriated)	-	-	-	-
Appropriated Funds Total:		946.4	1,224.8	-	1,224.8
Non-Appropriated Funds					
DE2224	Department Long-Term Care System Fund (Non-Appropriated)	2,925.9	2,692.1	-	2,692.1
Non-Appropriated Funds Total:		2,925.9	2,692.1	-	2,692.1
Fund Source Total:		3,872.2	3,916.9	-	3,916.9

Professional & Outside Services

Other Professional & Outside Services	892.8	903.1	-	903.1
Expenditure Category Total:	892.8	903.1	-	903.1

Fund Source

Appropriated Funds					
AA1000	General Fund (Appropriated)	218.2	282.4	-	282.4
DE2224	Department Long-Term Care System Fund (Appropriated)	-	-	-	-
Appropriated Funds Total:		218.2	282.4	-	282.4
Non-Appropriated Funds					
DE2224	Department Long-Term Care System Fund (Non-Appropriated)	674.6	620.7	-	620.7
Non-Appropriated Funds Total:		674.6	620.7	-	620.7
Fund Source Total:		892.8	903.1	-	903.1

Travel In-State

Mileage - Private Vehicle	7.7	13.1	-	13.1
Lodging	5.6	9.6	-	9.6
Meals with Overnight Stay	0.4	(8.9)	-	(8.9)

Program Expenditure Schedule

Agency: Department of Economic Security

	FY 2023 Actuals	FY 2024 Expenditure Plan	FY 2025 Funding Issue	FY 2025 Total Request
Program: DEA-2-0 Developmental Disabilities				

Sub Program: DEA-2-16 SLI Targeted Case Management - Medicaid

Meals without Overnight Stay	0.0	-	-	-
Expenditure Category Total:	13.7	13.8	-	13.8

Fund Source

Appropriated Funds

AA1000 General Fund (Appropriated)	3.3	4.3	-	4.3
DE2224 Department Long-Term Care System Fund (Appropriated)	-	-	-	-
Appropriated Funds Total:	3.3	4.3	-	4.3

Non-Appropriated Funds

DE2224 Department Long-Term Care System Fund (Non-Appropriated)	10.3	9.5	-	9.5
Non-Appropriated Funds Total:	10.3	9.5	-	9.5
Fund Source Total:	13.7	13.8	-	13.8

Other Operating Expenditures

Other Operating Expenses	-	-	4,510.0	4,510.0
Premium Tax on Social Program-Related Insurance Payments	889.6	1,521.4	-	1,521.4
External Telecommunications Charges	14.0	24.0	-	24.0
Miscellaneous Rent	0.3	0.5	-	0.5
Repair & Maintenance - Buildings	0.8	1.5	-	1.5
Repair & Maintenance - Vehicles	0.2	0.3	-	0.3
Repair & Maintenance - Other	1.3	2.2	-	2.2
Office Supplies	1.6	2.7	-	2.7
Automotive and Transportation Fuels	0.1	0.2	-	0.2
Employee Tuition Reimbursement	2.7	4.7	-	4.7
Conference Registration / Attendance Fees	0.2	0.5	-	0.5
Other Education & Training Costs	2.5	4.4	-	4.4
Postage & Delivery	2.7	4.7	-	4.7
Books, Subscriptions & Publications	0.3	0.5	-	0.5
Other Miscellaneous Operating	542.5	(91.6)	-	(91.6)
Expenditure Category Total:	1,458.9	1,476.0	4,510.0	5,986.0

Fund Source

Program Expenditure Schedule

Agency: Department of Economic Security

		FY 2023 Actuals	FY 2024 Expenditure Plan	FY 2025 Funding Issue	FY 2025 Total Request
Program: DEA-2-0 Developmental Disabilities					
Sub Program: DEA-2-16 SLI Targeted Case Management - Medicaid					
Appropriated Funds					
AA1000	General Fund (Appropriated)	356.6	461.6	1,520.0	1,981.6
DE2224	Department Long-Term Care System Fund (Appropriated)	-	0.0	-	0.0
Appropriated Funds Total:		356.6	461.6	1,520.0	1,981.6
Non-Appropriated Funds					
DE2224	Department Long-Term Care System Fund (Non-Appropriated)	1,102.3	1,014.4	2,990.0	4,004.4
Non-Appropriated Funds Total:		1,102.3	1,014.4	2,990.0	4,004.4
Fund Source Total:		1,458.9	1,476.0	4,510.0	5,986.0

Non-Capital Equipment

Furniture - Non-Capital Purchase	1.6	2.7	-	2.7
Computer Equipment – Non- Capitalized Purchases	0.1	0.2	-	0.2
Telecommunications Equipment - Non-Capital Purchase	9.0	15.5	-	15.5
Other Equipment - Non- Capital Purchase	11.7	20.0	-	20.0
Purchased or licensed software / website	3.8	(11.9)	-	(11.9)
Expenditure Category Total:	26.3	26.5	-	26.5

Fund Source

Appropriated Funds					
AA1000	General Fund (Appropriated)	6.4	8.3	-	8.3
DE2224	Department Long-Term Care System Fund (Appropriated)	-	-	-	-
Appropriated Funds Total:		6.4	8.3	-	8.3
Non-Appropriated Funds					
DE2224	Department Long-Term Care System Fund (Non-Appropriated)	19.8	18.2	-	18.2
Non-Appropriated Funds Total:		19.8	18.2	-	18.2
Fund Source Total:		26.3	26.5	-	26.5

Sub Program: DEA-2-17 SLI Cost Effectiveness Study Client Services

Program Expenditure Schedule

Agency: Department of Economic Security

	FY 2023 Actuals	FY 2024 Expenditure Plan	FY 2025 Funding Issue	FY 2025 Total Request
--	--------------------	--------------------------------	-----------------------------	-----------------------------

Program: DEA-2-0 Developmental Disabilities

Sub Program: DEA-2-17 SLI Cost Effectiveness Study Client Services

Aid To Organizations & Individuals

Aid to Organizations and Individuals	8,420.0	8,420.0	-	8,420.0
Expenditure Category Total:	8,420.0	8,420.0	-	8,420.0

Fund Source

Appropriated Funds

AA1000 General Fund (Appropriated)	7,200.0	7,200.0	-	7,200.0
DE2066 Special Administration Fund (Appropriated)	1,220.0	1,220.0	-	1,220.0
Appropriated Funds Total:	8,420.0	8,420.0	-	8,420.0
Fund Source Total:	8,420.0	8,420.0	-	8,420.0

Sub Program: DEA-2-18 SLI Arizona Early Intervention Program

FTE

FTE	15.0	15.0	-	15.0
Expenditure Category Total:	-	-	-	-

Fund Source

Appropriated Funds

AA1000 General Fund (Appropriated)	-	-	-	-
Appropriated Funds Total:	-	-	-	-
Non-Appropriated Funds				
DE2000 Federal Grants Fund (Non-Appropriated)	15.0	15.0	-	15.0
Non-Appropriated Funds Total:	15.0	15.0	-	15.0
Fund Source Total:	15.0	15.0	-	15.0

Personal Services

Personal Services	836.8	836.7	-	836.7
Expenditure Category Total:	836.8	836.7	-	836.7

Fund Source

Appropriated Funds

AA1000 General Fund (Appropriated)	9.8	9.7	-	9.7
------------------------------------	-----	-----	---	-----

Program Expenditure Schedule

Agency: Department of Economic Security

	FY 2023 Actuals	FY 2024 Expenditure Plan	FY 2025 Funding Issue	FY 2025 Total Request
Program: DEA-2-0 Developmental Disabilities				
Sub Program: DEA-2-18 SLI Arizona Early Intervention Program				
Appropriated Funds Total:	9.8	9.7	-	9.7
Non-Appropriated Funds				
DE2000 Federal Grants Fund (Non-Appropriated)	827.0	827.0	-	827.0
Non-Appropriated Funds Total:	827.0	827.0	-	827.0
Fund Source Total:	836.8	836.7	-	836.7

Employee Related Expenditures

FICA Taxes	60.5	60.5	-	60.5
Medical Insurance	188.5	188.5	-	188.5
Basic Life	0.1	0.1	-	0.1
Long-Term Disability (ASRS)	1.1	1.1	-	1.1
Dental Insurance	1.3	1.3	-	1.3
Workers' Compensation	4.9	4.9	-	4.9
Arizona State Retirement System	95.4	95.4	-	95.4
Alternate Retirement Contributions – Reemployed Retirees	0.0	-	-	-
Personnel Board Pro-Rata Charges	7.2	7.2	-	7.2
Information Technology Pro Rata Charge	4.8	4.8	-	4.8
Accumulated Sick Leave Fund Charge	3.3	3.3	-	3.3
Expenditure Category Total:	367.3	367.1	-	367.1

Fund Source

Appropriated Funds				
AA1000 General Fund (Appropriated)	3.7	3.7	-	3.7
Appropriated Funds Total:	3.7	3.7	-	3.7
Non-Appropriated Funds				
DE2000 Federal Grants Fund (Non-Appropriated)	363.6	363.4	-	363.4
Non-Appropriated Funds Total:	363.6	363.4	-	363.4
Fund Source Total:	367.3	367.1	-	367.1

Professional & Outside Services

Temporary Agency Services	776.7	776.7	-	776.7
Education & Training	0.1	0.1	-	0.1
Other Professional & Outside Services	183.9	183.9	-	183.9

Program Expenditure Schedule

Agency: Department of Economic Security

	FY 2023 Actuals	FY 2024 Expenditure Plan	FY 2025 Funding Issue	FY 2025 Total Request
--	--------------------	--------------------------------	-----------------------------	-----------------------------

Program: DEA-2-0 Developmental Disabilities

Sub Program: DEA-2-18 SLI Arizona Early Intervention Program

Expenditure Category Total:	960.6	960.7	-	960.7
------------------------------------	-------	-------	---	-------

Fund Source

Appropriated Funds

AA1000 General Fund (Appropriated)	1.6	1.7	-	1.7
Appropriated Funds Total:	1.6	1.7	-	1.7

Non-Appropriated Funds

DE2000 Federal Grants Fund (Non-Appropriated)	959.0	959.0	-	959.0
Non-Appropriated Funds Total:	959.0	959.0	-	959.0
Fund Source Total:	960.6	960.7	-	960.7

Travel In-State

Mileage - Private Vehicle	0.1	0.1	-	0.1
Lodging	0.0	-	-	-
Meals without Overnight Stay	0.0	-	-	-
Expenditure Category Total:	0.1	0.1	-	0.1

Fund Source

Appropriated Funds

AA1000 General Fund (Appropriated)	0.0	-	-	-
Appropriated Funds Total:	0.0	-	-	-

Non-Appropriated Funds

DE2000 Federal Grants Fund (Non-Appropriated)	0.1	0.1	-	0.1
Non-Appropriated Funds Total:	0.1	0.1	-	0.1
Fund Source Total:	0.1	0.1	-	0.1

Aid To Organizations & Individuals

Payments to Providers of Other Medical and Health Services	16,417.4	20,817.4	-	20,817.4
Expenditure Category Total:	16,417.4	20,817.4	-	20,817.4

Fund Source

Appropriated Funds

AA1000 General Fund (Appropriated)	9,695.8	14,095.8	-	14,095.8
Appropriated Funds Total:	9,695.8	14,095.8	-	14,095.8

Program Expenditure Schedule

Agency: Department of Economic Security

	FY 2023 Actuals	FY 2024 Expenditure Plan	FY 2025 Funding Issue	FY 2025 Total Request
Program: DEA-2-0 Developmental Disabilities				
Sub Program: DEA-2-18 SLI Arizona Early Intervention Program				
Non-Appropriated Funds				
DE2000 Federal Grants Fund (Non-Appropriated)	6,721.6	6,721.6	-	6,721.6
Non-Appropriated Funds Total:	6,721.6	6,721.6	-	6,721.6
Fund Source Total:	16,417.4	20,817.4	-	20,817.4

Other Operating Expenditures

External Telecommunications Charges	13.9	13.9	-	13.9
Miscellaneous Rent	1.4	1.4	-	1.4
Repair & Maintenance - Buildings	0.0	-	-	-
Repair & Maintenance - Vehicles	0.1	0.1	-	0.1
Repair & Maintenance - Other	6.9	6.9	-	6.9
Software Support, Maintenance Short-term Licensing	10.5	10.5	-	10.5
Office Supplies	0.9	0.9	-	0.9
Automotive and Transportation Fuels	0.1	0.1	-	0.1
Repair & Maintenance Supplies - Neither Automotive Nor Related to Buildings	0.1	0.1	-	0.1
Conference Registration / Attendance Fees	8.5	8.5	-	8.5
Other Education & Training Costs	4.9	4.9	-	4.9
Advertising	0.3	0.3	-	0.3
External Printing	0.3	0.3	-	0.3
Postage & Delivery	0.7	0.7	-	0.7
Document Shredding and Destruction Services	0.1	0.1	-	0.1
Translation and sign language services	3.7	3.7	-	3.7
Awards	1.2	1.2	-	1.2
Books, Subscriptions & Publications	5.3	5.3	-	5.3
Fingerprinting, Background Checks, Etc.	0.2	0.2	-	0.2
Expenditure Category Total:	59.0	59.1	-	59.1

Fund Source

Appropriated Funds				
AA1000 General Fund (Appropriated)	8.1	8.1	-	8.1
Appropriated Funds Total:	8.1	8.1	-	8.1

Program Expenditure Schedule

Agency: Department of Economic Security

	FY 2023 Actuals	FY 2024 Expenditure Plan	FY 2025 Funding Issue	FY 2025 Total Request
Program: DEA-2-0 Developmental Disabilities				
Sub Program: DEA-2-18 SLI Arizona Early Intervention Program				
Non-Appropriated Funds				
DE2000 Federal Grants Fund (Non-Appropriated)	50.9	51.0	-	51.0
Non-Appropriated Funds Total:	50.9	51.0	-	51.0
Fund Source Total:	59.0	59.1	-	59.1

Non-Capital Equipment

Computer Equipment – Non- Capitalized Purchases	0.0	-	-	-
Other Equipment - Non- Capital Purchase	0.0	-	-	-
Expenditure Category Total:	0.0	-	-	-

Fund Source

Appropriated Funds				
AA1000 General Fund (Appropriated)	0.0	-	-	-
Appropriated Funds Total:	0.0	-	-	-
Fund Source Total:	0.0	-	-	-

Sub Program: DEA-2-19 SLI Physical and Behavioral Health Services - Medicaid

FTE

FTE	105.0	105.0	-	105.0
Expenditure Category Total:	-	-	-	-

Fund Source

Appropriated Funds				
AA1000 General Fund (Appropriated)	11.0	11.0	-	11.0
Appropriated Funds Total:	11.0	11.0	-	11.0
Non-Appropriated Funds				
DE2224 Department Long-Term Care System Fund (Non-Appropriated)	94.0	94.0	-	94.0
Non-Appropriated Funds Total:	94.0	94.0	-	94.0
Fund Source Total:	105.0	105.0	-	105.0

Personal Services

Program Expenditure Schedule

Agency: Department of Economic Security

	FY 2023 Actuals	FY 2024 Expenditure Plan	FY 2025 Funding Issue	FY 2025 Total Request
Program: DEA-2-0 Developmental Disabilities				
Sub Program: DEA-2-19 SLI Physical and Behavioral Health Services - Medicaid				
Personal Services	7,662.6	7,585.1	-	7,585.1
Expenditure Category Total:	7,662.6	7,585.1	-	7,585.1

Fund Source

Appropriated Funds

AA1000	General Fund (Appropriated)	1,800.5	2,290.0	-	2,290.0
Appropriated Funds Total:		1,800.5	2,290.0	-	2,290.0

Non-Appropriated Funds

DE2224	Department Long-Term Care System Fund (Non-Appropriated)	5,862.1	5,295.1	-	5,295.1
Non-Appropriated Funds Total:		5,862.1	5,295.1	-	5,295.1
Fund Source Total:		7,662.6	7,585.1	-	7,585.1

Employee Related Expenditures

FICA Taxes	550.4	544.9	-	544.9
Medical Insurance	1,025.2	1,014.8	-	1,014.8
Basic Life	0.7	0.7	-	0.7
Long-Term Disability (ASRS)	9.2	9.0	-	9.0
Dental Insurance	8.3	8.3	-	8.3
Workers' Compensation	49.5	49.0	-	49.0
Arizona State Retirement System	788.0	780.0	-	780.0
Alternate Retirement Contributions – Contracted Retirees	39.8	39.4	-	39.4
Personnel Board Pro-Rata Charges	65.9	65.2	-	65.2
Information Technology Pro Rata Charge	43.9	43.5	-	43.5
Accumulated Sick Leave Fund Charge	30.6	30.2	-	30.2
Expenditure Category Total:	2,611.5	2,585.0	-	2,585.0

Fund Source

Appropriated Funds

AA1000	General Fund (Appropriated)	613.6	780.2	-	780.2
Appropriated Funds Total:		613.6	780.2	-	780.2

Program Expenditure Schedule

Agency: Department of Economic Security

	FY 2023 Actuals	FY 2024 Expenditure Plan	FY 2025 Funding Issue	FY 2025 Total Request
--	--------------------	--------------------------------	-----------------------------	-----------------------------

Program: DEA-2-0 Developmental Disabilities

Sub Program: DEA-2-19 SLI Physical and Behavioral Health Services - Medicaid

Non-Appropriated Funds

DE2224	Department Long-Term Care System Fund (Non-Appropriated)	1,997.9	1,804.8	-	1,804.8
Non-Appropriated Funds Total:		1,997.9	1,804.8	-	1,804.8
Fund Source Total:		2,611.5	2,585.0	-	2,585.0

Professional & Outside Services

	Temporary Agency Services	1,243.5	1,230.8	-	1,230.8
	Other Professional & Outside Services	0.8	0.8	-	0.8
Expenditure Category Total:		1,244.3	1,231.6	-	1,231.6

Fund Source

Appropriated Funds

AA1000	General Fund (Appropriated)	292.4	371.7	-	371.7
Appropriated Funds Total:		292.4	371.7	-	371.7

Non-Appropriated Funds

DE2224	Department Long-Term Care System Fund (Non-Appropriated)	951.9	859.9	-	859.9
Non-Appropriated Funds Total:		951.9	859.9	-	859.9
Fund Source Total:		1,244.3	1,231.6	-	1,231.6

Travel In-State

	Mileage - Private Vehicle	4.1	4.1	-	4.1
	Lodging	4.9	4.9	-	4.9
	Meals with Overnight Stay	0.4	0.4	-	0.4
	Meals without Overnight Stay	0.1	0.1	-	0.1
Expenditure Category Total:		9.5	9.5	-	9.5

Fund Source

Appropriated Funds

AA1000	General Fund (Appropriated)	2.2	2.8	-	2.8
Appropriated Funds Total:		2.2	2.8	-	2.8

Program Expenditure Schedule

Agency: Department of Economic Security

	FY 2023 Actuals	FY 2024 Expenditure Plan	FY 2025 Funding Issue	FY 2025 Total Request
--	--------------------	--------------------------------	-----------------------------	-----------------------------

Program: DEA-2-0 Developmental Disabilities

Sub Program: DEA-2-19 SLI Physical and Behavioral Health Services - Medicaid

Non-Appropriated Funds

DE2224 Department Long-Term Care System Fund (Non-Appropriated)	7.3	6.7	-	6.7
Non-Appropriated Funds Total:	7.3	6.7	-	6.7
Fund Source Total:	9.5	9.5	-	9.5

Travel Out-Of-State

Airfare and Other Common Carrier Charges	0.5	0.4	-	0.4
Lodging Out-of-State	0.5	0.6	-	0.6
Meals with Overnight Stay	0.2	0.1	-	0.1
Other Miscellaneous Out-of- State Travel	0.2	0.1	-	0.1
Expenditure Category Total:	1.3	1.2	-	1.2

Fund Source

Appropriated Funds

AA1000 General Fund (Appropriated)	0.3	0.3	-	0.3
Appropriated Funds Total:	0.3	0.3	-	0.3

Non-Appropriated Funds

DE2224 Department Long-Term Care System Fund (Non-Appropriated)	1.0	0.9	-	0.9
Non-Appropriated Funds Total:	1.0	0.9	-	0.9
Fund Source Total:	1.3	1.2	-	1.2

Aid To Organizations & Individuals

Aid to Organizations and Individuals	-	-	53,673.1	53,673.1
Payments to Providers for Drugs & Medicine	4,762.5	4,714.3	-	4,714.3
Direct Public Assistance	126.0	124.7	-	124.7
Social Services	526,230.3	524,219.4	-	524,219.4
Expenditure Category Total:	531,118.8	529,058.4	53,673.1	582,731.5

Fund Source

Appropriated Funds

AA1000 General Fund (Appropriated)	122,234.3	155,435.7	18,093.2	173,528.9
Appropriated Funds Total:	122,234.3	155,435.7	18,093.2	173,528.9

Program Expenditure Schedule

Agency: Department of Economic Security

	FY 2023 Actuals	FY 2024 Expenditure Plan	FY 2025 Funding Issue	FY 2025 Total Request
--	--------------------	--------------------------------	-----------------------------	-----------------------------

Program: DEA-2-0 Developmental Disabilities

Sub Program: DEA-2-19 SLI Physical and Behavioral Health Services - Medicaid

Non-Appropriated Funds

DE2224	Department Long-Term Care System Fund (Non-Appropriated)	365,262.3	329,955.6	35,579.9	365,535.5
DE2588	Health Care Investment Fund Expenditure Authority (Non-Appropriated)	43,622.2	43,667.1	-	43,667.1
Non-Appropriated Funds Total:		408,884.5	373,622.7	35,579.9	409,202.6
Fund Source Total:		531,118.8	529,058.4	53,673.1	582,731.5

Other Operating Expenditures

External Telecommunications Charges	117.5	116.3	-	116.3
Miscellaneous Rent	347.7	344.2	-	344.2
Repair & Maintenance - Vehicles	17.1	16.9	-	16.9
Repair & Maintenance - Other	3.9	3.9	-	3.9
Software Support, Maintenance Short-term Licensing	315.1	312.0	-	312.0
Office Supplies	3.0	3.0	-	3.0
Automotive and Transportation Fuels	0.3	0.3	-	0.3
Other Operating Supplies	0.5	0.6	-	0.6
Employee Tuition Reimbursement	2.1	2.0	-	2.0
Conference Registration / Attendance Fees	4.1	4.0	-	4.0
External Printing	3.1	3.1	-	3.1
Postage & Delivery	8.1	8.0	-	8.0
Document Shredding and Destruction Services	0.6	0.6	-	0.6
Translation and sign language services	2.1	2.1	-	2.1
Dues	5.6	5.6	-	5.6
Books, Subscriptions & Publications	0.0	-	-	-
Fingerprinting, Background Checks, Etc.	0.8	0.9	-	0.9
Expenditure Category Total:	831.8	823.5	-	823.5

Fund Source

Appropriated Funds

AA1000	General Fund (Appropriated)	195.5	248.6	-	248.6
Appropriated Funds Total:		195.5	248.6	-	248.6

Program Expenditure Schedule

Agency: Department of Economic Security

	FY 2023 Actuals	FY 2024 Expenditure Plan	FY 2025 Funding Issue	FY 2025 Total Request
--	--------------------	--------------------------------	-----------------------------	-----------------------------

Program: DEA-2-0 Developmental Disabilities

Sub Program: DEA-2-19 SLI Physical and Behavioral Health Services - Medicaid

Non-Appropriated Funds

DE2224	Department Long-Term Care System Fund (Non-Appropriated)	636.4	574.9	-	574.9
	Non-Appropriated Funds Total:	636.4	574.9	-	574.9
	Fund Source Total:	831.8	823.5	-	823.5

Non-Capital Equipment

Furniture - Non-Capital Purchase	2.3	2.3	-	2.3
Purchased or licensed software / website	0.8	0.8	-	0.8
	Expenditure Category Total:	3.1	-	3.1

Fund Source

Appropriated Funds

AA1000	General Fund (Appropriated)	0.7	0.9	-	0.9
	Appropriated Funds Total:	0.7	0.9	-	0.9

Non-Appropriated Funds

DE2224	Department Long-Term Care System Fund (Non-Appropriated)	2.4	2.2	-	2.2
	Non-Appropriated Funds Total:	2.4	2.2	-	2.2
	Fund Source Total:	3.1	3.1	-	3.1

Sub Program: DEA-2-21 SLI Group Home Monitoring Program

Aid To Organizations & Individuals

Social Services	1,200.0	1,200.0	-	1,200.0
	Expenditure Category Total:	1,200.0	-	1,200.0

Fund Source

Appropriated Funds

AA1000	General Fund (Appropriated)	1,200.0	1,200.0	-	1,200.0
	Appropriated Funds Total:	1,200.0	1,200.0	-	1,200.0
	Fund Source Total:	1,200.0	1,200.0	-	1,200.0

Program Expenditure Schedule

Agency: Department of Economic Security

	FY 2023 Actuals	FY 2024 Expenditure Plan	FY 2025 Funding Issue	FY 2025 Total Request
--	--------------------	--------------------------------	-----------------------------	-----------------------------

Program: DEA-2-0 Developmental Disabilities

Sub Program: DEA-2-22 SLI HCBS ARPA Non-Lapsing

Aid To Organizations & Individuals

Social Services	395,478.8	115,701.7	-	115,701.7
Expenditure Category Total:	395,478.8	115,701.7	-	115,701.7

Fund Source

Appropriated Funds

DE2224 Department Long-Term Care System Fund (Appropriated)	0.0	-	-	-
Appropriated Funds Total:	0.0	-	-	-

Non-Appropriated Funds

DE2224 Department Long-Term Care System Fund (Non-Appropriated)	395,478.8	115,701.7	-	115,701.7
Non-Appropriated Funds Total:	395,478.8	115,701.7	-	115,701.7
Fund Source Total:	395,478.8	115,701.7	-	115,701.7

Other Operating Expenditures

Repair & Maintenance - Buildings	315.1	92.2	-	92.2
Expenditure Category Total:	315.1	92.2	-	92.2

Fund Source

Appropriated Funds

DE2224 Department Long-Term Care System Fund (Appropriated)	(0.0)	-	-	-
Appropriated Funds Total:	(0.0)	-	-	-

Non-Appropriated Funds

DE2224 Department Long-Term Care System Fund (Non-Appropriated)	315.1	92.2	-	92.2
Non-Appropriated Funds Total:	315.1	92.2	-	92.2
Fund Source Total:	315.1	92.2	-	92.2

Sub Program: DEA-2-23 SLI Graham County Rehabilitation Center

Aid To Organizations & Individuals

Social Services	-	830.0	-	830.0
-----------------	---	-------	---	-------

Program Expenditure Schedule

Agency: Department of Economic Security

	FY 2023 Actuals	FY 2024 Expenditure Plan	FY 2025 Funding Issue	FY 2025 Total Request
--	--------------------	--------------------------------	-----------------------------	-----------------------------

Program: DEA-2-0 Developmental Disabilities

Sub Program: DEA-2-23 SLI Graham County Rehabilitation Center

Expenditure Category Total:	-	830.0	-	830.0
------------------------------------	---	-------	---	-------

Fund Source

Appropriated Funds

AA1000 General Fund (Appropriated)	-	830.0	-	830.0
Appropriated Funds Total:	-	830.0	-	830.0
Fund Source Total:	-	830.0	-	830.0

**Program Budget Unit Summary of Expenditure and Budget Request
for All Funds**

Agency: Department of Economic Security

			FY 2023 Actuals	FY 2024 Expenditure Plan	FY 2025 Funding Issue	FY 2025 Total Request
Program:	DEA-2-0	Developmental Disabilities				
Sub Program:	DEA-2-1	Developmental Disabilities				

Expenditure Categories

FTE			458.0	458.0	-	458.0
Personal Services			26,666.3	24,275.9	-	24,275.9
Employee Related Expenditures			11,268.6	10,260.2	-	10,260.2
Subtotal Personal Services and ERE			37,934.9	34,536.1	-	34,536.1
Professional & Outside Services			8,289.4	7,663.3	-	7,663.3
Travel In-State			31.7	29.4	-	29.4
Travel Out-Of-State			-	-	-	-
Food			-	-	-	-
Aid To Organizations & Individuals			143,942.6	80,516.7	-	80,516.7
Other Operating Expenditures			4,546.5	4,336.1	-	4,336.1
Capital Outlay			-	-	-	-
Capital Equipment			-	-	-	-
Non-Capital Equipment			194.8	186.8	-	186.8
Cost Allocation & Indirect Costs			-	-	-	-
Transfers-Out			-	-	-	-
Expenditure Categories Total:			194,939.9	127,268.4	-	127,268.4

Fund Source

Appropriated Funds						
	General Fund (Appropriated)		11,742.9	40,587.3	-	40,587.3
	Appropriated Funds Total:		11,742.9	40,587.3	-	40,587.3
Non-Appropriated Funds						
	Department Long-Term Care System Fund (Non-Appropriated)		183,099.7	86,580.5	-	86,580.5
	Special Olympics Fund (Non-Appropriated)		97.4	100.6	-	100.6
	Non-Appropriated Funds Total:		183,197.0	86,681.1	-	86,681.1
	Developmental Disabilities Total:		194,939.9	127,268.4	-	127,268.4

**Program Budget Unit Summary of Expenditure and Budget Request
for Selected Funds**

Agency: Department of Economic Security

	<u>FY 2023 Actuals</u>	<u>FY 2024 Expenditure Plan</u>	<u>FY 2025 Funding Issue</u>	<u>FY 2025 Total Request</u>
Program: DEA-2-0	Developmental Disabilities			
Sub Program: DEA-2-1	Developmental Disabilities			
Fund: AA1000	General Fund			

Appropriated

Personal Services	5,927.5	9,081.6	-	9,081.6
Employee Related Expenditures	2,507.0	3,841.1	-	3,841.1
Subtotal Personal Services and ERE	8,434.5	12,922.7	-	12,922.7
Professional & Outside Services	1,988.8	3,047.1	-	3,047.1
Travel In-State	7.7	11.7	-	11.7
Travel Out-Of-State	-	-	-	-
Food	-	-	-	-
Aid To Organizations & Individuals	-	22,595.7	-	22,595.7
Other Operating Expenditures	1,257.0	1,925.9	-	1,925.9
Capital Outlay	-	-	-	-
Capital Equipment	-	-	-	-
Non-Capital Equipment	55.0	84.2	-	84.2
Cost Allocation & Indirect Costs	-	-	-	-
Transfers-Out	-	-	-	-
Expenditure Categories Total:	11,742.9	40,587.3	-	40,587.3
General Fund Total:	11,742.9	40,587.3	-	40,587.3

**Program Budget Unit Summary of Expenditure and Budget Request
for Selected Funds**

Agency: Department of Economic Security

	<u>FY 2023 Actuals</u>	<u>FY 2024 Expenditure Plan</u>	<u>FY 2025 Funding Issue</u>	<u>FY 2025 Total Request</u>
Program: DEA-2-0 Developmental Disabilities				
Sub Program: DEA-2-1 Developmental Disabilities				
Fund: DE2224 Department Long-Term Care System Fund				

Non-Appropriated

Personal Services	20,738.8	15,194.3	-	15,194.3
Employee Related Expenditures	8,761.6	6,419.1	-	6,419.1
Subtotal Personal Services and ERE	29,500.4	21,613.4	-	21,613.4
Professional & Outside Services	6,300.6	4,616.2	-	4,616.2
Travel In-State	24.1	17.7	-	17.7
Travel Out-Of-State	-	-	-	-
Food	-	-	-	-
Aid To Organizations & Individuals	143,845.2	57,820.4	-	57,820.4
Other Operating Expenditures	3,289.5	2,410.2	-	2,410.2
Capital Outlay	-	-	-	-
Capital Equipment	-	-	-	-
Non-Capital Equipment	139.9	102.6	-	102.6
Cost Allocation & Indirect Costs	-	-	-	-
Transfers-Out	-	-	-	-
Expenditure Categories Total:	183,099.7	86,580.5	-	86,580.5
Department Long-Term Care System Fund Total:	183,099.7	86,580.5	-	86,580.5

Program Budget Unit Summary of Expenditure and Budget Request for Selected Funds

Agency: Department of Economic Security

		FY 2023 Actuals	FY 2024 Expenditure Plan	FY 2025 Funding Issue	FY 2025 Total Request
Program:	DEA-2-0	Developmental Disabilities			
Sub Program:	DEA-2-1	Developmental Disabilities			
Fund:	DE3207	Special Olympics Fund			

Non-Appropriated

Personal Services	-	-	-	-
Employee Related Expenditures	-	-	-	-
Subtotal Personal Services and ERE	-	-	-	-
Professional & Outside Services	-	-	-	-
Travel In-State	-	-	-	-
Travel Out-Of-State	-	-	-	-
Food	-	-	-	-
Aid To Organizations & Individuals	97.4	100.6	-	100.6
Other Operating Expenditures	-	-	-	-
Capital Outlay	-	-	-	-
Capital Equipment	-	-	-	-
Non-Capital Equipment	-	-	-	-
Cost Allocation & Indirect Costs	-	-	-	-
Transfers-Out	-	-	-	-
Expenditure Categories Total:	97.4	100.6	-	100.6
Special Olympics Fund Total:	97.4	100.6	-	100.6
Sub Program Total for Select Funds:	194,939.9	127,268.4	-	127,268.4

**Program Budget Unit Summary of Expenditure and Budget Request
for All Funds**

Agency: Department of Economic Security

			FY 2024	FY 2025 Funding	FY 2025
		FY 2023 Actuals	Expenditure Plan	Issue	Total Request
Program:	DEA-2-0	Developmental Disabilities			
Sub Program:	DEA-2-10	SLI Medicare Clawback Payments			

Expenditure Categories

FTE		-	-	-	-
Personal Services		-	-	-	-
Employee Related Expenditures		-	-	-	-
Subtotal Personal Services and ERE		-	-	-	-
Professional & Outside Services		-	-	-	-
Travel In-State		-	-	-	-
Travel Out-Of-State		-	-	-	-
Food		-	-	-	-
Aid To Organizations & Individuals		-	-	-	-
Other Operating Expenditures		-	-	-	-
Capital Outlay		-	-	-	-
Capital Equipment		-	-	-	-
Non-Capital Equipment		-	-	-	-
Cost Allocation & Indirect Costs		-	-	-	-
Transfers-Out		5,710.3	6,055.5	-	6,055.5
Expenditure Categories Total:		5,710.3	6,055.5	-	6,055.5

Fund Source

Appropriated Funds					
General Fund (Appropriated)		5,710.3	6,055.5	-	6,055.5
Appropriated Funds Total:		5,710.3	6,055.5	-	6,055.5
Developmental Disabilities Total:		5,710.3	6,055.5	-	6,055.5

**Program Budget Unit Summary of Expenditure and Budget Request
for Selected Funds**

Agency: Department of Economic Security

	<u>FY 2023 Actuals</u>	<u>FY 2024 Expenditure Plan</u>	<u>FY 2025 Funding Issue</u>	<u>FY 2025 Total Request</u>
Program: DEA-2-0 Developmental Disabilities				
Sub Program: DEA-2-10 SLI Medicare Clawback Payments				
Fund: AA1000 General Fund				

Appropriated

Personal Services	-	-	-	-
Employee Related Expenditures	-	-	-	-
Subtotal Personal Services and ERE	-	-	-	-
Professional & Outside Services	-	-	-	-
Travel In-State	-	-	-	-
Travel Out-Of-State	-	-	-	-
Food	-	-	-	-
Aid To Organizations & Individuals	-	-	-	-
Other Operating Expenditures	-	-	-	-
Capital Outlay	-	-	-	-
Capital Equipment	-	-	-	-
Non-Capital Equipment	-	-	-	-
Cost Allocation & Indirect Costs	-	-	-	-
Transfers-Out	5,710.3	6,055.5	-	6,055.5
Expenditure Categories Total:	5,710.3	6,055.5	-	6,055.5
General Fund Total:	5,710.3	6,055.5	-	6,055.5
Sub Program Total for Select Funds:	5,710.3	6,055.5	-	6,055.5

**Program Budget Unit Summary of Expenditure and Budget Request
for All Funds**

Agency: Department of Economic Security

		FY 2023 Actuals	FY 2024 Expenditure Plan	FY 2025 Funding Issue	FY 2025 Total Request
Program:	DEA-2-0	Developmental Disabilities			
Sub Program:	DEA-2-14	SLI DDD Premium Tax Payment			
Expenditure Categories					
FTE		-	-	-	-
Personal Services		-	-	-	-
Employee Related Expenditures		-	-	-	-
Subtotal Personal Services and ERE		-	-	-	-
Professional & Outside Services		-	-	-	-
Travel In-State		-	-	-	-
Travel Out-Of-State		-	-	-	-
Food		-	-	-	-
Aid To Organizations & Individuals		-	-	-	-
Other Operating Expenditures		56,755.0	61,199.9	6,219.0	67,418.9
Capital Outlay		-	-	-	-
Capital Equipment		-	-	-	-
Non-Capital Equipment		-	-	-	-
Cost Allocation & Indirect Costs		-	-	-	-
Transfers-Out		-	-	-	-
	Expenditure Categories Total:	56,755.0	61,199.9	6,219.0	67,418.9
Fund Source					
Appropriated Funds					
	General Fund (Appropriated)	12,514.8	19,532.6	2,096.4	21,629.0
	Appropriated Funds Total:	12,514.8	19,532.6	2,096.4	21,629.0
Non-Appropriated Funds					
	Department Long-Term Care System Fund (Non-Appropriated)	44,240.2	41,667.3	4,122.6	45,789.9
	Non-Appropriated Funds Total:	44,240.2	41,667.3	4,122.6	45,789.9
	Developmental Disabilities Total:	56,755.0	61,199.9	6,219.0	67,418.9

**Program Budget Unit Summary of Expenditure and Budget Request
for Selected Funds**

Agency: Department of Economic Security

	<u>FY 2023 Actuals</u>	<u>FY 2024 Expenditure Plan</u>	<u>FY 2025 Funding Issue</u>	<u>FY 2025 Total Request</u>
Program: DEA-2-0 Developmental Disabilities				
Sub Program: DEA-2-14 SLI DDD Premium Tax Payment				
Fund: AA1000 General Fund				

Appropriated

Personal Services	-	-	-	-
Employee Related Expenditures	-	-	-	-
Subtotal Personal Services and ERE	-	-	-	-
Professional & Outside Services	-	-	-	-
Travel In-State	-	-	-	-
Travel Out-Of-State	-	-	-	-
Food	-	-	-	-
Aid To Organizations & Individuals	-	-	-	-
Other Operating Expenditures	12,514.8	19,532.6	2,096.4	21,629.0
Capital Outlay	-	-	-	-
Capital Equipment	-	-	-	-
Non-Capital Equipment	-	-	-	-
Cost Allocation & Indirect Costs	-	-	-	-
Transfers-Out	-	-	-	-
Expenditure Categories Total:	12,514.8	19,532.6	2,096.4	21,629.0
General Fund Total:	12,514.8	19,532.6	2,096.4	21,629.0

**Program Budget Unit Summary of Expenditure and Budget Request
for Selected Funds**

Agency: Department of Economic Security

	FY 2023 Actuals	FY 2024 Expenditure Plan	FY 2025 Funding Issue	FY 2025 Total Request
Program: DEA-2-0 Developmental Disabilities				
Sub Program: DEA-2-14 SLI DDD Premium Tax Payment				
Fund: DE2224 Department Long-Term Care System Fund				

Non-Appropriated

Personal Services	-	-	-	-
Employee Related Expenditures	-	-	-	-
Subtotal Personal Services and ERE	-	-	-	-
Professional & Outside Services	-	-	-	-
Travel In-State	-	-	-	-
Travel Out-Of-State	-	-	-	-
Food	-	-	-	-
Aid To Organizations & Individuals	-	-	-	-
Other Operating Expenditures	44,240.2	41,667.3	4,122.6	45,789.9
Capital Outlay	-	-	-	-
Capital Equipment	-	-	-	-
Non-Capital Equipment	-	-	-	-
Cost Allocation & Indirect Costs	-	-	-	-
Transfers-Out	-	-	-	-
Expenditure Categories Total:	44,240.2	41,667.3	4,122.6	45,789.9
Department Long-Term Care System Fund Total:	44,240.2	41,667.3	4,122.6	45,789.9
Sub Program Total for Select Funds:	56,755.0	61,199.9	6,219.0	67,418.9

**Program Budget Unit Summary of Expenditure and Budget Request
for All Funds**

Agency: Department of Economic Security

			FY 2024	FY 2025 Funding	FY 2025
		FY 2023 Actuals	Expenditure Plan	Issue	Total Request
Program:	DEA-2-0	Developmental Disabilities			
Sub Program:	DEA-2-16	SLI Targeted Case Management - Medicaid			

Expenditure Categories

FTE	129.0	129.0	-	129.0
Personal Services	8,845.2	8,946.7	-	8,946.7
Employee Related Expenditures	3,872.2	3,916.9	-	3,916.9
Subtotal Personal Services and ERE	12,717.4	12,863.6	-	12,863.6
Professional & Outside Services	892.8	903.1	-	903.1
Travel In-State	13.7	13.8	-	13.8
Travel Out-Of-State	-	-	-	-
Food	-	-	-	-
Aid To Organizations & Individuals	-	-	-	-
Other Operating Expenditures	1,458.9	1,476.0	4,510.0	5,986.0
Capital Outlay	-	-	-	-
Capital Equipment	-	-	-	-
Non-Capital Equipment	26.3	26.5	-	26.5
Cost Allocation & Indirect Costs	-	-	-	-
Transfers-Out	-	-	-	-
Expenditure Categories Total:	15,109.0	15,283.0	4,510.0	19,793.0

Fund Source

Appropriated Funds				
General Fund (Appropriated)	3,692.7	4,779.1	1,520.0	6,299.1
Department Long-Term Care System Fund (Appropriated)	-	0.0	-	0.0
Appropriated Funds Total:	3,692.7	4,779.1	1,520.0	6,299.1
Non-Appropriated Funds				
Department Long-Term Care System Fund (Non-Appropriated)	11,416.3	10,503.9	2,990.0	13,493.9
Non-Appropriated Funds Total:	11,416.3	10,503.9	2,990.0	13,493.9
Developmental Disabilities Total:	15,109.0	15,283.0	4,510.0	19,793.0

**Program Budget Unit Summary of Expenditure and Budget Request
for Selected Funds**

Agency: Department of Economic Security

	FY 2023 Actuals	FY 2024 Expenditure Plan	FY 2025 Funding Issue	FY 2025 Total Request
Program: DEA-2-0 Developmental Disabilities				
Sub Program: DEA-2-16 SLI Targeted Case Management - Medicaid				
Fund: AA1000 General Fund				

Appropriated

Personal Services	2,161.8	2,797.7	-	2,797.7
Employee Related Expenditures	946.4	1,224.8	-	1,224.8
Subtotal Personal Services and ERE	3,108.2	4,022.5	-	4,022.5
Professional & Outside Services	218.2	282.4	-	282.4
Travel In-State	3.3	4.3	-	4.3
Travel Out-Of-State	-	-	-	-
Food	-	-	-	-
Aid To Organizations & Individuals	-	-	-	-
Other Operating Expenditures	356.6	461.6	1,520.0	1,981.6
Capital Outlay	-	-	-	-
Capital Equipment	-	-	-	-
Non-Capital Equipment	6.4	8.3	-	8.3
Cost Allocation & Indirect Costs	-	-	-	-
Transfers-Out	-	-	-	-
Expenditure Categories Total:	3,692.7	4,779.1	1,520.0	6,299.1
General Fund Total:	3,692.7	4,779.1	1,520.0	6,299.1

**Program Budget Unit Summary of Expenditure and Budget Request
for Selected Funds**

Agency: Department of Economic Security

	FY 2023 Actuals	FY 2024 Expenditure Plan	FY 2025 Funding Issue	FY 2025 Total Request
Program: DEA-2-0 Developmental Disabilities				
Sub Program: DEA-2-16 SLI Targeted Case Management - Medicaid				
Fund: DE2224 Department Long-Term Care System Fund				

Non-Appropriated

Personal Services	6,683.4	6,149.0	-	6,149.0
Employee Related Expenditures	2,925.9	2,692.1	-	2,692.1
Subtotal Personal Services and ERE	9,609.2	8,841.1	-	8,841.1
Professional & Outside Services	674.6	620.7	-	620.7
Travel In-State	10.3	9.5	-	9.5
Travel Out-Of-State	-	-	-	-
Food	-	-	-	-
Aid To Organizations & Individuals	-	-	-	-
Other Operating Expenditures	1,102.3	1,014.4	2,990.0	4,004.4
Capital Outlay	-	-	-	-
Capital Equipment	-	-	-	-
Non-Capital Equipment	19.8	18.2	-	18.2
Cost Allocation & Indirect Costs	-	-	-	-
Transfers-Out	-	-	-	-
Expenditure Categories Total:	11,416.3	10,503.9	2,990.0	13,493.9
Department Long-Term Care System Fund Total:	11,416.3	10,503.9	2,990.0	13,493.9
Sub Program Total for Select Funds:	15,109.0	15,283.0	4,510.0	19,793.0

**Program Budget Unit Summary of Expenditure and Budget Request
for All Funds**

Agency: Department of Economic Security

			FY 2024	FY 2025 Funding	FY 2025
		FY 2023 Actuals	Expenditure Plan	Issue	Total Request
Program:	DEA-2-0	Developmental Disabilities			
Sub Program:	DEA-2-17	SLI Cost Effectiveness Study Client Services			

Expenditure Categories

FTE	-	-	-	-
Personal Services	-	-	-	-
Employee Related Expenditures	-	-	-	-
Subtotal Personal Services and ERE	-	-	-	-
Professional & Outside Services	-	-	-	-
Travel In-State	-	-	-	-
Travel Out-Of-State	-	-	-	-
Food	-	-	-	-
Aid To Organizations & Individuals	8,420.0	8,420.0	-	8,420.0
Other Operating Expenditures	-	-	-	-
Capital Outlay	-	-	-	-
Capital Equipment	-	-	-	-
Non-Capital Equipment	-	-	-	-
Cost Allocation & Indirect Costs	-	-	-	-
Transfers-Out	-	-	-	-
Expenditure Categories Total:	8,420.0	8,420.0	-	8,420.0

Fund Source

Appropriated Funds				
General Fund (Appropriated)	7,200.0	7,200.0	-	7,200.0
Special Administration Fund (Appropriated)	1,220.0	1,220.0	-	1,220.0
Appropriated Funds Total:	8,420.0	8,420.0	-	8,420.0
Developmental Disabilities Total:	8,420.0	8,420.0	-	8,420.0

**Program Budget Unit Summary of Expenditure and Budget Request
for Selected Funds**

Agency: Department of Economic Security

	FY 2023 Actuals	FY 2024 Expenditure Plan	FY 2025 Funding Issue	FY 2025 Total Request
Program: DEA-2-0 Developmental Disabilities				
Sub Program: DEA-2-17 SLI Cost Effectiveness Study Client Services				
Fund: AA1000 General Fund				

Appropriated

Personal Services	-	-	-	-
Employee Related Expenditures	-	-	-	-
Subtotal Personal Services and ERE	-	-	-	-
Professional & Outside Services	-	-	-	-
Travel In-State	-	-	-	-
Travel Out-Of-State	-	-	-	-
Food	-	-	-	-
Aid To Organizations & Individuals	7,200.0	7,200.0	-	7,200.0
Other Operating Expenditures	-	-	-	-
Capital Outlay	-	-	-	-
Capital Equipment	-	-	-	-
Non-Capital Equipment	-	-	-	-
Cost Allocation & Indirect Costs	-	-	-	-
Transfers-Out	-	-	-	-
Expenditure Categories Total:	7,200.0	7,200.0	-	7,200.0
General Fund Total:	7,200.0	7,200.0	-	7,200.0

Program Budget Unit Summary of Expenditure and Budget Request for Selected Funds

Agency: Department of Economic Security

	FY 2023 Actuals	FY 2024 Expenditure Plan	FY 2025 Funding Issue	FY 2025 Total Request
Program: DEA-2-0 Developmental Disabilities				
Sub Program: DEA-2-17 SLI Cost Effectiveness Study Client Services				
Fund: DE2066 Special Administration Fund				

Appropriated

Personal Services	-	-	-	-
Employee Related Expenditures	-	-	-	-
Subtotal Personal Services and ERE	-	-	-	-
Professional & Outside Services	-	-	-	-
Travel In-State	-	-	-	-
Travel Out-Of-State	-	-	-	-
Food	-	-	-	-
Aid To Organizations & Individuals	1,220.0	1,220.0	-	1,220.0
Other Operating Expenditures	-	-	-	-
Capital Outlay	-	-	-	-
Capital Equipment	-	-	-	-
Non-Capital Equipment	-	-	-	-
Cost Allocation & Indirect Costs	-	-	-	-
Transfers-Out	-	-	-	-
Expenditure Categories Total:	1,220.0	1,220.0	-	1,220.0
Special Administration Fund Total:	1,220.0	1,220.0	-	1,220.0
Sub Program Total for Select Funds:	8,420.0	8,420.0	-	8,420.0

**Program Budget Unit Summary of Expenditure and Budget Request
for All Funds**

Agency: Department of Economic Security

			FY 2023 Actuals	FY 2024 Expenditure Plan	FY 2025 Funding Issue	FY 2025 Total Request
Program:	DEA-2-0	Developmental Disabilities				
Sub Program:	DEA-2-18	SLI Arizona Early Intervention Program				

Expenditure Categories

FTE			15.0	15.0	-	15.0
Personal Services			836.8	836.7	-	836.7
Employee Related Expenditures			367.3	367.1	-	367.1
Subtotal Personal Services and ERE			1,204.1	1,203.8	-	1,203.8
Professional & Outside Services			960.6	960.7	-	960.7
Travel In-State			0.1	0.1	-	0.1
Travel Out-Of-State			-	-	-	-
Food			-	-	-	-
Aid To Organizations & Individuals			16,417.4	20,817.4	-	20,817.4
Other Operating Expenditures			59.0	59.1	-	59.1
Capital Outlay			-	-	-	-
Capital Equipment			-	-	-	-
Non-Capital Equipment			0.0	-	-	-
Cost Allocation & Indirect Costs			-	-	-	-
Transfers-Out			-	-	-	-
Expenditure Categories Total:			18,641.3	23,041.1	-	23,041.1

Fund Source

Appropriated Funds						
General Fund (Appropriated)			9,719.0	14,119.0	-	14,119.0
Appropriated Funds Total:			9,719.0	14,119.0	-	14,119.0
Non-Appropriated Funds						
Federal Grants Fund (Non-Appropriated)			8,922.3	8,922.1	-	8,922.1
Non-Appropriated Funds Total:			8,922.3	8,922.1	-	8,922.1
Developmental Disabilities Total:			18,641.3	23,041.1	-	23,041.1

**Program Budget Unit Summary of Expenditure and Budget Request
for Selected Funds**

Agency: Department of Economic Security

	FY 2023 Actuals	FY 2024 Expenditure Plan	FY 2025 Funding Issue	FY 2025 Total Request
Program: DEA-2-0 Developmental Disabilities				
Sub Program: DEA-2-18 SLI Arizona Early Intervention Program				
Fund: AA1000 General Fund				

Appropriated

Personal Services	9.8	9.7	-	9.7
Employee Related Expenditures	3.7	3.7	-	3.7
Subtotal Personal Services and ERE	13.5	13.4	-	13.4
Professional & Outside Services	1.6	1.7	-	1.7
Travel In-State	0.0	-	-	-
Travel Out-Of-State	-	-	-	-
Food	-	-	-	-
Aid To Organizations & Individuals	9,695.8	14,095.8	-	14,095.8
Other Operating Expenditures	8.1	8.1	-	8.1
Capital Outlay	-	-	-	-
Capital Equipment	-	-	-	-
Non-Capital Equipment	0.0	-	-	-
Cost Allocation & Indirect Costs	-	-	-	-
Transfers-Out	-	-	-	-
Expenditure Categories Total:	9,719.0	14,119.0	-	14,119.0
General Fund Total:	9,719.0	14,119.0	-	14,119.0

**Program Budget Unit Summary of Expenditure and Budget Request
for Selected Funds**

Agency: Department of Economic Security

	<u>FY 2023 Actuals</u>	<u>FY 2024 Expenditure Plan</u>	<u>FY 2025 Funding Issue</u>	<u>FY 2025 Total Request</u>
Program: DEA-2-0 Developmental Disabilities				
Sub Program: DEA-2-18 SLI Arizona Early Intervention Program				
Fund: DE2000 Federal Grants Fund				

Non-Appropriated

Personal Services	827.0	827.0	-	827.0
Employee Related Expenditures	363.6	363.4	-	363.4
Subtotal Personal Services and ERE	1,190.6	1,190.4	-	1,190.4
Professional & Outside Services	959.0	959.0	-	959.0
Travel In-State	0.1	0.1	-	0.1
Travel Out-Of-State	-	-	-	-
Food	-	-	-	-
Aid To Organizations & Individuals	6,721.6	6,721.6	-	6,721.6
Other Operating Expenditures	50.9	51.0	-	51.0
Capital Outlay	-	-	-	-
Capital Equipment	-	-	-	-
Non-Capital Equipment	-	-	-	-
Cost Allocation & Indirect Costs	-	-	-	-
Transfers-Out	-	-	-	-
Expenditure Categories Total:	8,922.3	8,922.1	-	8,922.1
Federal Grants Fund Total:	8,922.3	8,922.1	-	8,922.1
Sub Program Total for Select Funds:	18,641.3	23,041.1	-	23,041.1

**Program Budget Unit Summary of Expenditure and Budget Request
for All Funds**

Agency: Department of Economic Security

	FY 2023 Actuals	FY 2024 Expenditure Plan	FY 2025 Funding Issue	FY 2025 Total Request
Program:	DEA-2-0	Developmental Disabilities		
Sub Program:	DEA-2-19	SLI Physical and Behavioral Health Services - Medicaid		
Expenditure Categories				
FTE	105.0	105.0	-	105.0
Personal Services	7,662.6	7,585.1	-	7,585.1
Employee Related Expenditures	2,611.5	2,585.0	-	2,585.0
Subtotal Personal Services and ERE	10,274.1	10,170.1	-	10,170.1
Professional & Outside Services	1,244.3	1,231.6	-	1,231.6
Travel In-State	9.5	9.5	-	9.5
Travel Out-Of-State	1.3	1.2	-	1.2
Food	-	-	-	-
Aid To Organizations & Individuals	531,118.8	529,058.4	53,673.1	582,731.5
Other Operating Expenditures	831.8	823.5	-	823.5
Capital Outlay	-	-	-	-
Capital Equipment	-	-	-	-
Non-Capital Equipment	3.1	3.1	-	3.1
Cost Allocation & Indirect Costs	-	-	-	-
Transfers-Out	-	-	-	-
Expenditure Categories Total:	543,483.0	541,297.4	53,673.1	594,970.5
Fund Source				
Appropriated Funds				
General Fund (Appropriated)	125,139.6	159,130.2	18,093.2	177,223.4
Appropriated Funds Total:	125,139.6	159,130.2	18,093.2	177,223.4
Non-Appropriated Funds				
Department Long-Term Care System Fund (Non-Appropriated)	374,721.2	338,500.1	35,579.9	374,080.0
Health Care Investment Fund Expenditure Authority (Non-Appropriated)	43,622.2	43,667.1	-	43,667.1
Non-Appropriated Funds Total:	418,343.4	382,167.2	35,579.9	417,747.1
Developmental Disabilities Total:	543,483.0	541,297.4	53,673.1	594,970.5

**Program Budget Unit Summary of Expenditure and Budget Request
for Selected Funds**

Agency: Department of Economic Security

	<u>FY 2023 Actuals</u>	<u>FY 2024 Expenditure Plan</u>	<u>FY 2025 Funding Issue</u>	<u>FY 2025 Total Request</u>
Program: DEA-2-0 Developmental Disabilities				
Sub Program: DEA-2-19 SLI Physical and Behavioral Health Services - Medicaid				
Fund: AA1000 General Fund				

Appropriated

Personal Services	1,800.5	2,290.0	-	2,290.0
Employee Related Expenditures	613.6	780.2	-	780.2
Subtotal Personal Services and ERE	2,414.2	3,070.2	-	3,070.2
Professional & Outside Services	292.4	371.7	-	371.7
Travel In-State	2.2	2.8	-	2.8
Travel Out-Of-State	0.3	0.3	-	0.3
Food	-	-	-	-
Aid To Organizations & Individuals	122,234.3	155,435.7	18,093.2	173,528.9
Other Operating Expenditures	195.5	248.6	-	248.6
Capital Outlay	-	-	-	-
Capital Equipment	-	-	-	-
Non-Capital Equipment	0.7	0.9	-	0.9
Cost Allocation & Indirect Costs	-	-	-	-
Transfers-Out	-	-	-	-
Expenditure Categories Total:	125,139.6	159,130.2	18,093.2	177,223.4
General Fund Total:	125,139.6	159,130.2	18,093.2	177,223.4

**Program Budget Unit Summary of Expenditure and Budget Request
for Selected Funds**

Agency: Department of Economic Security

	FY 2023 Actuals	FY 2024 Expenditure Plan	FY 2025 Funding Issue	FY 2025 Total Request
Program:	DEA-2-0 Developmental Disabilities			
Sub Program:	DEA-2-19 SLI Physical and Behavioral Health Services - Medicaid			
Fund:	DE2224 Department Long-Term Care System Fund			

Non-Appropriated

Personal Services	5,862.1	5,295.1	-	5,295.1
Employee Related Expenditures	1,997.9	1,804.8	-	1,804.8
Subtotal Personal Services and ERE	7,860.0	7,099.9	-	7,099.9
Professional & Outside Services	951.9	859.9	-	859.9
Travel In-State	7.3	6.7	-	6.7
Travel Out-Of-State	1.0	0.9	-	0.9
Food	-	-	-	-
Aid To Organizations & Individuals	365,262.3	329,955.6	35,579.9	365,535.5
Other Operating Expenditures	636.4	574.9	-	574.9
Capital Outlay	-	-	-	-
Capital Equipment	-	-	-	-
Non-Capital Equipment	2.4	2.2	-	2.2
Cost Allocation & Indirect Costs	-	-	-	-
Transfers-Out	-	-	-	-
Expenditure Categories Total:	374,721.2	338,500.1	35,579.9	374,080.0
Department Long-Term Care System Fund Total:	374,721.2	338,500.1	35,579.9	374,080.0

Program Budget Unit Summary of Expenditure and Budget Request for Selected Funds

Agency: Department of Economic Security

		FY 2023 Actuals	FY 2024 Expenditure Plan	FY 2025 Funding Issue	FY 2025 Total Request
Program:	DEA-2-0 Developmental Disabilities				
Sub Program:	DEA-2-19 SLI Physical and Behavioral Health Services - Medicaid				
Fund:	DE2588 Health Care Investment Fund Expenditure Authority				

Non-Appropriated

Personal Services	-	-	-	-
Employee Related Expenditures	-	-	-	-
Subtotal Personal Services and ERE	-	-	-	-
Professional & Outside Services	-	-	-	-
Travel In-State	-	-	-	-
Travel Out-Of-State	-	-	-	-
Food	-	-	-	-
Aid To Organizations & Individuals	43,622.2	43,667.1	-	43,667.1
Other Operating Expenditures	-	-	-	-
Capital Outlay	-	-	-	-
Capital Equipment	-	-	-	-
Non-Capital Equipment	-	-	-	-
Cost Allocation & Indirect Costs	-	-	-	-
Transfers-Out	-	-	-	-
Expenditure Categories Total:	43,622.2	43,667.1	-	43,667.1
Health Care Investment Fund Expenditure Authority Total:	43,622.2	43,667.1	-	43,667.1
Sub Program Total for Select Funds:	543,483.0	541,297.4	53,673.1	594,970.5

**Program Budget Unit Summary of Expenditure and Budget Request
for All Funds**

Agency: Department of Economic Security

			FY 2023 Actuals	FY 2024 Expenditure Plan	FY 2025 Funding Issue	FY 2025 Total Request
Program:	DEA-2-0	Developmental Disabilities				
Sub Program:	DEA-2-2	SLI Case Management - Medicaid				

Expenditure Categories

FTE			1,079.0	1,079.0	-	1,079.0
Personal Services			54,615.5	65,065.3	7,831.9	72,897.2
Employee Related Expenditures			24,121.8	28,737.0	3,459.0	32,196.0
Subtotal Personal Services and ERE			78,737.3	93,802.3	11,290.9	105,093.2
Professional & Outside Services			2,644.6	3,150.6	-	3,150.6
Travel In-State			82.7	98.5	-	98.5
Travel Out-Of-State			-	-	-	-
Food			-	-	-	-
Aid To Organizations & Individuals			-	-	-	-
Other Operating Expenditures			2,168.5	2,583.6	-	2,583.6
Capital Outlay			-	-	-	-
Capital Equipment			-	-	-	-
Non-Capital Equipment			3,880.4	4,622.9	-	4,622.9
Cost Allocation & Indirect Costs			-	-	-	-
Transfers-Out			-	-	-	-
Expenditure Categories Total:			87,513.6	104,257.9	11,290.9	115,548.8

Fund Source

Appropriated Funds						
General Fund (Appropriated)			21,448.7	33,280.2	3,806.2	37,086.4
Appropriated Funds Total:			21,448.7	33,280.2	3,806.2	37,086.4
Non-Appropriated Funds						
Department Long-Term Care System Fund (Non-Appropriated)			66,065.0	70,977.7	7,484.7	78,462.4
Non-Appropriated Funds Total:			66,065.0	70,977.7	7,484.7	78,462.4
Developmental Disabilities Total:			87,513.6	104,257.9	11,290.9	115,548.8

**Program Budget Unit Summary of Expenditure and Budget Request
for Selected Funds**

Agency: Department of Economic Security

	<u>FY 2023 Actuals</u>	<u>FY 2024 Expenditure Plan</u>	<u>FY 2025 Funding Issue</u>	<u>FY 2025 Total Request</u>
Program: DEA-2-0 Developmental Disabilities				
Sub Program: DEA-2-2 SLI Case Management - Medicaid				
Fund: AA1000 General Fund				

Appropriated

Personal Services	13,385.7	20,769.5	2,640.2	23,409.7
Employee Related Expenditures	5,912.0	9,173.1	1,166.0	10,339.1
Subtotal Personal Services and ERE	19,297.7	29,942.6	3,806.2	33,748.8
Professional & Outside Services	648.2	1,005.7	-	1,005.7
Travel In-State	20.3	31.4	-	31.4
Travel Out-Of-State	-	-	-	-
Food	-	-	-	-
Aid To Organizations & Individuals	-	-	-	-
Other Operating Expenditures	531.5	824.8	-	824.8
Capital Outlay	-	-	-	-
Capital Equipment	-	-	-	-
Non-Capital Equipment	951.1	1,475.7	-	1,475.7
Cost Allocation & Indirect Costs	-	-	-	-
Transfers-Out	-	-	-	-
Expenditure Categories Total:	21,448.7	33,280.2	3,806.2	37,086.4
General Fund Total:	21,448.7	33,280.2	3,806.2	37,086.4

**Program Budget Unit Summary of Expenditure and Budget Request
for Selected Funds**

Agency: Department of Economic Security

	<u>FY 2023 Actuals</u>	<u>FY 2024 Expenditure Plan</u>	<u>FY 2025 Funding Issue</u>	<u>FY 2025 Total Request</u>
Program: DEA-2-0 Developmental Disabilities				
Sub Program: DEA-2-2 SLI Case Management - Medicaid				
Fund: DE2224 Department Long-Term Care System Fund				

Non-Appropriated

Personal Services	41,229.8	44,295.8	5,191.7	49,487.5
Employee Related Expenditures	18,209.8	19,563.9	2,293.0	21,856.9
Subtotal Personal Services and ERE	59,439.6	63,859.7	7,484.7	71,344.4
Professional & Outside Services	1,996.4	2,144.9	-	2,144.9
Travel In-State	62.4	67.1	-	67.1
Travel Out-Of-State	-	-	-	-
Food	-	-	-	-
Aid To Organizations & Individuals	-	-	-	-
Other Operating Expenditures	1,637.1	1,758.8	-	1,758.8
Capital Outlay	-	-	-	-
Capital Equipment	-	-	-	-
Non-Capital Equipment	2,929.4	3,147.2	-	3,147.2
Cost Allocation & Indirect Costs	-	-	-	-
Transfers-Out	-	-	-	-
Expenditure Categories Total:	66,065.0	70,977.7	7,484.7	78,462.4
Department Long-Term Care System Fund Total:	66,065.0	70,977.7	7,484.7	78,462.4
Sub Program Total for Select Funds:	87,513.6	104,257.9	11,290.9	115,548.8

**Program Budget Unit Summary of Expenditure and Budget Request
for All Funds**

Agency: Department of Economic Security

			FY 2023 Actuals	FY 2024 Expenditure Plan	FY 2025 Funding Issue	FY 2025 Total Request
Program:	DEA-2-0	Developmental Disabilities				
Sub Program:	DEA-2-21	SLI Group Home Monitoring Program				

Expenditure Categories

FTE			-	-	-	-
Personal Services			-	-	-	-
Employee Related Expenditures			-	-	-	-
Subtotal Personal Services and ERE			-	-	-	-
Professional & Outside Services			-	-	-	-
Travel In-State			-	-	-	-
Travel Out-Of-State			-	-	-	-
Food			-	-	-	-
Aid To Organizations & Individuals			1,200.0	1,200.0	-	1,200.0
Other Operating Expenditures			-	-	-	-
Capital Outlay			-	-	-	-
Capital Equipment			-	-	-	-
Non-Capital Equipment			-	-	-	-
Cost Allocation & Indirect Costs			-	-	-	-
Transfers-Out			-	-	-	-
Expenditure Categories Total:			1,200.0	1,200.0	-	1,200.0

Fund Source

Appropriated Funds						
General Fund (Appropriated)			1,200.0	1,200.0	-	1,200.0
Appropriated Funds Total:			1,200.0	1,200.0	-	1,200.0
Developmental Disabilities Total:			1,200.0	1,200.0	-	1,200.0

**Program Budget Unit Summary of Expenditure and Budget Request
for Selected Funds**

Agency: Department of Economic Security

	<u>FY 2023 Actuals</u>	<u>FY 2024 Expenditure Plan</u>	<u>FY 2025 Funding Issue</u>	<u>FY 2025 Total Request</u>
Program: DEA-2-0 Developmental Disabilities				
Sub Program: DEA-2-21 SLI Group Home Monitoring Program				
Fund: AA1000 General Fund				

Appropriated

Personal Services	-	-	-	-
Employee Related Expenditures	-	-	-	-
Subtotal Personal Services and ERE	-	-	-	-
Professional & Outside Services	-	-	-	-
Travel In-State	-	-	-	-
Travel Out-Of-State	-	-	-	-
Food	-	-	-	-
Aid To Organizations & Individuals	1,200.0	1,200.0	-	1,200.0
Other Operating Expenditures	-	-	-	-
Capital Outlay	-	-	-	-
Capital Equipment	-	-	-	-
Non-Capital Equipment	-	-	-	-
Cost Allocation & Indirect Costs	-	-	-	-
Transfers-Out	-	-	-	-
Expenditure Categories Total:	1,200.0	1,200.0	-	1,200.0
General Fund Total:	1,200.0	1,200.0	-	1,200.0
Sub Program Total for Select Funds:	1,200.0	1,200.0	-	1,200.0

**Program Budget Unit Summary of Expenditure and Budget Request
for All Funds**

Agency: Department of Economic Security

			FY 2023 Actuals	FY 2024 Expenditure Plan	FY 2025 Funding Issue	FY 2025 Total Request
Program:	DEA-2-0	Developmental Disabilities				
Sub Program:	DEA-2-22	SLI HCBS ARPA Non-Lapsing				

Expenditure Categories

FTE			-	-	-	-
Personal Services			-	-	-	-
Employee Related Expenditures			-	-	-	-
Subtotal Personal Services and ERE			-	-	-	-
Professional & Outside Services			-	-	-	-
Travel In-State			-	-	-	-
Travel Out-Of-State			-	-	-	-
Food			-	-	-	-
Aid To Organizations & Individuals			395,478.8	115,701.7	-	115,701.7
Other Operating Expenditures			315.1	92.2	-	92.2
Capital Outlay			-	-	-	-
Capital Equipment			-	-	-	-
Non-Capital Equipment			-	-	-	-
Cost Allocation & Indirect Costs			-	-	-	-
Transfers-Out			-	-	-	-
Expenditure Categories Total:			395,793.9	115,793.9	-	115,793.9

Fund Source

Appropriated Funds						
Department Long-Term Care System Fund (Appropriated)			-	-	-	-
Appropriated Funds Total:			-	-	-	-
Non-Appropriated Funds						
Department Long-Term Care System Fund (Non-Appropriated)			395,793.9	115,793.9	-	115,793.9
Non-Appropriated Funds Total:			395,793.9	115,793.9	-	115,793.9
Developmental Disabilities Total:			395,793.9	115,793.9	-	115,793.9

Program Budget Unit Summary of Expenditure and Budget Request for Selected Funds

Agency: Department of Economic Security

		FY 2023 Actuals	FY 2024 Expenditure Plan	FY 2025 Funding Issue	FY 2025 Total Request
Program:	DEA-2-0 Developmental Disabilities				
Sub Program:	DEA-2-22 SLI HCBS ARPA Non-Lapsing				
Fund:	DE2224 Department Long-Term Care System Fund				

Non-Appropriated

Personal Services	-	-	-	-
Employee Related Expenditures	-	-	-	-
Subtotal Personal Services and ERE	-	-	-	-
Professional & Outside Services	-	-	-	-
Travel In-State	-	-	-	-
Travel Out-Of-State	-	-	-	-
Food	-	-	-	-
Aid To Organizations & Individuals	395,478.8	115,701.7	-	115,701.7
Other Operating Expenditures	315.1	92.2	-	92.2
Capital Outlay	-	-	-	-
Capital Equipment	-	-	-	-
Non-Capital Equipment	-	-	-	-
Cost Allocation & Indirect Costs	-	-	-	-
Transfers-Out	-	-	-	-
Expenditure Categories Total:	395,793.9	115,793.9	-	115,793.9
Department Long-Term Care System Fund Total:	395,793.9	115,793.9	-	115,793.9
Sub Program Total for Select Funds:	395,793.9	115,793.9	-	115,793.9

**Program Budget Unit Summary of Expenditure and Budget Request
for All Funds**

Agency: Department of Economic Security

			FY 2024	FY 2025 Funding	FY 2025
		FY 2023 Actuals	Expenditure Plan	Issue	Total Request
Program:	DEA-2-0	Developmental Disabilities			
Sub Program:	DEA-2-23	SLI Graham County Rehabilitation Center			

Expenditure Categories

FTE	-	-	-	-
Personal Services	-	-	-	-
Employee Related Expenditures	-	-	-	-
Subtotal Personal Services and ERE	-	-	-	-
Professional & Outside Services	-	-	-	-
Travel In-State	-	-	-	-
Travel Out-Of-State	-	-	-	-
Food	-	-	-	-
Aid To Organizations & Individuals	-	830.0	-	830.0
Other Operating Expenditures	-	-	-	-
Capital Outlay	-	-	-	-
Capital Equipment	-	-	-	-
Non-Capital Equipment	-	-	-	-
Cost Allocation & Indirect Costs	-	-	-	-
Transfers-Out	-	-	-	-
Expenditure Categories Total:	-	830.0	-	830.0

Fund Source

Appropriated Funds				
General Fund (Appropriated)	-	830.0	-	830.0
Appropriated Funds Total:	-	830.0	-	830.0
Developmental Disabilities Total:	-	830.0	-	830.0

**Program Budget Unit Summary of Expenditure and Budget Request
for Selected Funds**

Agency: Department of Economic Security

	FY 2023 Actuals	FY 2024 Expenditure Plan	FY 2025 Funding Issue	FY 2025 Total Request
Program:	DEA-2-0 Developmental Disabilities			
Sub Program:	DEA-2-23 SLI Graham County Rehabilitation Center			
Fund:	AA1000 General Fund			

Appropriated

Personal Services	-	-	-	-
Employee Related Expenditures	-	-	-	-
Subtotal Personal Services and ERE	-	-	-	-
Professional & Outside Services	-	-	-	-
Travel In-State	-	-	-	-
Travel Out-Of-State	-	-	-	-
Food	-	-	-	-
Aid To Organizations & Individuals	-	830.0	-	830.0
Other Operating Expenditures	-	-	-	-
Capital Outlay	-	-	-	-
Capital Equipment	-	-	-	-
Non-Capital Equipment	-	-	-	-
Cost Allocation & Indirect Costs	-	-	-	-
Transfers-Out	-	-	-	-
Expenditure Categories Total:	-	830.0	-	830.0
General Fund Total:	-	830.0	-	830.0
Sub Program Total for Select Funds:	-	830.0	-	830.0

**Program Budget Unit Summary of Expenditure and Budget Request
for All Funds**

Agency: Department of Economic Security

			FY 2023 Actuals	FY 2024 Expenditure Plan	FY 2025 Funding Issue	FY 2025 Total Request
Program:	DEA-2-0	Developmental Disabilities				
Sub Program:	DEA-2-3	SLI Case Management State-Only				

Expenditure Categories

FTE			89.0	89.0	-	89.0
Personal Services			4,134.6	3,562.3	1,670.0	5,232.3
Employee Related Expenditures			1,824.8	1,572.0	736.9	2,308.9
Subtotal Personal Services and ERE			5,959.4	5,134.3	2,406.9	7,541.2
Professional & Outside Services			840.9	724.4	339.6	1,064.0
Travel In-State			8.7	7.4	3.5	10.9
Travel Out-Of-State			-	-	-	-
Food			-	-	-	-
Aid To Organizations & Individuals			-	-	-	-
Other Operating Expenditures			535.4	461.3	216.2	677.5
Capital Outlay			-	-	-	-
Capital Equipment			-	-	-	-
Non-Capital Equipment			9.6	8.2	3.8	12.0
Cost Allocation & Indirect Costs			-	-	-	-
Transfers-Out			-	-	-	-
		Expenditure Categories Total:	7,354.0	6,335.6	2,970.0	9,305.6

Fund Source

Appropriated Funds						
General Fund (Appropriated)			7,354.0	6,335.6	2,970.0	9,305.6
Appropriated Funds Total:			7,354.0	6,335.6	2,970.0	9,305.6
Developmental Disabilities Total:			7,354.0	6,335.6	2,970.0	9,305.6

**Program Budget Unit Summary of Expenditure and Budget Request
for Selected Funds**

Agency: Department of Economic Security

	<u>FY 2023 Actuals</u>	<u>FY 2024 Expenditure Plan</u>	<u>FY 2025 Funding Issue</u>	<u>FY 2025 Total Request</u>
Program: DEA-2-0 Developmental Disabilities				
Sub Program: DEA-2-3 SLI Case Management State-Only				
Fund: AA1000 General Fund				

Appropriated

Personal Services	4,134.6	3,562.3	1,670.0	5,232.3
Employee Related Expenditures	1,824.8	1,572.0	736.9	2,308.9
Subtotal Personal Services and ERE	5,959.4	5,134.3	2,406.9	7,541.2
Professional & Outside Services	840.9	724.4	339.6	1,064.0
Travel In-State	8.7	7.4	3.5	10.9
Travel Out-Of-State	-	-	-	-
Food	-	-	-	-
Aid To Organizations & Individuals	-	-	-	-
Other Operating Expenditures	535.4	461.3	216.2	677.5
Capital Outlay	-	-	-	-
Capital Equipment	-	-	-	-
Non-Capital Equipment	9.6	8.2	3.8	12.0
Cost Allocation & Indirect Costs	-	-	-	-
Transfers-Out	-	-	-	-
Expenditure Categories Total:	7,354.0	6,335.6	2,970.0	9,305.6
General Fund Total:	7,354.0	6,335.6	2,970.0	9,305.6
Sub Program Total for Select Funds:	7,354.0	6,335.6	2,970.0	9,305.6

**Program Budget Unit Summary of Expenditure and Budget Request
for All Funds**

Agency: Department of Economic Security

			FY 2024 Expenditure Plan	FY 2025 Funding Issue	FY 2025 Total Request
Program:	DEA-2-0	Developmental Disabilities			
Sub Program:	DEA-2-4	SLJ Home and Community Based Services - Medicaid			

Expenditure Categories

FTE	273.0	273.0	-	273.0
Personal Services	14,552.8	19,287.2	-	19,287.2
Employee Related Expenditures	5,770.8	7,648.2	-	7,648.2
Subtotal Personal Services and ERE	20,323.6	26,935.4	-	26,935.4
Professional & Outside Services	1,049.5	1,390.9	-	1,390.9
Travel In-State	175.0	232.0	-	232.0
Travel Out-Of-State	-	-	-	-
Food	1.5	2.0	-	2.0
Aid To Organizations & Individuals	1,752,711.2	2,203,875.3	239,767.0	2,443,642.3
Other Operating Expenditures	1,024.4	1,357.6	-	1,357.6
Capital Outlay	-	-	-	-
Capital Equipment	-	-	-	-
Non-Capital Equipment	9.3	12.3	-	12.3
Cost Allocation & Indirect Costs	-	-	-	-
Transfers-Out	-	-	-	-
Expenditure Categories Total:	1,775,294.4	2,233,805.5	239,767.0	2,473,572.5

Fund Source

Appropriated Funds				
General Fund (Appropriated)	514,118.7	709,723.2	80,824.2	790,547.4
Appropriated Funds Total:	514,118.7	709,723.2	80,824.2	790,547.4
Non-Appropriated Funds				
Department Long-Term Care System Fund (Non-Appropriated)	1,250,427.4	1,513,337.1	158,942.8	1,672,279.9
Health Care Investment Fund Expenditure Authority (Non-Appropriated)	10,748.3	10,745.2	-	10,745.2
Non-Appropriated Funds Total:	1,261,175.7	1,524,082.3	158,942.8	1,683,025.1
Developmental Disabilities Total:	1,775,294.4	2,233,805.5	239,767.0	2,473,572.5

**Program Budget Unit Summary of Expenditure and Budget Request
for Selected Funds**

Agency: Department of Economic Security

	FY 2023 Actuals	FY 2024 Expenditure Plan	FY 2025 Funding Issue	FY 2025 Total Request
Program: DEA-2-0	Developmental Disabilities			
Sub Program: DEA-2-4	SLI Home and Community Based Services - Medicaid			
Fund: AA1000	General Fund			

Appropriated

Personal Services	4,214.4	5,817.8	-	5,817.8
Employee Related Expenditures	1,671.2	2,307.0	-	2,307.0
Subtotal Personal Services and ERE	5,885.6	8,124.8	-	8,124.8
Professional & Outside Services	303.9	419.6	-	419.6
Travel In-State	50.7	70.0	-	70.0
Travel Out-Of-State	-	-	-	-
Food	0.4	0.6	-	0.6
Aid To Organizations & Individuals	507,578.7	700,695.0	80,824.2	781,519.2
Other Operating Expenditures	296.7	409.5	-	409.5
Capital Outlay	-	-	-	-
Capital Equipment	-	-	-	-
Non-Capital Equipment	2.7	3.7	-	3.7
Cost Allocation & Indirect Costs	-	-	-	-
Transfers-Out	-	-	-	-
Expenditure Categories Total:	514,118.7	709,723.2	80,824.2	790,547.4
General Fund Total:	514,118.7	709,723.2	80,824.2	790,547.4

**Program Budget Unit Summary of Expenditure and Budget Request
for Selected Funds**

Agency: Department of Economic Security

	FY 2023 Actuals	FY 2024 Expenditure Plan	FY 2025 Funding Issue	FY 2025 Total Request
Program: DEA-2-0	Developmental Disabilities			
Sub Program: DEA-2-4	SLI Home and Community Based Services - Medicaid			
Fund: DE2224	Department Long-Term Care System Fund			

Non-Appropriated

Personal Services	10,338.4	13,469.4	-	13,469.4
Employee Related Expenditures	4,099.6	5,341.2	-	5,341.2
Subtotal Personal Services and ERE	14,438.0	18,810.6	-	18,810.6
Professional & Outside Services	745.6	971.3	-	971.3
Travel In-State	124.3	162.0	-	162.0
Travel Out-Of-State	-	-	-	-
Food	1.1	1.4	-	1.4
Aid To Organizations & Individuals	1,234,384.2	1,492,435.1	158,942.8	1,651,377.9
Other Operating Expenditures	727.7	948.1	-	948.1
Capital Outlay	-	-	-	-
Capital Equipment	-	-	-	-
Non-Capital Equipment	6.6	8.6	-	8.6
Cost Allocation & Indirect Costs	-	-	-	-
Transfers-Out	-	-	-	-
Expenditure Categories Total:	1,250,427.4	1,513,337.1	158,942.8	1,672,279.9
Department Long-Term Care System Fund Total:	1,250,427.4	1,513,337.1	158,942.8	1,672,279.9

**Program Budget Unit Summary of Expenditure and Budget Request
for Selected Funds**

Agency: Department of Economic Security

	FY 2023 Actuals	FY 2024 Expenditure Plan	FY 2025 Funding Issue	FY 2025 Total Request
Program: DEA-2-0	Developmental Disabilities			
Sub Program: DEA-2-4	SLI Home and Community Based Services - Medicaid			
Fund: DE2588	Health Care Investment Fund Expenditure Authority			

Non-Appropriated

Personal Services	-	-	-	-
Employee Related Expenditures	-	-	-	-
Subtotal Personal Services and ERE	-	-	-	-
Professional & Outside Services	-	-	-	-
Travel In-State	-	-	-	-
Travel Out-Of-State	-	-	-	-
Food	-	-	-	-
Aid To Organizations & Individuals	10,748.3	10,745.2	-	10,745.2
Other Operating Expenditures	-	-	-	-
Capital Outlay	-	-	-	-
Capital Equipment	-	-	-	-
Non-Capital Equipment	-	-	-	-
Cost Allocation & Indirect Costs	-	-	-	-
Transfers-Out	-	-	-	-
Expenditure Categories Total:	10,748.3	10,745.2	-	10,745.2
Health Care Investment Fund Expenditure Authority Total:	10,748.3	10,745.2	-	10,745.2
Sub Program Total for Select Funds:	1,775,294.4	2,233,805.5	239,767.0	2,473,572.5

**Program Budget Unit Summary of Expenditure and Budget Request
for All Funds**

Agency: Department of Economic Security

			FY 2024	FY 2025 Funding	FY 2025
		FY 2023 Actuals	Expenditure Plan	Issue	Total Request
Program:	DEA-2-0	Developmental Disabilities			
Sub Program:	DEA-2-5	SLI Home and Community Based Services State-Only			

Expenditure Categories

FTE	-	-	-	-
Personal Services	-	-	-	-
Employee Related Expenditures	-	-	-	-
Subtotal Personal Services and ERE	-	-	-	-
Professional & Outside Services	-	-	-	-
Travel In-State	-	-	-	-
Travel Out-Of-State	-	-	-	-
Food	121.8	121.8	-	121.8
Aid To Organizations & Individuals	12,965.4	13,965.4	-	13,965.4
Other Operating Expenditures	1.8	1.8	-	1.8
Capital Outlay	-	-	-	-
Capital Equipment	-	-	-	-
Non-Capital Equipment	-	-	-	-
Cost Allocation & Indirect Costs	-	-	-	-
Transfers-Out	-	-	-	-
Expenditure Categories Total:	13,089.0	14,089.0	-	14,089.0

Fund Source

Appropriated Funds				
General Fund (Appropriated)	13,089.0	14,089.0	-	14,089.0
Appropriated Funds Total:	13,089.0	14,089.0	-	14,089.0
Developmental Disabilities Total:	13,089.0	14,089.0	-	14,089.0

**Program Budget Unit Summary of Expenditure and Budget Request
for Selected Funds**

Agency: Department of Economic Security

	FY 2023 Actuals	FY 2024 Expenditure Plan	FY 2025 Funding Issue	FY 2025 Total Request
Program: DEA-2-0	Developmental Disabilities			
Sub Program: DEA-2-5	SLI Home and Community Based Services State-Only			
Fund: AA1000	General Fund			

Appropriated

Personal Services	-	-	-	-
Employee Related Expenditures	-	-	-	-
Subtotal Personal Services and ERE	-	-	-	-
Professional & Outside Services	-	-	-	-
Travel In-State	-	-	-	-
Travel Out-Of-State	-	-	-	-
Food	121.8	121.8	-	121.8
Aid To Organizations & Individuals	12,965.4	13,965.4	-	13,965.4
Other Operating Expenditures	1.8	1.8	-	1.8
Capital Outlay	-	-	-	-
Capital Equipment	-	-	-	-
Non-Capital Equipment	-	-	-	-
Cost Allocation & Indirect Costs	-	-	-	-
Transfers-Out	-	-	-	-
Expenditure Categories Total:	13,089.0	14,089.0	-	14,089.0
General Fund Total:	13,089.0	14,089.0	-	14,089.0
Sub Program Total for Select Funds:	13,089.0	14,089.0	-	14,089.0

**Program Budget Unit Summary of Expenditure and Budget Request
for All Funds**

Agency: Department of Economic Security

			FY 2023 Actuals	FY 2024 Expenditure Plan	FY 2025 Funding Issue	FY 2025 Total Request
Program:	DEA-2-0	Developmental Disabilities				
Sub Program:	DEA-2-6	SLI Institutional Services - Medicaid				

Expenditure Categories

FTE			349.0	349.0	-	349.0
Personal Services			16,648.8	18,077.6	-	18,077.6
Employee Related Expenditures			6,488.2	7,044.6	-	7,044.6
Subtotal Personal Services and ERE			23,137.0	25,122.2	-	25,122.2
Professional & Outside Services			6,560.6	7,123.3	-	7,123.3
Travel In-State			1.0	1.1	-	1.1
Travel Out-Of-State			-	-	-	-
Food			504.4	547.6	-	547.6
Aid To Organizations & Individuals			10,212.5	11,088.4	-	11,088.4
Other Operating Expenditures			2,922.1	3,172.3	-	3,172.3
Capital Outlay			-	-	-	-
Capital Equipment			-	-	-	-
Non-Capital Equipment			32.3	35.1	-	35.1
Cost Allocation & Indirect Costs			-	-	-	-
Transfers-Out			-	-	-	-
Expenditure Categories Total:			43,369.8	47,090.0	-	47,090.0

Fund Source

Appropriated Funds						
	General Fund (Appropriated)		10,088.9	15,031.9	-	15,031.9
	Appropriated Funds Total:		10,088.9	15,031.9	-	15,031.9
Non-Appropriated Funds						
	Department Long-Term Care System Fund (Non-Appropriated)		33,280.9	32,058.1	-	32,058.1
	Non-Appropriated Funds Total:		33,280.9	32,058.1	-	32,058.1
	Developmental Disabilities Total:		43,369.8	47,090.0	-	47,090.0

**Program Budget Unit Summary of Expenditure and Budget Request
for Selected Funds**

Agency: Department of Economic Security

	FY 2023 Actuals	FY 2024 Expenditure Plan	FY 2025 Funding Issue	FY 2025 Total Request
Program: DEA-2-0	Developmental Disabilities			
Sub Program: DEA-2-6	SLI Institutional Services - Medicaid			
Fund: AA1000	General Fund			

Appropriated

Personal Services	3,872.9	5,770.8	-	5,770.8
Employee Related Expenditures	1,509.3	2,248.7	-	2,248.7
Subtotal Personal Services and ERE	5,382.2	8,019.5	-	8,019.5
Professional & Outside Services	1,526.2	2,273.9	-	2,273.9
Travel In-State	0.2	0.4	-	0.4
Travel Out-Of-State	-	-	-	-
Food	117.3	174.8	-	174.8
Aid To Organizations & Individuals	2,375.7	3,539.6	-	3,539.6
Other Operating Expenditures	679.7	1,012.5	-	1,012.5
Capital Outlay	-	-	-	-
Capital Equipment	-	-	-	-
Non-Capital Equipment	7.5	11.2	-	11.2
Cost Allocation & Indirect Costs	-	-	-	-
Transfers-Out	-	-	-	-
Expenditure Categories Total:	10,088.9	15,031.9	-	15,031.9
General Fund Total:	10,088.9	15,031.9	-	15,031.9

**Program Budget Unit Summary of Expenditure and Budget Request
for Selected Funds**

Agency: Department of Economic Security

	<u>FY 2023 Actuals</u>	<u>FY 2024 Expenditure Plan</u>	<u>FY 2025 Funding Issue</u>	<u>FY 2025 Total Request</u>
Program: DEA-2-0 Developmental Disabilities				
Sub Program: DEA-2-6 SLI Institutional Services - Medicaid				
Fund: DE2224 Department Long-Term Care System Fund				

Non-Appropriated

Personal Services	12,775.9	12,306.8	-	12,306.8
Employee Related Expenditures	4,978.9	4,795.9	-	4,795.9
Subtotal Personal Services and ERE	17,754.7	17,102.7	-	17,102.7
Professional & Outside Services	5,034.5	4,849.4	-	4,849.4
Travel In-State	0.8	0.7	-	0.7
Travel Out-Of-State	-	-	-	-
Food	387.1	372.8	-	372.8
Aid To Organizations & Individuals	7,836.8	7,548.8	-	7,548.8
Other Operating Expenditures	2,242.3	2,159.8	-	2,159.8
Capital Outlay	-	-	-	-
Capital Equipment	-	-	-	-
Non-Capital Equipment	24.8	23.9	-	23.9
Cost Allocation & Indirect Costs	-	-	-	-
Transfers-Out	-	-	-	-
Expenditure Categories Total:	33,280.9	32,058.1	-	32,058.1
Department Long-Term Care System Fund Total:	33,280.9	32,058.1	-	32,058.1
Sub Program Total for Select Funds:	43,369.8	47,090.0	-	47,090.0

**Program Budget Unit Summary of Expenditure and Budget Request
for All Funds**

Agency: Department of Economic Security

			FY 2024	FY 2025 Funding	FY 2025
		FY 2023 Actuals	Expenditure Plan	Issue	Total Request
Program:	DEA-2-0	Developmental Disabilities			
Sub Program:	DEA-2-9	SLI State-Funded Long Term Care Services			

Expenditure Categories

FTE		2.0	2.0	-	2.0
Personal Services		89.7	111.1	-	111.1
Employee Related Expenditures		39.0	48.1	-	48.1
Subtotal Personal Services and ERE		128.7	159.2	-	159.2
Professional & Outside Services		57.1	70.6	-	70.6
Travel In-State		0.1	0.1	-	0.1
Travel Out-Of-State		-	-	-	-
Food		-	-	-	-
Aid To Organizations & Individuals		36,343.1	43,024.8	7,070.0	50,094.8
Other Operating Expenditures		225.7	279.3	-	279.3
Capital Outlay		-	-	-	-
Capital Equipment		-	-	-	-
Non-Capital Equipment		0.6	0.7	-	0.7
Cost Allocation & Indirect Costs		-	-	-	-
Transfers-Out		-	-	-	-
Expenditure Categories Total:		36,755.1	43,534.7	7,070.0	50,604.7

Fund Source

Appropriated Funds					
General Fund (Appropriated)		9,388.8	9,670.5	470.0	10,140.5
Department Long-Term Care System Fund (Appropriated)		27,366.3	33,864.2	6,600.0	40,464.2
Appropriated Funds Total:		36,755.1	43,534.7	7,070.0	50,604.7
Non-Appropriated Funds					
Department Long-Term Care System Fund (Non-Appropriated)		-	-	-	-
Non-Appropriated Funds Total:		-	-	-	-
Developmental Disabilities Total:		36,755.1	43,534.7	7,070.0	50,604.7

**Program Budget Unit Summary of Expenditure and Budget Request
for Selected Funds**

Agency: Department of Economic Security

	FY 2023 Actuals	FY 2024 Expenditure Plan	FY 2025 Funding Issue	FY 2025 Total Request
Program: DEA-2-0	Developmental Disabilities			
Sub Program: DEA-2-9	SLI State-Funded Long Term Care Services			
Fund: AA1000	General Fund			

Appropriated

Personal Services	-	-	-	-
Employee Related Expenditures	-	-	-	-
Subtotal Personal Services and ERE	-	-	-	-
Professional & Outside Services	-	-	-	-
Travel In-State	-	-	-	-
Travel Out-Of-State	-	-	-	-
Food	-	-	-	-
Aid To Organizations & Individuals	9,388.8	9,670.5	470.0	10,140.5
Other Operating Expenditures	-	-	-	-
Capital Outlay	-	-	-	-
Capital Equipment	-	-	-	-
Non-Capital Equipment	-	-	-	-
Cost Allocation & Indirect Costs	-	-	-	-
Transfers-Out	-	-	-	-
Expenditure Categories Total:	9,388.8	9,670.5	470.0	10,140.5
General Fund Total:	9,388.8	9,670.5	470.0	10,140.5

**Program Budget Unit Summary of Expenditure and Budget Request
for Selected Funds**

Agency: Department of Economic Security

	<u>FY 2023 Actuals</u>	<u>FY 2024 Expenditure Plan</u>	<u>FY 2025 Funding Issue</u>	<u>FY 2025 Total Request</u>
Program: DEA-2-0 Developmental Disabilities				
Sub Program: DEA-2-9 SLI State-Funded Long Term Care Services				
Fund: DE2224 Department Long-Term Care System Fund				

Appropriated

Personal Services	89.7	111.1	-	111.1
Employee Related Expenditures	39.0	48.1	-	48.1
Subtotal Personal Services and ERE	128.7	159.2	-	159.2
Professional & Outside Services	57.1	70.6	-	70.6
Travel In-State	0.1	0.1	-	0.1
Travel Out-Of-State	-	-	-	-
Food	-	-	-	-
Aid To Organizations & Individuals	26,954.3	33,354.3	6,600.0	39,954.3
Other Operating Expenditures	225.7	279.3	-	279.3
Capital Outlay	-	-	-	-
Capital Equipment	-	-	-	-
Non-Capital Equipment	0.6	0.7	-	0.7
Cost Allocation & Indirect Costs	-	-	-	-
Transfers-Out	-	-	-	-
Expenditure Categories Total:	27,366.3	33,864.2	6,600.0	40,464.2
Department Long-Term Care System Fund Total:	27,366.3	33,864.2	6,600.0	40,464.2
Sub Program Total for Select Funds:	36,755.1	43,534.7	7,070.0	50,604.7

Program Summary of Expenditure and Budget Request

Agency: Department of Economic Security

Program: Benefits and Medical Eligibility

Program Summary		FY 2023 Actuals	FY 2024 Expenditure Plan	FY 2025 Funding Issue	FY 2025 Total Request
DEA-3-1	Benefits and Medical Eligibility	266,356.7	271,199.5	-	271,199.5
	Disability Determination Services	49,326.1	50,410.9	-	50,410.9
DEA-3-2	Administration				
DEA-3-3	SLI TANF Cash Benefits	22,736.4	22,736.4	4,500.0	27,236.4
DEA-3-4	SLI Tribal Pass-Thru Funding	4,680.3	4,680.3	-	4,680.3
DEA-3-5	Nutrition Assistance Benefits	2,132,188.7	1,991,096.0	-	1,991,096.0
DEA-3-9	SLI Diaper and Incontinence Products Assistance	-	1,000.0	-	1,000.0
Benefits and Medical Eligibility Summary Total:		2,475,288.2	2,341,123.1	4,500.0	2,345,623.1

Expenditure Categories

FTE	FTE	2,780.8	2,870.0	-	2,870.0
6000	Personal Services	140,295.0	140,813.8	-	140,813.8
6100	Employee Related Expenditures	60,308.3	60,574.1	-	60,574.1
	Subtotal Personal Services and ERE	200,603.3	201,387.9	-	201,387.9
6200	Professional & Outside Services	56,875.7	54,351.9	-	54,351.9
6500	Travel In-State	120.5	131.0	-	131.0
6600	Travel Out-Of-State	5.1	5.3	-	5.3
6700	Food	-	-	-	-
6800	Aid To Organizations & Individuals	2,181,981.6	2,046,082.8	4,500.0	2,050,582.8
7000	Other Operating Expenditures	34,797.5	37,386.5	-	37,386.5
8100	Capital Outlay	-	-	-	-
8400	Capital Equipment	172.0	5.4	-	5.4
8500	Non-Capital Equipment	732.6	1,772.3	-	1,772.3
9000	Cost Allocation & Indirect Costs	-	-	-	-
9100	Transfers-Out	-	-	-	-
Expenditure Categories Total:		2,475,288.2	2,341,123.1	4,500.0	2,345,623.1

Fund Source

Appropriated Funds

AA1000	General Fund (Appropriated)	42,135.2	42,693.0	-	42,693.0
	Temporary Assistance for Needy Families	36,279.4	34,279.4	4,500.0	38,779.4
DE2007	(TANF) Fund (Appropriated)				
Appropriated Funds Total:		78,414.6	76,972.4	4,500.0	81,472.4

Non-Appropriated Funds

Program Summary of Expenditure and Budget Request

Agency:	Department of Economic Security
----------------	--

Program:	Benefits and Medical Eligibility
-----------------	---

	FY 2023 Actuals	FY 2024 Expenditure Plan	FY 2025 Funding Issue	FY 2025 Total Request
Non-Appropriated Funds				
DE2000 Federal Grants Fund (Non-Appropriated)	2,396,873.6	2,264,150.7	-	2,264,150.7
Non-Appropriated Funds Total:	2,396,873.6	2,264,150.7	-	2,264,150.7
Benefits and Medical Eligibility Summary Total:	2,475,288.2	2,341,123.1	4,500.0	2,345,623.1

Program Summary of Expenditure and Budget Request for Selected Funds

Agency:	Department of Economic Security
Program:	Benefits and Medical Eligibility
Fund:	AA1000 General Fund (Appropriated)

Program Expenditures	FY 2023 Actuals	FY 2024 Expenditure Plan	FY 2025 Funding Issue	FY 2025 Total Request
DEA-3-1 Benefits and Medical Eligibility	37,454.9	37,012.7	-	37,012.7
DEA-3-4 SLI Tribal Pass-Thru Funding	4,680.3	4,680.3	-	4,680.3
DEA-3-9 SLI Diaper and Incontinence Products Assistance	-	1,000.0	-	1,000.0
General Fund (Appropriated) Summary Total:	42,135.2	42,693.0	-	42,693.0

Appropriated Funding		FY 2023 Actuals	FY 2024 Expenditure Plan	FY 2025 Funding Issue	FY 2025 Total Request
6000	Personal Services	15,941.9	15,939.6	-	15,939.6
6100	Employee Related Expenditures	8,985.5	8,996.1	-	8,996.1
	Subtotal Personal Services and ERE	24,927.5	24,935.7	-	24,935.7
6200	Professional & Outside Services	5,524.6	4,426.2	-	4,426.2
6500	Travel In-State	25.6	28.0	-	28.0
6600	Travel Out-Of-State	0.1	0.1	-	0.1
6700	Food	-	-	-	-
6800	Aid To Organizations & Individuals	4,690.3	5,690.3	-	5,690.3
7000	Other Operating Expenditures	6,910.5	7,465.8	-	7,465.8
8100	Capital Outlay	-	-	-	-
8400	Capital Equipment	0.1	-	-	-
8500	Non-Capital Equipment	56.7	146.9	-	146.9
9000	Cost Allocation & Indirect Costs	-	-	-	-
9100	Transfers-Out	-	-	-	-
	Expenditure Categories Total:	42,135.2	42,693.0	-	42,693.0
	Fund AA1000 - A Total:	42,135.2	42,693.0	-	42,693.0

Program Summary of Expenditure and Budget Request for Selected Funds

Agency:	Department of Economic Security
Program:	Benefits and Medical Eligibility
Fund:	DE2000 Federal Grants Fund (Non-Appropriated)

Program Expenditures	FY 2023 Actuals	FY 2024 Expenditure Plan	FY 2025 Funding Issue	FY 2025 Total Request
DEA-3-1 Benefits and Medical Eligibility	215,358.8	222,643.8	-	222,643.8
DEA-3-2 Disability Determination Services Administration	49,326.1	50,410.9	-	50,410.9
DEA-3-5 Nutrition Assistance Benefits	2,132,188.7	1,991,096.0	-	1,991,096.0
Federal Grants Fund (Non-Appropriated) Summary Total:	2,396,873.6	2,264,150.7	-	2,264,150.7

Non-Appropriated Funding	FY 2023 Actuals	FY 2024 Expenditure Plan	FY 2025 Funding Issue	FY 2025 Total Request
6000 Personal Services	116,679.9	117,202.0	-	117,202.0
6100 Employee Related Expenditures	49,088.2	49,340.9	-	49,340.9
Subtotal Personal Services and ERE	165,768.1	166,542.9	-	166,542.9
6200 Professional & Outside Services	50,127.1	48,908.2	-	48,908.2
6500 Travel In-State	87.0	94.4	-	94.4
6600 Travel Out-Of-State	5.0	5.2	-	5.2
6700 Food	-	-	-	-
6800 Aid To Organizations & Individuals	2,154,554.9	2,017,656.1	-	2,017,656.1
7000 Other Operating Expenditures	25,502.9	29,362.5	-	29,362.5
8100 Capital Outlay	-	-	-	-
8400 Capital Equipment	171.8	5.4	-	5.4
8500 Non-Capital Equipment	656.8	1,576.0	-	1,576.0
9000 Cost Allocation & Indirect Costs	-	-	-	-
9100 Transfers-Out	-	-	-	-
Expenditure Categories Total:	2,396,873.6	2,264,150.7	-	2,264,150.7
Fund DE2000 - N Total:	2,396,873.6	2,264,150.7	-	2,264,150.7

Program Summary of Expenditure and Budget Request for Selected Funds

Agency:	Department of Economic Security
Program:	Benefits and Medical Eligibility
Fund:	DE2007 Temporary Assistance for Needy Families (TANF) Fund (Appropriated)

Program Expenditures	FY 2023 Actuals	FY 2024 Expenditure Plan	FY 2025 Funding Issue	FY 2025 Total Request
DEA-3-1 Benefits and Medical Eligibility	13,543.0	11,543.0	-	11,543.0
DEA-3-3 SLI TANF Cash Benefits	22,736.4	22,736.4	4,500.0	27,236.4
Temporary Assistance for Needy Families (TANF) Fund (Appropriated) Summary Total:	36,279.4	34,279.4	4,500.0	38,779.4
Appropriated Funding				
6000 Personal Services	7,673.2	7,672.2	-	7,672.2
6100 Employee Related Expenditures	2,234.5	2,237.1	-	2,237.1
Subtotal Personal Services and ERE	9,907.7	9,909.3	-	9,909.3
6200 Professional & Outside Services	1,224.1	1,017.5	-	1,017.5
6500 Travel In-State	7.9	8.6	-	8.6
6600 Travel Out-Of-State	0.0	-	-	-
6700 Food	-	-	-	-
6800 Aid To Organizations & Individuals	22,736.4	22,736.4	4,500.0	27,236.4
7000 Other Operating Expenditures	2,384.1	558.2	-	558.2
8100 Capital Outlay	-	-	-	-
8400 Capital Equipment	0.1	-	-	-
8500 Non-Capital Equipment	19.1	49.4	-	49.4
9000 Cost Allocation & Indirect Costs	-	-	-	-
9100 Transfers-Out	-	-	-	-
Expenditure Categories Total:	36,279.4	34,279.4	4,500.0	38,779.4
Fund DE2007 - A Total:	36,279.4	34,279.4	4,500.0	38,779.4
Benefits and Medical Eligibility Total:	2,475,288.2	2,341,123.1	4,500.0	2,345,623.1

**Program Budget Unit Summary of Expenditure and Budget Request
for All Funds**

Agency: Department of Economic Security

	FY 2023 Actuals	FY 2024 Expenditure Plan	FY 2025 Funding Issue	FY 2025 Total Request
Program:	DEA-3-0 Benefits and Medical Eligibility			

Expenditure Categories

FTE	2,780.8	2,870.0	-	2,870.0
Personal Services	140,295.0	140,813.8	-	140,813.8
Employee Related Expenditures	60,308.3	60,574.1	-	60,574.1
Subtotal Personal Services and ERE	200,603.3	201,387.9	-	201,387.9
Professional & Outside Services	56,875.7	54,351.9	-	54,351.9
Travel In-State	120.5	131.0	-	131.0
Travel Out-Of-State	5.1	5.3	-	5.3
Food	-	-	-	-
Aid To Organizations & Individuals	2,181,981.6	2,046,082.8	4,500.0	2,050,582.8
Other Operating Expenditures	34,797.5	37,386.5	-	37,386.5
Capital Outlay	-	-	-	-
Capital Equipment	172.0	5.4	-	5.4
Non-Capital Equipment	732.6	1,772.3	-	1,772.3
Cost Allocation & Indirect Costs	-	-	-	-
Transfers-Out	-	-	-	-
Expenditure Categories Total:	2,475,288.2	2,341,123.1	4,500.0	2,345,623.1

Fund Source

Appropriated Funds				
General Fund (Appropriated)	42,135.2	42,693.0	-	42,693.0
Temporary Assistance for Needy Families (TANF) Fund (Appropriated)	36,279.4	34,279.4	4,500.0	38,779.4
Appropriated Funds Total:	78,414.6	76,972.4	4,500.0	81,472.4
Non-Appropriated Funds				
Federal Grants Fund (Non-Appropriated)	2,396,873.6	2,264,150.7	-	2,264,150.7
Non-Appropriated Funds Total:	2,396,873.6	2,264,150.7	-	2,264,150.7
Benefits and Medical Eligibility Total:	2,475,288.2	2,341,123.1	4,500.0	2,345,623.1

**Program Budget Unit Summary of Expenditure and Budget Request
for All Funds**

Agency: Department of Economic Security

	FY 2023 Actuals	FY 2024 Expenditure Plan	FY 2025 Funding Issue	FY 2025 Total Request
Program:	DEA-3-0	Benefits and Medical Eligibility		
Sub Program:	DEA-3-1	Benefits and Medical Eligibility		
Expenditure Categories				
FTE	2,487.8	2,572.0	-	2,572.0
Personal Services	115,963.7	115,947.2	-	115,947.2
Employee Related Expenditures	50,927.9	50,987.6	-	50,987.6
Subtotal Personal Services and ERE	166,891.6	166,934.8	-	166,934.8
Professional & Outside Services	56,448.0	53,914.8	-	53,914.8
Travel In-State	111.5	121.8	-	121.8
Travel Out-Of-State	0.5	0.5	-	0.5
Food	-	-	-	-
Aid To Organizations & Individuals	10,839.6	14,779.8	-	14,779.8
Other Operating Expenditures	31,246.8	33,757.7	-	33,757.7
Capital Outlay	-	-	-	-
Capital Equipment	166.6	-	-	-
Non-Capital Equipment	652.1	1,690.1	-	1,690.1
Cost Allocation & Indirect Costs	-	-	-	-
Transfers-Out	-	-	-	-
Expenditure Categories Total:	266,356.7	271,199.5	-	271,199.5
Fund Source				
Appropriated Funds				
General Fund (Appropriated)	37,454.9	37,012.7	-	37,012.7
Temporary Assistance for Needy Families (TANF) Fund (Appropriated)	13,543.0	11,543.0	-	11,543.0
Appropriated Funds Total:	50,997.9	48,555.7	-	48,555.7
Non-Appropriated Funds				
Federal Grants Fund (Non-Appropriated)	215,358.8	222,643.8	-	222,643.8
Non-Appropriated Funds Total:	215,358.8	222,643.8	-	222,643.8
Benefits and Medical Eligibility Total:	266,356.7	271,199.5	-	271,199.5

**Program Budget Unit Summary of Expenditure and Budget Request
for Selected Funds**

Agency: Department of Economic Security

	FY 2023 Actuals	FY 2024 Expenditure Plan	FY 2025 Funding Issue	FY 2025 Total Request
Program: DEA-3-0 Benefits and Medical Eligibility				
Fund: AA1000 General Fund				

Appropriated

Personal Services	15,941.9	15,939.6	-	15,939.6
Employee Related Expenditures	8,985.5	8,996.1	-	8,996.1
Subtotal Personal Services and ERE	24,927.5	24,935.7	-	24,935.7
Professional & Outside Services	5,524.6	4,426.2	-	4,426.2
Travel In-State	25.6	28.0	-	28.0
Travel Out-Of-State	0.1	0.1	-	0.1
Food	-	-	-	-
Aid To Organizations & Individuals	4,690.3	5,690.3	-	5,690.3
Other Operating Expenditures	6,910.5	7,465.8	-	7,465.8
Capital Outlay	-	-	-	-
Capital Equipment	0.1	-	-	-
Non-Capital Equipment	56.7	146.9	-	146.9
Cost Allocation & Indirect Costs	-	-	-	-
Transfers-Out	-	-	-	-
Expenditure Categories Total:	42,135.2	42,693.0	-	42,693.0
General Fund Total:	42,135.2	42,693.0	-	42,693.0

**Program Budget Unit Summary of Expenditure and Budget Request
for Selected Funds**

Agency: Department of Economic Security

			<u>FY 2023 Actuals</u>	<u>FY 2024 Expenditure Plan</u>	<u>FY 2025 Funding Issue</u>	<u>FY 2025 Total Request</u>
Program:	DEA-3-0	Benefits and Medical Eligibility				
Fund:	DE2000	Federal Grants Fund				

Non-Appropriated

Personal Services	116,679.9	117,202.0	-	117,202.0
Employee Related Expenditures	49,088.2	49,340.9	-	49,340.9
Subtotal Personal Services and ERE	165,768.1	166,542.9	-	166,542.9
Professional & Outside Services	50,127.1	48,908.2	-	48,908.2
Travel In-State	87.0	94.4	-	94.4
Travel Out-Of-State	5.0	5.2	-	5.2
Food	-	-	-	-
Aid To Organizations & Individuals	2,154,554.9	2,017,656.1	-	2,017,656.1
Other Operating Expenditures	25,502.9	29,362.5	-	29,362.5
Capital Outlay	-	-	-	-
Capital Equipment	171.8	5.4	-	5.4
Non-Capital Equipment	656.8	1,576.0	-	1,576.0
Cost Allocation & Indirect Costs	-	-	-	-
Transfers-Out	-	-	-	-
Expenditure Categories Total:	2,396,873.6	2,264,150.7	-	2,264,150.7
Federal Grants Fund Total:	2,396,873.6	2,264,150.7	-	2,264,150.7

**Program Budget Unit Summary of Expenditure and Budget Request
for Selected Funds**

Agency: Department of Economic Security

			FY 2024	FY 2025 Funding	FY 2025
	FY 2023 Actuals	Expenditure Plan		Issue	Total Request
Program:	DEA-3-0	Benefits and Medical Eligibility			
Fund:	DE2007	Temporary Assistance for Needy Families (TANF) Fund			

Appropriated

Personal Services	7,673.2	7,672.2	-	7,672.2
Employee Related Expenditures	2,234.5	2,237.1	-	2,237.1
Subtotal Personal Services and ERE	9,907.7	9,909.3	-	9,909.3
Professional & Outside Services	1,224.1	1,017.5	-	1,017.5
Travel In-State	7.9	8.6	-	8.6
Travel Out-Of-State	0.0	-	-	-
Food	-	-	-	-
Aid To Organizations & Individuals	22,736.4	22,736.4	4,500.0	27,236.4
Other Operating Expenditures	2,384.1	558.2	-	558.2
Capital Outlay	-	-	-	-
Capital Equipment	0.1	-	-	-
Non-Capital Equipment	19.1	49.4	-	49.4
Cost Allocation & Indirect Costs	-	-	-	-
Transfers-Out	-	-	-	-
Expenditure Categories Total:	36,279.4	34,279.4	4,500.0	38,779.4
Temporary Assistance for Needy Families	36,279.4	34,279.4	4,500.0	38,779.4
Program Total for Select Funds:	2,475,288.2	2,341,123.1	4,500.0	2,345,623.1

**Program Budget Unit Summary of Expenditure and Budget Request
for Selected Funds**

Agency: Department of Economic Security

	<u>FY 2023 Actuals</u>	<u>FY 2024 Expenditure Plan</u>	<u>FY 2025 Funding Issue</u>	<u>FY 2025 Total Request</u>
Program: DEA-3-0	Benefits and Medical Eligibility			
Sub Program: DEA-3-1	Benefits and Medical Eligibility			
Fund: AA1000	General Fund			

Appropriated

Personal Services	15,941.9	15,939.6	-	15,939.6
Employee Related Expenditures	8,985.5	8,996.1	-	8,996.1
Subtotal Personal Services and ERE	24,927.5	24,935.7	-	24,935.7
Professional & Outside Services	5,524.6	4,426.2	-	4,426.2
Travel In-State	25.6	28.0	-	28.0
Travel Out-Of-State	0.1	0.1	-	0.1
Food	-	-	-	-
Aid To Organizations & Individuals	10.0	10.0	-	10.0
Other Operating Expenditures	6,910.5	7,465.8	-	7,465.8
Capital Outlay	-	-	-	-
Capital Equipment	0.1	-	-	-
Non-Capital Equipment	56.7	146.9	-	146.9
Cost Allocation & Indirect Costs	-	-	-	-
Transfers-Out	-	-	-	-
Expenditure Categories Total:	37,454.9	37,012.7	-	37,012.7
General Fund Total:	37,454.9	37,012.7	-	37,012.7

**Program Budget Unit Summary of Expenditure and Budget Request
for Selected Funds**

Agency: Department of Economic Security

	<u>FY 2023 Actuals</u>	<u>FY 2024 Expenditure Plan</u>	<u>FY 2025 Funding Issue</u>	<u>FY 2025 Total Request</u>
Program: DEA-3-0	Benefits and Medical Eligibility			
Sub Program: DEA-3-1	Benefits and Medical Eligibility			
Fund: DE2000	Federal Grants Fund			

Non-Appropriated

Personal Services	92,348.6	92,335.4	-	92,335.4
Employee Related Expenditures	39,707.8	39,754.4	-	39,754.4
Subtotal Personal Services and ERE	132,056.4	132,089.8	-	132,089.8
Professional & Outside Services	49,699.4	48,471.1	-	48,471.1
Travel In-State	78.1	85.2	-	85.2
Travel Out-Of-State	0.3	0.4	-	0.4
Food	-	-	-	-
Aid To Organizations & Individuals	10,829.6	14,769.8	-	14,769.8
Other Operating Expenditures	21,952.2	25,733.7	-	25,733.7
Capital Outlay	-	-	-	-
Capital Equipment	166.5	-	-	-
Non-Capital Equipment	576.3	1,493.8	-	1,493.8
Cost Allocation & Indirect Costs	-	-	-	-
Transfers-Out	-	-	-	-
Expenditure Categories Total:	215,358.8	222,643.8	-	222,643.8
Federal Grants Fund Total:	215,358.8	222,643.8	-	222,643.8

**Program Budget Unit Summary of Expenditure and Budget Request
for Selected Funds**

Agency: Department of Economic Security

	<u>FY 2023 Actuals</u>	<u>FY 2024 Expenditure Plan</u>	<u>FY 2025 Funding Issue</u>	<u>FY 2025 Total Request</u>
Program: DEA-3-0	Benefits and Medical Eligibility			
Sub Program: DEA-3-1	Benefits and Medical Eligibility			
Fund: DE2007	Temporary Assistance for Needy Families (TANF) Fund			

Appropriated

Personal Services	7,673.2	7,672.2	-	7,672.2
Employee Related Expenditures	2,234.5	2,237.1	-	2,237.1
Subtotal Personal Services and ERE	9,907.7	9,909.3	-	9,909.3
Professional & Outside Services	1,224.1	1,017.5	-	1,017.5
Travel In-State	7.9	8.6	-	8.6
Travel Out-Of-State	0.0	-	-	-
Food	-	-	-	-
Aid To Organizations & Individuals	-	-	-	-
Other Operating Expenditures	2,384.1	558.2	-	558.2
Capital Outlay	-	-	-	-
Capital Equipment	0.1	-	-	-
Non-Capital Equipment	19.1	49.4	-	49.4
Cost Allocation & Indirect Costs	-	-	-	-
Transfers-Out	-	-	-	-
Expenditure Categories Total:	13,543.0	11,543.0	-	11,543.0
Temporary Assistance for Needy Families (TANF) Fund Total:	13,543.0	11,543.0	-	11,543.0
Sub Program Total for Select Funds:	266,356.7	271,199.5	-	271,199.5

Program Expenditure Schedule

Agency: Department of Economic Security

		FY 2023 Actuals	FY 2024 Expenditure Plan	FY 2025 Funding Issue	FY 2025 Total Request
Program: DEA-3-0 Benefits and Medical Eligibility					
FTE					
FTE		2,780.8	2,870.0	-	2,870.0
Expenditure Category Total:		-	-	-	-
Fund Source					
Appropriated Funds					
AA1000	General Fund (Appropriated)	351.7	351.7	-	351.7
DE2007	Temporary Assistance for Needy Families (TANF) Fund (Appropriated)	204.2	204.2	-	204.2
Appropriated Funds Total:		555.9	555.9	-	555.9
Non-Appropriated Funds					
DE2000	Federal Grants Fund (Non-Appropriated)	2,224.9	2,314.1	-	2,314.1
Non-Appropriated Funds Total:		2,224.9	2,314.1	-	2,314.1
Fund Source Total:		2,780.8	2,870.0	-	2,870.0
Personal Services					
Personal Services		140,295.0	140,813.8	-	140,813.8
Expenditure Category Total:		140,295.0	140,813.8	-	140,813.8
Fund Source					
Appropriated Funds					
AA1000	General Fund (Appropriated)	15,941.9	15,939.6	-	15,939.6
DE2007	Temporary Assistance for Needy Families (TANF) Fund (Appropriated)	7,673.2	7,672.2	-	7,672.2
Appropriated Funds Total:		23,615.1	23,611.8	-	23,611.8
Non-Appropriated Funds					
DE2000	Federal Grants Fund (Non-Appropriated)	116,679.9	117,202.0	-	117,202.0
Non-Appropriated Funds Total:		116,679.9	117,202.0	-	117,202.0
Fund Source Total:		140,295.0	140,813.8	-	140,813.8
Employee Related Expenditures					
Employee Related Expenses		-	(0.2)	-	(0.2)
FICA Taxes		9,536.3	9,578.8	-	9,578.8
Medical Insurance		24,786.7	24,887.0	-	24,887.0
Basic Life		19.4	19.4	-	19.4
Long-Term Disability (Non- ASRS)		0.0	-	-	-

Program Expenditure Schedule

Agency: Department of Economic Security

	FY 2023 Actuals	FY 2024 Expenditure Plan	FY 2025 Funding Issue	FY 2025 Total Request
Program: DEA-3-0 Benefits and Medical Eligibility				
Long-Term Disability (ASRS)	161.8	162.6	-	162.6
Unemployment Compensation & Other State' Taxes	251.6	251.9	-	251.9
Dental Insurance	227.2	228.0	-	228.0
Workers' Compensation	830.3	834.1	-	834.1
Arizona State Retirement System	13,903.0	13,967.6	-	13,967.6
Alternate Retirement Contributions – Contracted Retirees	10.4	10.4	-	10.4
Alternate Retirement Contributions – Reemployed Retirees	85.0	85.3	-	85.3
Personnel Board Pro-Rata Charges	1,119.6	1,124.6	-	1,124.6
Information Technology Pro Rata Charge	743.3	746.5	-	746.5
Accumulated Sick Leave Fund Charge	519.1	521.4	-	521.4
ERE Excluded from Cost Allocation	3,870.3	3,875.6	-	3,875.6
Other Employee Related Expenditures	4,244.1	4,281.1	-	4,281.1
Expenditure Category Total:	60,308.3	60,574.1	-	60,574.1

Fund Source

Appropriated Funds

AA1000	General Fund (Appropriated)	8,985.5	8,996.1	-	8,996.1
DE2007	Temporary Assistance for Needy Families (TANF) Fund (Appropriated)	2,234.5	2,237.1	-	2,237.1
Appropriated Funds Total:		11,220.1	11,233.2	-	11,233.2

Non-Appropriated Funds

DE2000	Federal Grants Fund (Non-Appropriated)	49,088.2	49,340.9	-	49,340.9
Non-Appropriated Funds Total:		49,088.2	49,340.9	-	49,340.9
Fund Source Total:		60,308.3	60,574.1	-	60,574.1

Professional & Outside Services

Professional and Outside Services	-	76.4	-	76.4
Other External Financial Services	137.4	131.0	-	131.0
External Legal Services	9.1	8.7	-	8.7
Temporary Agency Services	9,094.1	8,675.0	-	8,675.0
Education & Training	7.6	7.3	-	7.3
Professional & Outside Services Excluded from Cost Allocation	2,231.4	2,128.3	-	2,128.3
Other Professional & Outside Services	45,396.2	43,325.2	-	43,325.2

Program Expenditure Schedule

Agency: Department of Economic Security

		FY 2023 Actuals	FY 2024 Expenditure Plan	FY 2025 Funding Issue	FY 2025 Total Request
Program: DEA-3-0 Benefits and Medical Eligibility					
Expenditure Category Total:		56,875.7	54,351.9	-	54,351.9
Fund Source					
Appropriated Funds					
AA1000	General Fund (Appropriated)	5,524.6	4,426.2	-	4,426.2
DE2007	Temporary Assistance for Needy Families (TANF) Fund (Appropriated)	1,224.1	1,017.5	-	1,017.5
Appropriated Funds Total:		6,748.6	5,443.7	-	5,443.7
Non-Appropriated Funds					
DE2000	Federal Grants Fund (Non-Appropriated)	50,127.1	48,908.2	-	48,908.2
Non-Appropriated Funds Total:		50,127.1	48,908.2	-	48,908.2
Fund Source Total:		56,875.7	54,351.9	-	54,351.9
Travel In-State					
	Mileage - Private Vehicle	14.8	16.1	-	16.1
	Lodging	67.8	73.8	-	73.8
	Meals with Overnight Stay	16.4	17.8	-	17.8
	Meals without Overnight Stay	0.8	0.8	-	0.8
	Travel In-State Excluded from Cost Allocation	0.4	0.4	-	0.4
	Other Miscellaneous In- State Travel	20.3	22.1	-	22.1
Expenditure Category Total:		120.5	131.0	-	131.0
Fund Source					
Appropriated Funds					
AA1000	General Fund (Appropriated)	25.6	28.0	-	28.0
DE2007	Temporary Assistance for Needy Families (TANF) Fund (Appropriated)	7.9	8.6	-	8.6
Appropriated Funds Total:		33.5	36.6	-	36.6
Non-Appropriated Funds					
DE2000	Federal Grants Fund (Non-Appropriated)	87.0	94.4	-	94.4
Non-Appropriated Funds Total:		87.0	94.4	-	94.4
Fund Source Total:		120.5	131.0	-	131.0
Travel Out-Of-State					
	Airfare and Other Common Carrier Charges	0.6	0.6	-	0.6

Program Expenditure Schedule

Agency: Department of Economic Security

	FY 2023 Actuals	FY 2024 Expenditure Plan	FY 2025 Funding Issue	FY 2025 Total Request
Program: DEA-3-0 Benefits and Medical Eligibility				
Lodging Out-of-State	0.8	0.8	-	0.8
Meals with Overnight Stay	0.4	0.5	-	0.5
Other Miscellaneous Out-of- State Travel	3.3	3.4	-	3.4
Expenditure Category Total:	5.1	5.3	-	5.3

Fund Source

Appropriated Funds				
AA1000 General Fund (Appropriated)	0.1	0.1	-	0.1
DE2007 Temporary Assistance for Needy Families (TANF) Fund (Appropriated)	0.0	-	-	-
Appropriated Funds Total:	0.1	0.1	-	0.1
Non-Appropriated Funds				
DE2000 Federal Grants Fund (Non-Appropriated)	5.0	5.2	-	5.2
Non-Appropriated Funds Total:	5.0	5.2	-	5.2
Fund Source Total:	5.1	5.3	-	5.3

Aid To Organizations & Individuals

Aid to Organizations and Individuals	-	-	4,500.0	4,500.0
Aid to Other Governments	15,508.7	19,450.1	-	19,450.1
Aid to Other Organizations	-	1,000.0	-	1,000.0
Payments to Providers of Other Medical and Health Services	11,455.2	11,706.0	-	11,706.0
Direct Public Assistance	2,155,017.7	2,013,926.7	-	2,013,926.7
Expenditure Category Total:	2,181,981.6	2,046,082.8	4,500.0	2,050,582.8

Fund Source

Appropriated Funds				
AA1000 General Fund (Appropriated)	4,690.3	5,690.3	-	5,690.3
DE2007 Temporary Assistance for Needy Families (TANF) Fund (Appropriated)	22,736.4	22,736.4	4,500.0	27,236.4
Appropriated Funds Total:	27,426.7	28,426.7	4,500.0	32,926.7
Non-Appropriated Funds				
DE2000 Federal Grants Fund (Non-Appropriated)	2,154,554.9	2,017,656.1	-	2,017,656.1
Non-Appropriated Funds Total:	2,154,554.9	2,017,656.1	-	2,017,656.1
Fund Source Total:	2,181,981.6	2,046,082.8	4,500.0	2,050,582.8

Other Operating Expenditures

Program Expenditure Schedule

Agency: Department of Economic Security

	FY 2023 Actuals	FY 2024 Expenditure Plan	FY 2025 Funding Issue	FY 2025 Total Request
Program: DEA-3-0 Benefits and Medical Eligibility				
Other Operating Expenditures Excluded from Cost Allocation	199.6	215.6	-	215.6
External Programming and System Development Costs	0.7	0.7	-	0.7
Other External Computer Processing, Hosting, Maintenance and Support Costs	30.7	33.0	-	33.0
External Telecommunications Charges	5,837.0	6,301.2	-	6,301.2
Sanitation Waste Disposal	0.5	0.6	-	0.6
Water	10.9	11.7	-	11.7
Miscellaneous Rent	263.9	283.3	-	283.3
Repair & Maintenance - Buildings	99.0	107.0	-	107.0
Repair & Maintenance - Vehicles	134.4	145.0	-	145.0
Repair & Maintenance - Other Equipment	0.0	-	-	-
Repair & Maintenance - Other	361.1	389.1	-	389.1
Software Support, Maintenance Short-term Licensing	583.0	628.6	-	628.6
Office Supplies	389.9	420.5	-	420.5
Computer Supplies	77.9	83.4	-	83.4
Housekeeping Supplies	0.0	-	-	-
Automotive and Transportation Fuels	22.3	24.1	-	24.1
Other Operating Supplies	0.1	-	-	-
Employee Tuition Reimbursement	50.5	54.1	-	54.1
Conference Registration / Attendance Fees	19.6	21.3	-	21.3
Other Education & Training Costs	3.2	3.3	-	3.3
Advertising	5.5	5.9	-	5.9
External Printing	1,403.0	1,514.3	-	1,514.3
Postage & Delivery	6,690.1	7,227.6	-	7,227.6
Document Shredding and Destruction Services	35.8	38.7	-	38.7
Translation and sign language services	811.6	876.5	-	876.5
Awards	28.4	30.7	-	30.7
Dues	10.2	11.0	-	11.0
Books, Subscriptions & Publications	2.8	2.9	-	2.9
Security Services	0.3	0.3	-	0.3
Fingerprinting, Background Checks, Etc.	0.4	0.3	-	0.3
Other Miscellaneous Operating	17,725.1	18,955.8	-	18,955.8
Expenditure Category Total:	34,797.5	37,386.5	-	37,386.5

Program Expenditure Schedule

Agency: Department of Economic Security

	FY 2023 Actuals	FY 2024 Expenditure Plan	FY 2025 Funding Issue	FY 2025 Total Request
Program: DEA-3-0 Benefits and Medical Eligibility				
Fund Source				
Appropriated Funds				
AA1000 General Fund (Appropriated)	6,910.5	7,465.8	-	7,465.8
DE2007 Temporary Assistance for Needy Families (TANF) Fund (Appropriated)	2,384.1	558.2	-	558.2
Appropriated Funds Total:	9,294.6	8,024.0	-	8,024.0
Non-Appropriated Funds				
DE2000 Federal Grants Fund (Non-Appropriated)	25,502.9	29,362.5	-	29,362.5
Non-Appropriated Funds Total:	25,502.9	29,362.5	-	29,362.5
Fund Source Total:	34,797.5	37,386.5	-	37,386.5

Capital Equipment				
Telecommunications Equipment Capital Purchase	0.2	-	-	-
Other Equipment - Capital Purchase	140.6	-	-	-
Other Capital Asset Purchases	31.2	5.4	-	5.4
Expenditure Category Total:	172.0	5.4	-	5.4

Fund Source				
Appropriated Funds				
AA1000 General Fund (Appropriated)	0.1	-	-	-
DE2007 Temporary Assistance for Needy Families (TANF) Fund (Appropriated)	0.1	-	-	-
Appropriated Funds Total:	0.1	-	-	-
Non-Appropriated Funds				
DE2000 Federal Grants Fund (Non-Appropriated)	171.8	5.4	-	5.4
Non-Appropriated Funds Total:	171.8	5.4	-	5.4
Fund Source Total:	172.0	5.4	-	5.4

Non-Capital Equipment				
Furniture - Non-Capital Purchase	539.7	1,347.5	-	1,347.5
Computer Equipment – Non- Capitalized Purchases	4.7	10.5	-	10.5
Telecommunications Equipment - Non-Capital Purchase	80.3	207.9	-	207.9
Other Equipment - Non- Capital Purchase	12.6	29.3	-	29.3
Other Equipment - Non- Capital Leases	0.6	0.6	-	0.6

Program Expenditure Schedule

Agency: Department of Economic Security

	FY 2023 Actuals	FY 2024 Expenditure Plan	FY 2025 Funding Issue	FY 2025 Total Request
Program: DEA-3-0 Benefits and Medical Eligibility				
Purchased or licensed software / website	44.5	46.3	-	46.3
Non-Capital Equipment Excluded from Cost Allocation	50.2	130.2	-	130.2
Expenditure Category Total:	732.6	1,772.3	-	1,772.3
Fund Source				
Appropriated Funds				
AA1000 General Fund (Appropriated)	56.7	146.9	-	146.9
DE2007 Temporary Assistance for Needy Families (TANF) Fund (Appropriated)	19.1	49.4	-	49.4
Appropriated Funds Total:	75.8	196.3	-	196.3
Non-Appropriated Funds				
DE2000 Federal Grants Fund (Non-Appropriated)	656.8	1,576.0	-	1,576.0
Non-Appropriated Funds Total:	656.8	1,576.0	-	1,576.0
Fund Source Total:	732.6	1,772.3	-	1,772.3

Sub Program: DEA-3-1 Benefits and Medical Eligibility

FTE				
FTE	2,487.8	2,572.0	-	2,572.0
Expenditure Category Total:	-	-	-	-

Fund Source				
Appropriated Funds				
AA1000 General Fund (Appropriated)	351.7	351.7	-	351.7
DE2007 Temporary Assistance for Needy Families (TANF) Fund (Appropriated)	204.2	204.2	-	204.2
Appropriated Funds Total:	555.9	555.9	-	555.9
Non-Appropriated Funds				
DE2000 Federal Grants Fund (Non-Appropriated)	1,931.9	2,016.1	-	2,016.1
Non-Appropriated Funds Total:	1,931.9	2,016.1	-	2,016.1
Fund Source Total:	2,487.8	2,572.0	-	2,572.0

Personal Services				
Personal Services	115,963.7	115,947.2	-	115,947.2
Expenditure Category Total:	115,963.7	115,947.2	-	115,947.2

Program Expenditure Schedule

Agency: Department of Economic Security

	FY 2023 Actuals	FY 2024 Expenditure Plan	FY 2025 Funding Issue	FY 2025 Total Request
--	--------------------	--------------------------------	-----------------------------	-----------------------------

Program: DEA-3-0 Benefits and Medical Eligibility

Sub Program: DEA-3-1 Benefits and Medical Eligibility

Fund Source

Appropriated Funds

AA1000	General Fund (Appropriated)	15,941.9	15,939.6	-	15,939.6
DE2007	Temporary Assistance for Needy Families (TANF) Fund (Appropriated)	7,673.2	7,672.2	-	7,672.2
Appropriated Funds Total:		23,615.1	23,611.8	-	23,611.8

Non-Appropriated Funds

DE2000	Federal Grants Fund (Non-Appropriated)	92,348.6	92,335.4	-	92,335.4
Non-Appropriated Funds Total:		92,348.6	92,335.4	-	92,335.4
Fund Source Total:		115,963.7	115,947.2	-	115,947.2

Employee Related Expenditures

Employee Related Expenses	-	(0.2)	-	(0.2)
FICA Taxes	8,032.4	8,041.8	-	8,041.8
Medical Insurance	21,370.3	21,395.4	-	21,395.4
Basic Life	17.5	17.4	-	17.4
Long-Term Disability (Non- ASRS)	0.0	-	-	-
Long-Term Disability (ASRS)	134.9	135.1	-	135.1
Unemployment Compensation & Other State' Taxes	251.4	251.7	-	251.7
Dental Insurance	201.1	201.3	-	201.3
Workers' Compensation	699.4	700.3	-	700.3
Arizona State Retirement System	11,588.0	11,601.6	-	11,601.6
Alternate Retirement Contributions – Contracted Retirees	10.0	10.0	-	10.0
Alternate Retirement Contributions – Reemployed Retirees	80.4	80.6	-	80.6
Personnel Board Pro-Rata Charges	944.3	945.4	-	945.4
Information Technology Pro Rata Charge	626.7	627.4	-	627.4
Accumulated Sick Leave Fund Charge	438.0	438.5	-	438.5
ERE Excluded from Cost Allocation	3,829.2	3,833.7	-	3,833.7
Other Employee Related Expenditures	2,704.4	2,707.6	-	2,707.6
Expenditure Category Total:	50,927.9	50,987.6	-	50,987.6

Fund Source

Program Expenditure Schedule

Agency: Department of Economic Security

		FY 2023 Actuals	FY 2024 Expenditure Plan	FY 2025 Funding Issue	FY 2025 Total Request
Program: DEA-3-0 Benefits and Medical Eligibility					
Sub Program: DEA-3-1 Benefits and Medical Eligibility					
Appropriated Funds					
AA1000	General Fund (Appropriated)	8,985.5	8,996.1	-	8,996.1
DE2007	Temporary Assistance for Needy Families (TANF) Fund (Appropriated)	2,234.5	2,237.1	-	2,237.1
	Appropriated Funds Total:	11,220.1	11,233.2	-	11,233.2
Non-Appropriated Funds					
DE2000	Federal Grants Fund (Non-Appropriated)	39,707.8	39,754.4	-	39,754.4
	Non-Appropriated Funds Total:	39,707.8	39,754.4	-	39,754.4
	Fund Source Total:	50,927.9	50,987.6	-	50,987.6

Professional & Outside Services

Professional and Outside Services	-	76.4	-	76.4	
Other External Financial Services	137.4	131.0	-	131.0	
External Legal Services	9.1	8.7	-	8.7	
Temporary Agency Services	9,079.4	8,660.0	-	8,660.0	
Education & Training	7.6	7.3	-	7.3	
Professional & Outside Services Excluded from Cost Allocation	2,231.4	2,128.3	-	2,128.3	
Other Professional & Outside Services	44,983.1	42,903.1	-	42,903.1	
	Expenditure Category Total:	56,448.0	53,914.8	-	53,914.8

Fund Source

Appropriated Funds					
AA1000	General Fund (Appropriated)	5,524.6	4,426.2	-	4,426.2
DE2007	Temporary Assistance for Needy Families (TANF) Fund (Appropriated)	1,224.1	1,017.5	-	1,017.5
	Appropriated Funds Total:	6,748.6	5,443.7	-	5,443.7
Non-Appropriated Funds					
DE2000	Federal Grants Fund (Non-Appropriated)	49,699.4	48,471.1	-	48,471.1
	Non-Appropriated Funds Total:	49,699.4	48,471.1	-	48,471.1
	Fund Source Total:	56,448.0	53,914.8	-	53,914.8

Travel In-State

Mileage - Private Vehicle	12.9	14.2	-	14.2
Lodging	65.0	70.9	-	70.9

Program Expenditure Schedule

Agency: Department of Economic Security

	FY 2023 Actuals	FY 2024 Expenditure Plan	FY 2025 Funding Issue	FY 2025 Total Request
Program: DEA-3-0 Benefits and Medical Eligibility				
Sub Program: DEA-3-1 Benefits and Medical Eligibility				
Meals with Overnight Stay	15.4	16.8	-	16.8
Meals without Overnight Stay	0.6	0.6	-	0.6
Travel In-State Excluded from Cost Allocation	0.4	0.4	-	0.4
Other Miscellaneous In- State Travel	17.2	18.9	-	18.9
Expenditure Category Total:	111.5	121.8	-	121.8

Fund Source

Appropriated Funds					
AA1000	General Fund (Appropriated)	25.6	28.0	-	28.0
DE2007	Temporary Assistance for Needy Families (TANF) Fund (Appropriated)	7.9	8.6	-	8.6
Appropriated Funds Total:		33.5	36.6	-	36.6
Non-Appropriated Funds					
DE2000	Federal Grants Fund (Non-Appropriated)	78.1	85.2	-	85.2
Non-Appropriated Funds Total:		78.1	85.2	-	85.2
Fund Source Total:		111.5	121.8	-	121.8

Travel Out-Of-State

Lodging Out-of-State	0.1	0.1	-	0.1
Meals with Overnight Stay	0.2	0.3	-	0.3
Other Miscellaneous Out-of- State Travel	0.1	0.1	-	0.1
Expenditure Category Total:	0.5	0.5	-	0.5

Fund Source

Appropriated Funds					
AA1000	General Fund (Appropriated)	0.1	0.1	-	0.1
DE2007	Temporary Assistance for Needy Families (TANF) Fund (Appropriated)	0.0	-	-	-
Appropriated Funds Total:		0.1	0.1	-	0.1
Non-Appropriated Funds					
DE2000	Federal Grants Fund (Non-Appropriated)	0.3	0.4	-	0.4
Non-Appropriated Funds Total:		0.3	0.4	-	0.4
Fund Source Total:		0.5	0.5	-	0.5

Aid To Organizations & Individuals

Program Expenditure Schedule

Agency: Department of Economic Security

	FY 2023 Actuals	FY 2024 Expenditure Plan	FY 2025 Funding Issue	FY 2025 Total Request
Program: DEA-3-0 Benefits and Medical Eligibility				
Sub Program: DEA-3-1 Benefits and Medical Eligibility				
Aid to Other Governments	10,828.4	14,769.8	-	14,769.8
Payments to Providers of Other Medical and Health Services	1.2	-	-	-
Direct Public Assistance	10.0	10.0	-	10.0
Expenditure Category Total:	10,839.6	14,779.8	-	14,779.8
Fund Source				
Appropriated Funds				
AA1000 General Fund (Appropriated)	10.0	10.0	-	10.0
Appropriated Funds Total:	10.0	10.0	-	10.0
Non-Appropriated Funds				
DE2000 Federal Grants Fund (Non-Appropriated)	10,829.6	14,769.8	-	14,769.8
Non-Appropriated Funds Total:	10,829.6	14,769.8	-	14,769.8
Fund Source Total:	10,839.6	14,779.8	-	14,779.8
Other Operating Expenditures				
Other Operating Expenditures Excluded from Cost Allocation	199.6	215.6	-	215.6
Other External Computer Processing, Hosting, Maintenance and Support Costs	30.7	33.0	-	33.0
External Telecommunications Charges	5,755.0	6,217.4	-	6,217.4
Sanitation Waste Disposal	0.5	0.6	-	0.6
Water	10.9	11.7	-	11.7
Miscellaneous Rent	232.8	251.5	-	251.5
Repair & Maintenance - Buildings	98.0	106.0	-	106.0
Repair & Maintenance - Vehicles	131.3	141.9	-	141.9
Repair & Maintenance - Other Equipment	0.0	-	-	-
Repair & Maintenance - Other	343.5	371.1	-	371.1
Software Support, Maintenance Short-term Licensing	561.1	606.2	-	606.2
Office Supplies	376.3	406.5	-	406.5
Computer Supplies	65.3	70.6	-	70.6
Housekeeping Supplies	0.0	-	-	-
Automotive and Transportation Fuels	21.9	23.7	-	23.7
Other Operating Supplies	0.1	-	-	-

Program Expenditure Schedule

Agency: Department of Economic Security

	FY 2023 Actuals	FY 2024 Expenditure Plan	FY 2025 Funding Issue	FY 2025 Total Request
Program: DEA-3-0 Benefits and Medical Eligibility				
Sub Program: DEA-3-1 Benefits and Medical Eligibility				

Employee Tuition Reimbursement	41.1	44.4	-	44.4
Conference Registration / Attendance Fees	19.1	20.7	-	20.7
Other Education & Training Costs	1.3	1.4	-	1.4
Advertising	5.4	5.8	-	5.8
External Printing	1,378.6	1,489.4	-	1,489.4
Postage & Delivery	6,688.1	7,225.5	-	7,225.5
Document Shredding and Destruction Services	34.6	37.4	-	37.4
Translation and sign language services	805.4	870.2	-	870.2
Awards	28.4	30.7	-	30.7
Dues	10.1	10.9	-	10.9
Fingerprinting, Background Checks, Etc.	0.3	0.3	-	0.3
Other Miscellaneous Operating	14,407.5	15,565.2	-	15,565.2
Expenditure Category Total:	31,246.8	33,757.7	-	33,757.7

Fund Source

Appropriated Funds

AA1000 General Fund (Appropriated)	6,910.5	7,465.8	-	7,465.8
DE2007 Temporary Assistance for Needy Families (TANF) Fund (Appropriated)	2,384.1	558.2	-	558.2
Appropriated Funds Total:	9,294.6	8,024.0	-	8,024.0

Non-Appropriated Funds

DE2000 Federal Grants Fund (Non-Appropriated)	21,952.2	25,733.7	-	25,733.7
Non-Appropriated Funds Total:	21,952.2	25,733.7	-	25,733.7
Fund Source Total:	31,246.8	33,757.7	-	33,757.7

Capital Equipment

Telecommunications Equipment Capital Purchase	0.2	-	-	-
Other Equipment - Capital Purchase	140.6	-	-	-
Other Capital Asset Purchases	25.9	-	-	-
Expenditure Category Total:	166.6	-	-	-

Fund Source

Appropriated Funds

Program Expenditure Schedule

Agency: Department of Economic Security

		FY 2023 Actuals	FY 2024 Expenditure Plan	FY 2025 Funding Issue	FY 2025 Total Request
Program: DEA-3-0 Benefits and Medical Eligibility					
Sub Program: DEA-3-1 Benefits and Medical Eligibility					
AA1000	General Fund (Appropriated)	0.1	-	-	-
DE2007	Temporary Assistance for Needy Families (TANF) Fund (Appropriated)	0.1	-	-	-
	Appropriated Funds Total:	0.1	-	-	-
Non-Appropriated Funds					
DE2000	Federal Grants Fund (Non-Appropriated)	166.5	-	-	-
	Non-Appropriated Funds Total:	166.5	-	-	-
	Fund Source Total:	166.6	-	-	-

Non-Capital Equipment

Furniture - Non-Capital Purchase	507.0	1,314.2	-	1,314.2	
Computer Equipment – Non- Capitalized Purchases	3.6	9.5	-	9.5	
Telecommunications Equipment - Non-Capital Purchase	80.2	207.7	-	207.7	
Other Equipment - Non- Capital Purchase	10.5	27.1	-	27.1	
Purchased or licensed software / website	0.5	1.4	-	1.4	
Non-Capital Equipment Excluded from Cost Allocation	50.2	130.2	-	130.2	
	Expenditure Category Total:	652.1	1,690.1	-	1,690.1

Fund Source

Appropriated Funds					
AA1000	General Fund (Appropriated)	56.7	146.9	-	146.9
DE2007	Temporary Assistance for Needy Families (TANF) Fund (Appropriated)	19.1	49.4	-	49.4
	Appropriated Funds Total:	75.8	196.3	-	196.3
Non-Appropriated Funds					
DE2000	Federal Grants Fund (Non-Appropriated)	576.3	1,493.8	-	1,493.8
	Non-Appropriated Funds Total:	576.3	1,493.8	-	1,493.8
	Fund Source Total:	652.1	1,690.1	-	1,690.1

Sub Program: DEA-3-2 Disability Determination Services Administration

Program Expenditure Schedule

Agency: Department of Economic Security

	FY 2023 Actuals	FY 2024 Expenditure Plan	FY 2025 Funding Issue	FY 2025 Total Request
Program: DEA-3-0 Benefits and Medical Eligibility				
Sub Program: DEA-3-2 Disability Determination Services Administration				
FTE				
FTE	293.0	298.0	-	298.0
Expenditure Category Total:	-	-	-	-
Fund Source				
Non-Appropriated Funds				
DE2000 Federal Grants Fund (Non-Appropriated)	293.0	298.0	-	298.0
Non-Appropriated Funds Total:	293.0	298.0	-	298.0
Fund Source Total:	293.0	298.0	-	298.0
Personal Services				
Personal Services	24,331.3	24,866.6	-	24,866.6
Expenditure Category Total:	24,331.3	24,866.6	-	24,866.6
Fund Source				
Non-Appropriated Funds				
DE2000 Federal Grants Fund (Non-Appropriated)	24,331.3	24,866.6	-	24,866.6
Non-Appropriated Funds Total:	24,331.3	24,866.6	-	24,866.6
Fund Source Total:	24,331.3	24,866.6	-	24,866.6
Employee Related Expenditures				
FICA Taxes	1,503.9	1,537.0	-	1,537.0
Medical Insurance	3,416.5	3,491.6	-	3,491.6
Basic Life	2.0	2.0	-	2.0
Long-Term Disability (ASRS)	26.9	27.5	-	27.5
Unemployment Compensation & Other State' Taxes	0.2	0.2	-	0.2
Dental Insurance	26.1	26.7	-	26.7
Workers' Compensation	130.9	133.8	-	133.8
Arizona State Retirement System	2,315.0	2,366.0	-	2,366.0
Alternate Retirement Contributions – Contracted Retirees	0.4	0.4	-	0.4
Alternate Retirement Contributions – Reemployed Retirees	4.6	4.7	-	4.7
Personnel Board Pro-Rata Charges	175.3	179.2	-	179.2

Program Expenditure Schedule

Agency: Department of Economic Security

	FY 2023 Actuals	FY 2024 Expenditure Plan	FY 2025 Funding Issue	FY 2025 Total Request
--	--------------------	--------------------------------	-----------------------------	-----------------------------

Program: DEA-3-0 Benefits and Medical Eligibility

Sub Program: DEA-3-2 Disability Determination Services Administration

Information Technology Pro Rata Charge	116.6	119.1	-	119.1
Accumulated Sick Leave Fund Charge	81.1	82.9	-	82.9
ERE Excluded from Cost Allocation	41.0	41.9	-	41.9
Other Employee Related Expenditures	1,539.7	1,573.5	-	1,573.5
Expenditure Category Total:	9,380.4	9,586.5	-	9,586.5

Fund Source

Non-Appropriated Funds

DE2000 Federal Grants Fund (Non-Appropriated)	9,380.4	9,586.5	-	9,586.5
Non-Appropriated Funds Total:	9,380.4	9,586.5	-	9,586.5
Fund Source Total:	9,380.4	9,586.5	-	9,586.5

Professional & Outside Services

Temporary Agency Services	14.6	15.0	-	15.0
Education & Training	0.0	-	-	-
Other Professional & Outside Services	413.1	422.1	-	422.1
Expenditure Category Total:	427.7	437.1	-	437.1

Fund Source

Non-Appropriated Funds

DE2000 Federal Grants Fund (Non-Appropriated)	427.7	437.1	-	437.1
Non-Appropriated Funds Total:	427.7	437.1	-	437.1
Fund Source Total:	427.7	437.1	-	437.1

Travel In-State

Mileage - Private Vehicle	1.8	1.9	-	1.9
Lodging	2.8	2.9	-	2.9
Meals with Overnight Stay	1.0	1.0	-	1.0
Meals without Overnight Stay	0.2	0.2	-	0.2
Other Miscellaneous In- State Travel	3.1	3.2	-	3.2
Expenditure Category Total:	9.0	9.2	-	9.2

Fund Source

Non-Appropriated Funds

DE2000 Federal Grants Fund (Non-Appropriated)	9.0	9.2	-	9.2
---	-----	-----	---	-----

Program Expenditure Schedule

Agency: Department of Economic Security

	FY 2023 Actuals	FY 2024 Expenditure Plan	FY 2025 Funding Issue	FY 2025 Total Request
Program: DEA-3-0 Benefits and Medical Eligibility				
Sub Program: DEA-3-2 Disability Determination Services Administration				
Non-Appropriated Funds Total:	9.0	9.2	-	9.2
Fund Source Total:	9.0	9.2	-	9.2

Travel Out-Of-State

Airfare and Other Common Carrier Charges	0.6	0.6	-	0.6
Lodging Out-of-State	0.6	0.7	-	0.7
Meals with Overnight Stay	0.1	0.2	-	0.2
Other Miscellaneous Out-of- State Travel	3.2	3.3	-	3.3
Expenditure Category Total:	4.6	4.8	-	4.8

Fund Source

Non-Appropriated Funds

DE2000 Federal Grants Fund (Non-Appropriated)	4.6	4.8	-	4.8
Non-Appropriated Funds Total:	4.6	4.8	-	4.8
Fund Source Total:	4.6	4.8	-	4.8

Aid To Organizations & Individuals

Payments to Providers of Other Medical and Health Services	11,454.0	11,706.0	-	11,706.0
Direct Public Assistance	82.5	84.3	-	84.3
Expenditure Category Total:	11,536.5	11,790.3	-	11,790.3

Fund Source

Non-Appropriated Funds

DE2000 Federal Grants Fund (Non-Appropriated)	11,536.5	11,790.3	-	11,790.3
Non-Appropriated Funds Total:	11,536.5	11,790.3	-	11,790.3
Fund Source Total:	11,536.5	11,790.3	-	11,790.3

Other Operating Expenditures

External Programming and System Development Costs	0.7	0.7	-	0.7
External Telecommunications Charges	82.0	83.8	-	83.8
Miscellaneous Rent	31.2	31.8	-	31.8
Repair & Maintenance - Buildings	1.0	1.0	-	1.0

Program Expenditure Schedule

Agency: Department of Economic Security

	FY 2023 Actuals	FY 2024 Expenditure Plan	FY 2025 Funding Issue	FY 2025 Total Request
Program: DEA-3-0 Benefits and Medical Eligibility				
Sub Program: DEA-3-2 Disability Determination Services Administration				

Repair & Maintenance - Vehicles	3.1	3.1	-	3.1
Repair & Maintenance - Other	17.6	18.0	-	18.0
Software Support, Maintenance Short-term Licensing	21.9	22.4	-	22.4
Office Supplies	13.7	14.0	-	14.0
Computer Supplies	12.6	12.8	-	12.8
Automotive and Transportation Fuels	0.4	0.4	-	0.4
Other Operating Supplies	0.0	-	-	-
Employee Tuition Reimbursement	9.5	9.7	-	9.7
Conference Registration / Attendance Fees	0.6	0.6	-	0.6
Other Education & Training Costs	1.9	1.9	-	1.9
Advertising	0.1	0.1	-	0.1
External Printing	24.4	24.9	-	24.9
Postage & Delivery	2.1	2.1	-	2.1
Document Shredding and Destruction Services	1.2	1.3	-	1.3
Translation and sign language services	6.1	6.3	-	6.3
Awards	0.0	-	-	-
Dues	0.1	0.1	-	0.1
Books, Subscriptions & Publications	2.8	2.9	-	2.9
Security Services	0.3	0.3	-	0.3
Fingerprinting, Background Checks, Etc.	0.0	-	-	-
Other Miscellaneous Operating	3,317.6	3,390.6	-	3,390.6
Expenditure Category Total:	3,550.7	3,628.8	-	3,628.8

Fund Source

Non-Appropriated Funds

DE2000	Federal Grants Fund (Non-Appropriated)	3,550.7	3,628.8	-	3,628.8
	Non-Appropriated Funds Total:	3,550.7	3,628.8	-	3,628.8
	Fund Source Total:	3,550.7	3,628.8	-	3,628.8

Capital Equipment

Other Capital Asset Purchases	5.3	5.4	-	5.4
Expenditure Category Total:	5.3	5.4	-	5.4

Program Expenditure Schedule

Agency: Department of Economic Security

	FY 2023 Actuals	FY 2024 Expenditure Plan	FY 2025 Funding Issue	FY 2025 Total Request
--	--------------------	--------------------------------	-----------------------------	-----------------------------

Program: DEA-3-0 Benefits and Medical Eligibility

Sub Program: DEA-3-2 Disability Determination Services Administration

Fund Source

Non-Appropriated Funds

DE2000	Federal Grants Fund (Non-Appropriated)	5.3	5.4	-	5.4
	Non-Appropriated Funds Total:	5.3	5.4	-	5.4
	Fund Source Total:	5.3	5.4	-	5.4

Non-Capital Equipment

Furniture - Non-Capital Purchase	32.6	33.3	-	33.3
Computer Equipment – Non- Capitalized Purchases	1.0	1.0	-	1.0
Telecommunications Equipment - Non-Capital Purchase	0.2	0.2	-	0.2
Other Equipment - Non- Capital Purchase	2.2	2.2	-	2.2
Other Equipment - Non- Capital Leases	0.6	0.6	-	0.6
Purchased or licensed software / website	44.0	44.9	-	44.9
Expenditure Category Total:	80.5	82.2	-	82.2

Fund Source

Non-Appropriated Funds

DE2000	Federal Grants Fund (Non-Appropriated)	80.5	82.2	-	82.2
	Non-Appropriated Funds Total:	80.5	82.2	-	82.2
	Fund Source Total:	80.5	82.2	-	82.2

Sub Program: DEA-3-3 SLI TANF Cash Benefits

Aid To Organizations & Individuals

Aid to Organizations and Individuals	-	-	4,500.0	4,500.0
Direct Public Assistance	22,736.4	22,736.4	-	22,736.4
Expenditure Category Total:	22,736.4	22,736.4	4,500.0	27,236.4

Fund Source

Appropriated Funds

Program Expenditure Schedule

Agency: Department of Economic Security

		FY 2023 Actuals	FY 2024 Expenditure Plan	FY 2025 Funding Issue	FY 2025 Total Request
Program: DEA-3-0 Benefits and Medical Eligibility					
Sub Program: DEA-3-3 SLI TANF Cash Benefits					
DE2007	Temporary Assistance for Needy Families (TANF) Fund (Appropriated)	22,736.4	22,736.4	4,500.0	27,236.4
	Appropriated Funds Total:	22,736.4	22,736.4	4,500.0	27,236.4
	Fund Source Total:	22,736.4	22,736.4	4,500.0	27,236.4

Sub Program: DEA-3-4 SLI Tribal Pass-Thru Funding

Aid To Organizations & Individuals					
	Aid to Other Governments	4,680.3	4,680.3	-	4,680.3
	Expenditure Category Total:	4,680.3	4,680.3	-	4,680.3
Fund Source					
Appropriated Funds					
AA1000	General Fund (Appropriated)	4,680.3	4,680.3	-	4,680.3
	Appropriated Funds Total:	4,680.3	4,680.3	-	4,680.3
	Fund Source Total:	4,680.3	4,680.3	-	4,680.3

Sub Program: DEA-3-5 Nutrition Assistance Benefits

Aid To Organizations & Individuals					
	Direct Public Assistance	2,132,188.7	1,991,096.0	-	1,991,096.0
	Expenditure Category Total:	2,132,188.7	1,991,096.0	-	1,991,096.0
Fund Source					
Non-Appropriated Funds					
DE2000	Federal Grants Fund (Non-Appropriated)	2,132,188.7	1,991,096.0	-	1,991,096.0
	Non-Appropriated Funds Total:	2,132,188.7	1,991,096.0	-	1,991,096.0
	Fund Source Total:	2,132,188.7	1,991,096.0	-	1,991,096.0

Sub Program: DEA-3-9 SLI Diaper and Incontinence Products Assistance

Program Expenditure Schedule

Agency: Department of Economic Security

	FY 2023 Actuals	FY 2024 Expenditure Plan	FY 2025 Funding Issue	FY 2025 Total Request
Program: DEA-3-0 Benefits and Medical Eligibility				
Sub Program: DEA-3-9 SLI Diaper and Incontinence Products Assistance				
Aid To Organizations & Individuals				
Aid to Other Organizations	-	1,000.0	-	1,000.0
Expenditure Category Total:	-	1,000.0	-	1,000.0
Fund Source				
Appropriated Funds				
AA1000 General Fund (Appropriated)	-	1,000.0	-	1,000.0
Appropriated Funds Total:	-	1,000.0	-	1,000.0
Fund Source Total:	-	1,000.0	-	1,000.0

**Program Budget Unit Summary of Expenditure and Budget Request
for All Funds**

Agency: Department of Economic Security

			FY 2024	FY 2025 Funding	FY 2025
		FY 2023 Actuals	Expenditure Plan	Issue	Total Request
Program:	DEA-3-0	Benefits and Medical Eligibility			
Sub Program:	DEA-3-2	Disability Determination Services Administration			

Expenditure Categories

FTE		293.0	298.0	-	298.0
Personal Services		24,331.3	24,866.6	-	24,866.6
Employee Related Expenditures		9,380.4	9,586.5	-	9,586.5
Subtotal Personal Services and ERE		33,711.7	34,453.1	-	34,453.1
Professional & Outside Services		427.7	437.1	-	437.1
Travel In-State		9.0	9.2	-	9.2
Travel Out-Of-State		4.6	4.8	-	4.8
Food		-	-	-	-
Aid To Organizations & Individuals		11,536.5	11,790.3	-	11,790.3
Other Operating Expenditures		3,550.7	3,628.8	-	3,628.8
Capital Outlay		-	-	-	-
Capital Equipment		5.3	5.4	-	5.4
Non-Capital Equipment		80.5	82.2	-	82.2
Cost Allocation & Indirect Costs		-	-	-	-
Transfers-Out		-	-	-	-
Expenditure Categories Total:		49,326.1	50,410.9	-	50,410.9

Fund Source

Non-Appropriated Funds					
Federal Grants Fund (Non-Appropriated)		49,326.1	50,410.9	-	50,410.9
Non-Appropriated Funds Total:		49,326.1	50,410.9	-	50,410.9
Benefits and Medical Eligibility Total:		49,326.1	50,410.9	-	50,410.9

**Program Budget Unit Summary of Expenditure and Budget Request
for Selected Funds**

Agency: Department of Economic Security

	<u>FY 2023 Actuals</u>	<u>FY 2024 Expenditure Plan</u>	<u>FY 2025 Funding Issue</u>	<u>FY 2025 Total Request</u>
Program: DEA-3-0	Benefits and Medical Eligibility			
Sub Program: DEA-3-2	Disability Determination Services Administration			
Fund: DE2000	Federal Grants Fund			

Non-Appropriated

Personal Services	24,331.3	24,866.6	-	24,866.6
Employee Related Expenditures	9,380.4	9,586.5	-	9,586.5
Subtotal Personal Services and ERE	33,711.7	34,453.1	-	34,453.1
Professional & Outside Services	427.7	437.1	-	437.1
Travel In-State	9.0	9.2	-	9.2
Travel Out-Of-State	4.6	4.8	-	4.8
Food	-	-	-	-
Aid To Organizations & Individuals	11,536.5	11,790.3	-	11,790.3
Other Operating Expenditures	3,550.7	3,628.8	-	3,628.8
Capital Outlay	-	-	-	-
Capital Equipment	5.3	5.4	-	5.4
Non-Capital Equipment	80.5	82.2	-	82.2
Cost Allocation & Indirect Costs	-	-	-	-
Transfers-Out	-	-	-	-
Expenditure Categories Total:	49,326.1	50,410.9	-	50,410.9
Federal Grants Fund Total:	49,326.1	50,410.9	-	50,410.9
Sub Program Total for Select Funds:	49,326.1	50,410.9	-	50,410.9

**Program Budget Unit Summary of Expenditure and Budget Request
for All Funds**

Agency: Department of Economic Security

			FY 2024	FY 2025 Funding	FY 2025
		FY 2023 Actuals	Expenditure Plan	Issue	Total Request
Program:	DEA-3-0	Benefits and Medical Eligibility			
Sub Program:	DEA-3-3	SLI TANF Cash Benefits			

Expenditure Categories

FTE	-	-	-	-
Personal Services	-	-	-	-
Employee Related Expenditures	-	-	-	-
Subtotal Personal Services and ERE	-	-	-	-
Professional & Outside Services	-	-	-	-
Travel In-State	-	-	-	-
Travel Out-Of-State	-	-	-	-
Food	-	-	-	-
Aid To Organizations & Individuals	22,736.4	22,736.4	4,500.0	27,236.4
Other Operating Expenditures	-	-	-	-
Capital Outlay	-	-	-	-
Capital Equipment	-	-	-	-
Non-Capital Equipment	-	-	-	-
Cost Allocation & Indirect Costs	-	-	-	-
Transfers-Out	-	-	-	-
Expenditure Categories Total:	22,736.4	22,736.4	4,500.0	27,236.4

Fund Source

Appropriated Funds				
Temporary Assistance for Needy Families (TANF) Fund (Appropriated)	22,736.4	22,736.4	4,500.0	27,236.4
Appropriated Funds Total:	22,736.4	22,736.4	4,500.0	27,236.4
Benefits and Medical Eligibility Total:	22,736.4	22,736.4	4,500.0	27,236.4

**Program Budget Unit Summary of Expenditure and Budget Request
for Selected Funds**

Agency: Department of Economic Security

	<u>FY 2023 Actuals</u>	<u>FY 2024 Expenditure Plan</u>	<u>FY 2025 Funding Issue</u>	<u>FY 2025 Total Request</u>
Program: DEA-3-0	Benefits and Medical Eligibility			
Sub Program: DEA-3-3	SLI TANF Cash Benefits			
Fund: DE2007	Temporary Assistance for Needy Families (TANF) Fund			

Appropriated

Personal Services	-	-	-	-
Employee Related Expenditures	-	-	-	-
Subtotal Personal Services and ERE	-	-	-	-
Professional & Outside Services	-	-	-	-
Travel In-State	-	-	-	-
Travel Out-Of-State	-	-	-	-
Food	-	-	-	-
Aid To Organizations & Individuals	22,736.4	22,736.4	4,500.0	27,236.4
Other Operating Expenditures	-	-	-	-
Capital Outlay	-	-	-	-
Capital Equipment	-	-	-	-
Non-Capital Equipment	-	-	-	-
Cost Allocation & Indirect Costs	-	-	-	-
Transfers-Out	-	-	-	-
Expenditure Categories Total:	22,736.4	22,736.4	4,500.0	27,236.4
Temporary Assistance for Needy Families (TANF) Fund Total:	22,736.4	22,736.4	4,500.0	27,236.4
Sub Program Total for Select Funds:	22,736.4	22,736.4	4,500.0	27,236.4

**Program Budget Unit Summary of Expenditure and Budget Request
for All Funds**

Agency: Department of Economic Security

			FY 2024	FY 2025 Funding	FY 2025
		FY 2023 Actuals	Expenditure Plan	Issue	Total Request
Program:	DEA-3-0	Benefits and Medical Eligibility			
Sub Program:	DEA-3-4	SLI Tribal Pass-Thru Funding			

Expenditure Categories

FTE	-	-	-	-
Personal Services	-	-	-	-
Employee Related Expenditures	-	-	-	-
Subtotal Personal Services and ERE	-	-	-	-
Professional & Outside Services	-	-	-	-
Travel In-State	-	-	-	-
Travel Out-Of-State	-	-	-	-
Food	-	-	-	-
Aid To Organizations & Individuals	4,680.3	4,680.3	-	4,680.3
Other Operating Expenditures	-	-	-	-
Capital Outlay	-	-	-	-
Capital Equipment	-	-	-	-
Non-Capital Equipment	-	-	-	-
Cost Allocation & Indirect Costs	-	-	-	-
Transfers-Out	-	-	-	-
Expenditure Categories Total:	4,680.3	4,680.3	-	4,680.3

Fund Source

Appropriated Funds				
General Fund (Appropriated)	4,680.3	4,680.3	-	4,680.3
Appropriated Funds Total:	4,680.3	4,680.3	-	4,680.3
Benefits and Medical Eligibility Total:	4,680.3	4,680.3	-	4,680.3

**Program Budget Unit Summary of Expenditure and Budget Request
for Selected Funds**

Agency: Department of Economic Security

	<u>FY 2023 Actuals</u>	<u>FY 2024 Expenditure Plan</u>	<u>FY 2025 Funding Issue</u>	<u>FY 2025 Total Request</u>
Program: DEA-3-0	Benefits and Medical Eligibility			
Sub Program: DEA-3-4	SLI Tribal Pass-Thru Funding			
Fund: AA1000	General Fund			

Appropriated

Personal Services	-	-	-	-
Employee Related Expenditures	-	-	-	-
Subtotal Personal Services and ERE	-	-	-	-
Professional & Outside Services	-	-	-	-
Travel In-State	-	-	-	-
Travel Out-Of-State	-	-	-	-
Food	-	-	-	-
Aid To Organizations & Individuals	4,680.3	4,680.3	-	4,680.3
Other Operating Expenditures	-	-	-	-
Capital Outlay	-	-	-	-
Capital Equipment	-	-	-	-
Non-Capital Equipment	-	-	-	-
Cost Allocation & Indirect Costs	-	-	-	-
Transfers-Out	-	-	-	-
Expenditure Categories Total:	4,680.3	4,680.3	-	4,680.3
General Fund Total:	4,680.3	4,680.3	-	4,680.3
Sub Program Total for Select Funds:	4,680.3	4,680.3	-	4,680.3

**Program Budget Unit Summary of Expenditure and Budget Request
for Selected Funds**

Agency: Department of Economic Security

	<u>FY 2023 Actuals</u>	<u>FY 2024 Expenditure Plan</u>	<u>FY 2025 Funding Issue</u>	<u>FY 2025 Total Request</u>
Program: DEA-3-0	Benefits and Medical Eligibility			
Sub Program: DEA-3-5	Nutrition Assistance Benefits			
Fund: DE2000	Federal Grants Fund			

Non-Appropriated

Personal Services	-	-	-	-
Employee Related Expenditures	-	-	-	-
Subtotal Personal Services and ERE	-	-	-	-
Professional & Outside Services	-	-	-	-
Travel In-State	-	-	-	-
Travel Out-Of-State	-	-	-	-
Food	-	-	-	-
Aid To Organizations & Individuals	2,132,188.7	1,991,096.0	-	1,991,096.0
Other Operating Expenditures	-	-	-	-
Capital Outlay	-	-	-	-
Capital Equipment	-	-	-	-
Non-Capital Equipment	-	-	-	-
Cost Allocation & Indirect Costs	-	-	-	-
Transfers-Out	-	-	-	-
Expenditure Categories Total:	2,132,188.7	1,991,096.0	-	1,991,096.0
Federal Grants Fund Total:	2,132,188.7	1,991,096.0	-	1,991,096.0
Sub Program Total for Select Funds:	2,132,188.7	1,991,096.0	-	1,991,096.0

**Program Budget Unit Summary of Expenditure and Budget Request
for All Funds**

Agency: Department of Economic Security

			FY 2024	FY 2025 Funding	FY 2025
		FY 2023 Actuals	Expenditure Plan	Issue	Total Request
Program:	DEA-3-0	Benefits and Medical Eligibility			
Sub Program:	DEA-3-9	SLI Diaper and Incontinence Products Assistance			

Expenditure Categories

FTE	-	-	-	-
Personal Services	-	-	-	-
Employee Related Expenditures	-	-	-	-
Subtotal Personal Services and ERE	-	-	-	-
Professional & Outside Services	-	-	-	-
Travel In-State	-	-	-	-
Travel Out-Of-State	-	-	-	-
Food	-	-	-	-
Aid To Organizations & Individuals	-	1,000.0	-	1,000.0
Other Operating Expenditures	-	-	-	-
Capital Outlay	-	-	-	-
Capital Equipment	-	-	-	-
Non-Capital Equipment	-	-	-	-
Cost Allocation & Indirect Costs	-	-	-	-
Transfers-Out	-	-	-	-
Expenditure Categories Total:	-	1,000.0	-	1,000.0

Fund Source

Appropriated Funds				
General Fund (Appropriated)	-	1,000.0	-	1,000.0
Appropriated Funds Total:	-	1,000.0	-	1,000.0
Benefits and Medical Eligibility Total:	-	1,000.0	-	1,000.0

**Program Budget Unit Summary of Expenditure and Budget Request
for Selected Funds**

Agency: Department of Economic Security

	<u>FY 2023 Actuals</u>	<u>FY 2024 Expenditure Plan</u>	<u>FY 2025 Funding Issue</u>	<u>FY 2025 Total Request</u>
Program: DEA-3-0	Benefits and Medical Eligibility			
Sub Program: DEA-3-9	SLI Diaper and Incontinence Products Assistance			
Fund: AA1000	General Fund			

Appropriated

Personal Services	-	-	-	-
Employee Related Expenditures	-	-	-	-
Subtotal Personal Services and ERE	-	-	-	-
Professional & Outside Services	-	-	-	-
Travel In-State	-	-	-	-
Travel Out-Of-State	-	-	-	-
Food	-	-	-	-
Aid To Organizations & Individuals	-	1,000.0	-	1,000.0
Other Operating Expenditures	-	-	-	-
Capital Outlay	-	-	-	-
Capital Equipment	-	-	-	-
Non-Capital Equipment	-	-	-	-
Cost Allocation & Indirect Costs	-	-	-	-
Transfers-Out	-	-	-	-
Expenditure Categories Total:	-	1,000.0	-	1,000.0
General Fund Total:	-	1,000.0	-	1,000.0
Sub Program Total for Select Funds:	-	1,000.0	-	1,000.0

Program Summary of Expenditure and Budget Request

Agency: Department of Economic Security

Program: Child Support Enforcement

Program Summary		FY 2023 Actuals	FY 2024 Expenditure Plan	FY 2025 Funding Issue	FY 2025 Total Request
DEA-4-1	Child Support Enforcement	78,841.0	65,221.5	-	65,221.5
DEA-4-2	SLI County Participation	8,539.7	8,539.7	-	8,539.7
Child Support Enforcement Summary Total:		87,380.7	73,761.2	-	73,761.2

Expenditure Categories		FY 2023 Actuals	FY 2024 Expenditure Plan	FY 2025 Funding Issue	FY 2025 Total Request
FTE	FTE	519.0	534.0	-	534.0
6000	Personal Services	27,536.9	25,644.6	-	25,644.6
6100	Employee Related Expenditures	12,982.1	13,817.6	-	13,817.6
Subtotal Personal Services and ERE		40,519.0	39,462.2	-	39,462.2
6200	Professional & Outside Services	28,492.6	16,789.8	-	16,789.8
6500	Travel In-State	12.1	23.1	-	23.1
6600	Travel Out-Of-State	-	-	-	-
6700	Food	-	-	-	-
6800	Aid To Organizations & Individuals	9,060.6	9,060.6	-	9,060.6
7000	Other Operating Expenditures	8,721.9	8,102.7	-	8,102.7
8100	Capital Outlay	-	-	-	-
8400	Capital Equipment	-	-	-	-
8500	Non-Capital Equipment	574.5	322.8	-	322.8
9000	Cost Allocation & Indirect Costs	-	-	-	-
9100	Transfers-Out	-	-	-	-
Expenditure Categories Total:		87,380.7	73,761.2	-	73,761.2

Fund Source		FY 2023 Actuals	FY 2024 Expenditure Plan	FY 2025 Funding Issue	FY 2025 Total Request
Appropriated Funds					
AA1000	General Fund (Appropriated)	12,960.0	12,782.7	-	12,782.7
	Child Support Enforcement Administration	20,964.0	15,109.6	-	15,109.6
DE2091	Fund (Appropriated)	-	-	-	-
Appropriated Funds Total:		33,924.0	27,892.3	-	27,892.3
Non-Appropriated Funds					
DE2000	Federal Grants Fund (Non-Appropriated)	214.7	214.7	-	214.7
	Child Support Enforcement Administration	53,242.0	45,654.2	-	45,654.2
DE2091	Fund (Non-Appropriated)	-	-	-	-
Non-Appropriated Funds Total:		53,456.7	45,868.9	-	45,868.9
Child Support Enforcement Summary Total:		87,380.7	73,761.2	-	73,761.2

Program Summary of Expenditure and Budget Request for Selected Funds

Agency:	Department of Economic Security
Program:	Child Support Enforcement
Fund:	AA1000 General Fund (Appropriated)

Program Expenditures	FY 2023 Actuals	FY 2024 Expenditure Plan	FY 2025 Funding Issue	FY 2025 Total Request
DEA-4-1 Child Support Enforcement	12,960.0	12,782.7	-	12,782.7
General Fund (Appropriated) Summary Total:	12,960.0	12,782.7	-	12,782.7
Appropriated Funding				
6000 Personal Services	8,721.0	8,742.1	-	8,742.1
6100 Employee Related Expenditures	3,188.1	3,154.8	-	3,154.8
Subtotal Personal Services and ERE	11,909.0	11,896.9	-	11,896.9
6200 Professional & Outside Services	757.0	578.6	-	578.6
6500 Travel In-State	0.1	0.1	-	0.1
6600 Travel Out-Of-State	-	-	-	-
6700 Food	-	-	-	-
6800 Aid To Organizations & Individuals	-	-	-	-
7000 Other Operating Expenditures	293.1	306.3	-	306.3
8100 Capital Outlay	-	-	-	-
8400 Capital Equipment	-	-	-	-
8500 Non-Capital Equipment	0.8	0.8	-	0.8
9000 Cost Allocation & Indirect Costs	-	-	-	-
9100 Transfers-Out	-	-	-	-
Expenditure Categories Total:	12,960.0	12,782.7	-	12,782.7
Fund AA1000 - A Total:	12,960.0	12,782.7	-	12,782.7

Program Summary of Expenditure and Budget Request for Selected Funds

Agency:	Department of Economic Security
Program:	Child Support Enforcement
Fund:	DE2000 Federal Grants Fund (Non-Appropriated)

Program Expenditures	FY 2023 Actuals	FY 2024 Expenditure Plan	FY 2025 Funding Issue	FY 2025 Total Request
DEA-4-1 Child Support Enforcement	214.7	214.7	-	214.7
Federal Grants Fund (Non-Appropriated)	214.7	214.7	-	214.7
Summary Total:				

Non-Appropriated Funding	FY 2023 Actuals	FY 2024 Expenditure Plan	FY 2025 Funding Issue	FY 2025 Total Request
6000 Personal Services	28.2	28.2	-	28.2
6100 Employee Related Expenditures	12.3	12.2	-	12.2
Subtotal Personal Services and ERE	40.5	40.4	-	40.4
6200 Professional & Outside Services	26.5	26.5	-	26.5
6500 Travel In-State	-	-	-	-
6600 Travel Out-Of-State	-	-	-	-
6700 Food	-	-	-	-
6800 Aid To Organizations & Individuals	145.9	145.9	-	145.9
7000 Other Operating Expenditures	1.9	1.9	-	1.9
8100 Capital Outlay	-	-	-	-
8400 Capital Equipment	-	-	-	-
8500 Non-Capital Equipment	-	-	-	-
9000 Cost Allocation & Indirect Costs	-	-	-	-
9100 Transfers-Out	-	-	-	-
Expenditure Categories Total:	214.7	214.7	-	214.7
Fund DE2000 - N Total:	214.7	214.7	-	214.7

Program Summary of Expenditure and Budget Request for Selected Funds

Agency:	Department of Economic Security
Program:	Child Support Enforcement
Fund:	DE2091 Child Support Enforcement Administration Fund (Appropriated)

Program Expenditures	FY 2023 Actuals	FY 2024 Expenditure Plan	FY 2025 Funding Issue	FY 2025 Total Request
DEA-4-1 Child Support Enforcement	19,909.7	14,055.3	-	14,055.3
DEA-4-2 SLI County Participation	1,054.3	1,054.3	-	1,054.3
Child Support Enforcement Administration Fund (Appropriated) Summary Total:	20,964.0	15,109.6	-	15,109.6
Appropriated Funding				
6000 Personal Services	1,502.2	1,175.7	-	1,175.7
6100 Employee Related Expenditures	3,217.0	4,770.0	-	4,770.0
Subtotal Personal Services and ERE	4,719.2	5,945.7	-	5,945.7
6200 Professional & Outside Services	10,690.9	3,630.2	-	3,630.2
6500 Travel In-State	4.7	3.8	-	3.8
6600 Travel Out-Of-State	-	-	-	-
6700 Food	-	-	-	-
6800 Aid To Organizations & Individuals	1,429.3	1,429.3	-	1,429.3
7000 Other Operating Expenditures	3,805.1	3,892.5	-	3,892.5
8100 Capital Outlay	-	-	-	-
8400 Capital Equipment	-	-	-	-
8500 Non-Capital Equipment	314.8	208.1	-	208.1
9000 Cost Allocation & Indirect Costs	-	-	-	-
9100 Transfers-Out	-	-	-	-
Expenditure Categories Total:	20,964.0	15,109.6	-	15,109.6
Fund DE2091 - A Total:	20,964.0	15,109.6	-	15,109.6

Program Summary of Expenditure and Budget Request for Selected Funds

Agency: Department of Economic Security

Program: Child Support Enforcement

Fund: DE2091 Child Support Enforcement Administration Fund (Non-Appropriated)

Program Expenditures		FY 2023 Actuals	FY 2024 Expenditure Plan	FY 2025 Funding Issue	FY 2025 Total Request
DEA-4-1	Child Support Enforcement	45,756.6	38,168.8	-	38,168.8
DEA-4-2	SLI County Participation	7,485.4	7,485.4	-	7,485.4
Child Support Enforcement Administration Fund (Non-Appropriated) Summary Total:		53,242.0	45,654.2	-	45,654.2
Non-Appropriated Funding					
6000	Personal Services	17,285.5	15,698.6	-	15,698.6
6100	Employee Related Expenditures	6,564.9	5,880.6	-	5,880.6
Subtotal Personal Services and ERE		23,850.3	21,579.2	-	21,579.2
6200	Professional & Outside Services	17,018.2	12,554.5	-	12,554.5
6500	Travel In-State	7.3	19.2	-	19.2
6600	Travel Out-Of-State	-	-	-	-
6700	Food	-	-	-	-
6800	Aid To Organizations & Individuals	7,485.4	7,485.4	-	7,485.4
7000	Other Operating Expenditures	4,621.9	3,902.0	-	3,902.0
8100	Capital Outlay	-	-	-	-
8400	Capital Equipment	-	-	-	-
8500	Non-Capital Equipment	259.0	113.9	-	113.9
9000	Cost Allocation & Indirect Costs	-	-	-	-
9100	Transfers-Out	-	-	-	-
Expenditure Categories Total:		53,242.0	45,654.2	-	45,654.2
Fund DE2091 - N Total:		53,242.0	45,654.2	-	45,654.2
Child Support Enforcement Total:		87,380.7	73,761.2	-	73,761.2

**Program Budget Unit Summary of Expenditure and Budget Request
for All Funds**

Agency: Department of Economic Security

	FY 2023 Actuals	FY 2024 Expenditure Plan	FY 2025 Funding Issue	FY 2025 Total Request
--	-----------------	-----------------------------	--------------------------	--------------------------

Program: DEA-4-0 Child Support Enforcement

Expenditure Categories

FTE	519.0	534.0	-	534.0
Personal Services	27,536.9	25,644.6	-	25,644.6
Employee Related Expenditures	12,982.1	13,817.6	-	13,817.6
Subtotal Personal Services and ERE	40,519.0	39,462.2	-	39,462.2
Professional & Outside Services	28,492.6	16,789.8	-	16,789.8
Travel In-State	12.1	23.1	-	23.1
Travel Out-Of-State	-	-	-	-
Food	-	-	-	-
Aid To Organizations & Individuals	9,060.6	9,060.6	-	9,060.6
Other Operating Expenditures	8,721.9	8,102.7	-	8,102.7
Capital Outlay	-	-	-	-
Capital Equipment	-	-	-	-
Non-Capital Equipment	574.5	322.8	-	322.8
Cost Allocation & Indirect Costs	-	-	-	-
Transfers-Out	-	-	-	-
Expenditure Categories Total:	87,380.7	73,761.2	-	73,761.2

Fund Source

Appropriated Funds				
General Fund (Appropriated)	12,960.0	12,782.7	-	12,782.7
Child Support Enforcement Administration Fund (Appropriated)	20,964.0	15,109.6	-	15,109.6
Appropriated Funds Total:	33,924.0	27,892.3	-	27,892.3
Non-Appropriated Funds				
Federal Grants Fund (Non-Appropriated)	214.7	214.7	-	214.7
Child Support Enforcement Administration Fund (Non-Appropriated)	53,242.0	45,654.2	-	45,654.2
Non-Appropriated Funds Total:	53,456.7	45,868.9	-	45,868.9
Child Support Enforcement Total:	87,380.7	73,761.2	-	73,761.2

**Program Budget Unit Summary of Expenditure and Budget Request
for All Funds**

Agency: Department of Economic Security

			FY 2024 Expenditure Plan	FY 2025 Funding Issue	FY 2025 Total Request
Program:	DEA-4-0	Child Support Enforcement			
Sub Program:	DEA-4-1	Child Support Enforcement			

Expenditure Categories

FTE	519.0	534.0	-	534.0
Personal Services	27,536.9	25,644.6	-	25,644.6
Employee Related Expenditures	12,982.1	13,817.6	-	13,817.6
Subtotal Personal Services and ERE	40,519.0	39,462.2	-	39,462.2
Professional & Outside Services	28,492.6	16,789.8	-	16,789.8
Travel In-State	12.1	23.1	-	23.1
Travel Out-Of-State	-	-	-	-
Food	-	-	-	-
Aid To Organizations & Individuals	520.9	520.9	-	520.9
Other Operating Expenditures	8,721.9	8,102.7	-	8,102.7
Capital Outlay	-	-	-	-
Capital Equipment	-	-	-	-
Non-Capital Equipment	574.5	322.8	-	322.8
Cost Allocation & Indirect Costs	-	-	-	-
Transfers-Out	-	-	-	-
Expenditure Categories Total:	78,841.0	65,221.5	-	65,221.5

Fund Source

Appropriated Funds				
General Fund (Appropriated)	12,960.0	12,782.7	-	12,782.7
Child Support Enforcement Administration Fund (Appropriated)	19,909.7	14,055.3	-	14,055.3
Appropriated Funds Total:	32,869.7	26,838.0	-	26,838.0
Non-Appropriated Funds				
Federal Grants Fund (Non-Appropriated)	214.7	214.7	-	214.7
Child Support Enforcement Administration Fund (Non-Appropriated)	45,756.6	38,168.8	-	38,168.8
Non-Appropriated Funds Total:	45,971.3	38,383.5	-	38,383.5
Child Support Enforcement Total:	78,841.0	65,221.5	-	65,221.5

**Program Budget Unit Summary of Expenditure and Budget Request
for Selected Funds**

Agency: Department of Economic Security

			<u>FY 2023 Actuals</u>	<u>FY 2024 Expenditure Plan</u>	<u>FY 2025 Funding Issue</u>	<u>FY 2025 Total Request</u>
Program:	DEA-4-0	Child Support Enforcement				
Fund:	AA1000	General Fund				

Appropriated

Personal Services	8,721.0	8,742.1	-	8,742.1
Employee Related Expenditures	3,188.1	3,154.8	-	3,154.8
Subtotal Personal Services and ERE	11,909.0	11,896.9	-	11,896.9
Professional & Outside Services	757.0	578.6	-	578.6
Travel In-State	0.1	0.1	-	0.1
Travel Out-Of-State	-	-	-	-
Food	-	-	-	-
Aid To Organizations & Individuals	-	-	-	-
Other Operating Expenditures	293.1	306.3	-	306.3
Capital Outlay	-	-	-	-
Capital Equipment	-	-	-	-
Non-Capital Equipment	0.8	0.8	-	0.8
Cost Allocation & Indirect Costs	-	-	-	-
Transfers-Out	-	-	-	-
Expenditure Categories Total:	12,960.0	12,782.7	-	12,782.7
General Fund Total:	12,960.0	12,782.7	-	12,782.7

**Program Budget Unit Summary of Expenditure and Budget Request
for Selected Funds**

Agency: Department of Economic Security

			FY 2023 Actuals	FY 2024 Expenditure Plan	FY 2025 Funding Issue	FY 2025 Total Request
Program:	DEA-4-0	Child Support Enforcement				
Fund:	DE2000	Federal Grants Fund				

Non-Appropriated

Personal Services	28.2	28.2	-	28.2
Employee Related Expenditures	12.3	12.2	-	12.2
Subtotal Personal Services and ERE	40.5	40.4	-	40.4
Professional & Outside Services	26.5	26.5	-	26.5
Travel In-State	-	-	-	-
Travel Out-Of-State	-	-	-	-
Food	-	-	-	-
Aid To Organizations & Individuals	145.9	145.9	-	145.9
Other Operating Expenditures	1.9	1.9	-	1.9
Capital Outlay	-	-	-	-
Capital Equipment	-	-	-	-
Non-Capital Equipment	-	-	-	-
Cost Allocation & Indirect Costs	-	-	-	-
Transfers-Out	-	-	-	-
Expenditure Categories Total:	214.7	214.7	-	214.7
Federal Grants Fund Total:	214.7	214.7	-	214.7

**Program Budget Unit Summary of Expenditure and Budget Request
for Selected Funds**

Agency: Department of Economic Security

			<u>FY 2023 Actuals</u>	<u>FY 2024 Expenditure Plan</u>	<u>FY 2025 Funding Issue</u>	<u>FY 2025 Total Request</u>
Program:	DEA-4-0	Child Support Enforcement				
Fund:	DE2091	Child Support Enforcement Administration Fund				

Appropriated

Personal Services	1,502.2	1,175.7	-	1,175.7
Employee Related Expenditures	3,217.0	4,770.0	-	4,770.0
Subtotal Personal Services and ERE	4,719.2	5,945.7	-	5,945.7
Professional & Outside Services	10,690.9	3,630.2	-	3,630.2
Travel In-State	4.7	3.8	-	3.8
Travel Out-Of-State	-	-	-	-
Food	-	-	-	-
Aid To Organizations & Individuals	1,429.3	1,429.3	-	1,429.3
Other Operating Expenditures	3,805.1	3,892.5	-	3,892.5
Capital Outlay	-	-	-	-
Capital Equipment	-	-	-	-
Non-Capital Equipment	314.8	208.1	-	208.1
Cost Allocation & Indirect Costs	-	-	-	-
Transfers-Out	-	-	-	-
Expenditure Categories Total:	20,964.0	15,109.6	-	15,109.6

**Program Budget Unit Summary of Expenditure and Budget Request
for Selected Funds**

Agency: Department of Economic Security

	<u>FY 2023 Actuals</u>	<u>FY 2024 Expenditure Plan</u>	<u>FY 2025 Funding Issue</u>	<u>FY 2025 Total Request</u>
Program: DEA-4-0 Child Support Enforcement				
Fund: DE2091 Child Support Enforcement Administration Fund				

Non-Appropriated

Personal Services	17,285.5	15,698.6	-	15,698.6
Employee Related Expenditures	6,564.9	5,880.6	-	5,880.6
Subtotal Personal Services and ERE	23,850.3	21,579.2	-	21,579.2
Professional & Outside Services	17,018.2	12,554.5	-	12,554.5
Travel In-State	7.3	19.2	-	19.2
Travel Out-Of-State	-	-	-	-
Food	-	-	-	-
Aid To Organizations & Individuals	7,485.4	7,485.4	-	7,485.4
Other Operating Expenditures	4,621.9	3,902.0	-	3,902.0
Capital Outlay	-	-	-	-
Capital Equipment	-	-	-	-
Non-Capital Equipment	259.0	113.9	-	113.9
Cost Allocation & Indirect Costs	-	-	-	-
Transfers-Out	-	-	-	-
Expenditure Categories Total:	53,242.0	45,654.2	-	45,654.2
Child Support Enforcement Administration Fund	74,206.0	60,763.8	-	60,763.8
Program Total for Select Funds:	87,380.7	73,761.2	-	73,761.2

**Program Budget Unit Summary of Expenditure and Budget Request
for Selected Funds**

Agency: Department of Economic Security

	<u>FY 2023 Actuals</u>	<u>FY 2024 Expenditure Plan</u>	<u>FY 2025 Funding Issue</u>	<u>FY 2025 Total Request</u>
Program: DEA-4-0	Child Support Enforcement			
Sub Program: DEA-4-1	Child Support Enforcement			
Fund: AA1000	General Fund			

Appropriated

Personal Services	8,721.0	8,742.1	-	8,742.1
Employee Related Expenditures	3,188.1	3,154.8	-	3,154.8
Subtotal Personal Services and ERE	11,909.0	11,896.9	-	11,896.9
Professional & Outside Services	757.0	578.6	-	578.6
Travel In-State	0.1	0.1	-	0.1
Travel Out-Of-State	-	-	-	-
Food	-	-	-	-
Aid To Organizations & Individuals	-	-	-	-
Other Operating Expenditures	293.1	306.3	-	306.3
Capital Outlay	-	-	-	-
Capital Equipment	-	-	-	-
Non-Capital Equipment	0.8	0.8	-	0.8
Cost Allocation & Indirect Costs	-	-	-	-
Transfers-Out	-	-	-	-
Expenditure Categories Total:	12,960.0	12,782.7	-	12,782.7
General Fund Total:	12,960.0	12,782.7	-	12,782.7

**Program Budget Unit Summary of Expenditure and Budget Request
for Selected Funds**

Agency: Department of Economic Security

	<u>FY 2023 Actuals</u>	<u>FY 2024 Expenditure Plan</u>	<u>FY 2025 Funding Issue</u>	<u>FY 2025 Total Request</u>
Program: DEA-4-0	Child Support Enforcement			
Sub Program: DEA-4-1	Child Support Enforcement			
Fund: DE2000	Federal Grants Fund			

Non-Appropriated

Personal Services	28.2	28.2	-	28.2
Employee Related Expenditures	12.3	12.2	-	12.2
Subtotal Personal Services and ERE	40.5	40.4	-	40.4
Professional & Outside Services	26.5	26.5	-	26.5
Travel In-State	-	-	-	-
Travel Out-Of-State	-	-	-	-
Food	-	-	-	-
Aid To Organizations & Individuals	145.9	145.9	-	145.9
Other Operating Expenditures	1.9	1.9	-	1.9
Capital Outlay	-	-	-	-
Capital Equipment	-	-	-	-
Non-Capital Equipment	-	-	-	-
Cost Allocation & Indirect Costs	-	-	-	-
Transfers-Out	-	-	-	-
Expenditure Categories Total:	214.7	214.7	-	214.7
Federal Grants Fund Total:	214.7	214.7	-	214.7

**Program Budget Unit Summary of Expenditure and Budget Request
for Selected Funds**

Agency: Department of Economic Security

	<u>FY 2023 Actuals</u>	<u>FY 2024 Expenditure Plan</u>	<u>FY 2025 Funding Issue</u>	<u>FY 2025 Total Request</u>
Program: DEA-4-0 Child Support Enforcement				
Sub Program: DEA-4-1 Child Support Enforcement				
Fund: DE2091 Child Support Enforcement Administration Fund				

Appropriated

Personal Services	1,502.2	1,175.7	-	1,175.7
Employee Related Expenditures	3,217.0	4,770.0	-	4,770.0
Subtotal Personal Services and ERE	4,719.2	5,945.7	-	5,945.7
Professional & Outside Services	10,690.9	3,630.2	-	3,630.2
Travel In-State	4.7	3.8	-	3.8
Travel Out-Of-State	-	-	-	-
Food	-	-	-	-
Aid To Organizations & Individuals	375.0	375.0	-	375.0
Other Operating Expenditures	3,805.1	3,892.5	-	3,892.5
Capital Outlay	-	-	-	-
Capital Equipment	-	-	-	-
Non-Capital Equipment	314.8	208.1	-	208.1
Cost Allocation & Indirect Costs	-	-	-	-
Transfers-Out	-	-	-	-
Expenditure Categories Total:	19,909.7	14,055.3	-	14,055.3

**Program Budget Unit Summary of Expenditure and Budget Request
for Selected Funds**

Agency: Department of Economic Security

	<u>FY 2023 Actuals</u>	<u>FY 2024 Expenditure Plan</u>	<u>FY 2025 Funding Issue</u>	<u>FY 2025 Total Request</u>
Program: DEA-4-0 Child Support Enforcement				
Sub Program: DEA-4-1 Child Support Enforcement				
Fund: DE2091 Child Support Enforcement Administration Fund				

Non-Appropriated

Personal Services	17,285.5	15,698.6	-	15,698.6
Employee Related Expenditures	6,564.9	5,880.6	-	5,880.6
Subtotal Personal Services and ERE	23,850.3	21,579.2	-	21,579.2
Professional & Outside Services	17,018.2	12,554.5	-	12,554.5
Travel In-State	7.3	19.2	-	19.2
Travel Out-Of-State	-	-	-	-
Food	-	-	-	-
Aid To Organizations & Individuals	-	-	-	-
Other Operating Expenditures	4,621.9	3,902.0	-	3,902.0
Capital Outlay	-	-	-	-
Capital Equipment	-	-	-	-
Non-Capital Equipment	259.0	113.9	-	113.9
Cost Allocation & Indirect Costs	-	-	-	-
Transfers-Out	-	-	-	-
Expenditure Categories Total:	45,756.6	38,168.8	-	38,168.8
Child Support Enforcement Administration Fund Total:	65,666.3	52,224.1	-	52,224.1
Sub Program Total for Select Funds:	78,841.0	65,221.5	-	65,221.5

Program Expenditure Schedule

Agency: Department of Economic Security

	FY 2023 Actuals	FY 2024 Expenditure Plan	FY 2025 Funding Issue	FY 2025 Total Request
Program: DEA-4-0 Child Support Enforcement				
FTE				
FTE	519.0	534.0	-	534.0
Expenditure Category Total:	-	-	-	-
Fund Source				
Appropriated Funds				
AA1000 General Fund (Appropriated)	163.0	168.0	-	168.0
DE2091 Child Support Enforcement Administration Fund (Appropriated)	54.0	56.0	-	56.0
Appropriated Funds Total:	217.0	224.0	-	224.0
Non-Appropriated Funds				
DE2000 Federal Grants Fund (Non-Appropriated)	1.0	1.0	-	1.0
DE2091 Child Support Enforcement Administration Fund (Non-Appropriated)	301.0	309.0	-	309.0
Non-Appropriated Funds Total:	302.0	310.0	-	310.0
Fund Source Total:	519.0	534.0	-	534.0
Personal Services				
Personal Services	27,536.9	25,644.6	-	25,644.6
Expenditure Category Total:	27,536.9	25,644.6	-	25,644.6
Fund Source				
Appropriated Funds				
AA1000 General Fund (Appropriated)	8,721.0	8,742.1	-	8,742.1
DE2091 Child Support Enforcement Administration Fund (Appropriated)	1,502.2	1,175.7	-	1,175.7
Appropriated Funds Total:	10,223.2	9,917.8	-	9,917.8
Non-Appropriated Funds				
DE2000 Federal Grants Fund (Non-Appropriated)	28.2	28.2	-	28.2
DE2091 Child Support Enforcement Administration Fund (Non-Appropriated)	17,285.5	15,698.6	-	15,698.6
Non-Appropriated Funds Total:	17,313.7	15,726.8	-	15,726.8
Fund Source Total:	27,536.9	25,644.6	-	25,644.6
Employee Related Expenditures				
FICA Taxes	1,537.8	1,338.7	-	1,338.7
Medical Insurance	5,468.9	4,837.7	-	4,837.7

Program Expenditure Schedule

Agency: Department of Economic Security

	FY 2023 Actuals	FY 2024 Expenditure Plan	FY 2025 Funding Issue	FY 2025 Total Request
Program: DEA-4-0 Child Support Enforcement				
Basic Life	3.0	2.7	-	2.7
Long-Term Disability (ASRS)	28.2	24.4	-	24.4
Unemployment Compensation & Other State' Taxes	6.5	6.5	-	6.5
Dental Insurance	40.1	35.6	-	35.6
Workers' Compensation	133.3	118.4	-	118.4
Employer Annuity Retirement Plan	1.9	1.7	-	1.7
Arizona State Retirement System	2,425.4	2,100.2	-	2,100.2
Alternate Retirement Contributions – Reemployed Retirees	15.4	13.4	-	13.4
Personnel Board Pro-Rata Charges	181.9	158.4	-	158.4
Information Technology Pro Rata Charge	120.7	104.8	-	104.8
Accumulated Sick Leave Fund Charge	84.6	73.7	-	73.7
ERE Excluded from Cost Allocation	2,836.2	4,660.1	-	4,660.1
Other Employee Related Expenditures	98.1	341.3	-	341.3
Expenditure Category Total:	12,982.1	13,817.6	-	13,817.6

Fund Source

Appropriated Funds

AA1000	General Fund (Appropriated)	3,188.1	3,154.8	-	3,154.8
DE2091	Child Support Enforcement Administration Fund (Appropriated)	3,217.0	4,770.0	-	4,770.0
Appropriated Funds Total:		6,405.0	7,924.8	-	7,924.8

Non-Appropriated Funds

DE2000	Federal Grants Fund (Non-Appropriated)	12.3	12.2	-	12.2
DE2091	Child Support Enforcement Administration Fund (Non-Appropriated)	6,564.9	5,880.6	-	5,880.6
Non-Appropriated Funds Total:		6,577.1	5,892.8	-	5,892.8
Fund Source Total:		12,982.1	13,817.6	-	13,817.6

Professional & Outside Services

Other External Financial Services	854.6	813.8	-	813.8
External Legal Services	399.3	389.5	-	389.5
Temporary Agency Services	2,206.7	29.9	-	29.9
Education & Training	77.3	77.4	-	77.4
Professional & Outside Services Excluded from Cost Allocation	2,123.4	3,558.8	-	3,558.8

Program Expenditure Schedule

Agency: Department of Economic Security

	FY 2023 Actuals	FY 2024 Expenditure Plan	FY 2025 Funding Issue	FY 2025 Total Request
Program: DEA-4-0 Child Support Enforcement				
External Information and Communications Technology Consulting Services	584.5	-	-	-
Other Professional & Outside Services	22,246.9	11,920.4	-	11,920.4
Expenditure Category Total:	28,492.6	16,789.8	-	16,789.8

Fund Source

Appropriated Funds				
AA1000 General Fund (Appropriated)	757.0	578.6	-	578.6
DE2091 Child Support Enforcement Administration Fund (Appropriated)	10,690.9	3,630.2	-	3,630.2
Appropriated Funds Total:	11,447.9	4,208.8	-	4,208.8
Non-Appropriated Funds				
DE2000 Federal Grants Fund (Non-Appropriated)	26.5	26.5	-	26.5
DE2091 Child Support Enforcement Administration Fund (Non-Appropriated)	17,018.2	12,554.5	-	12,554.5
Non-Appropriated Funds Total:	17,044.7	12,581.0	-	12,581.0
Fund Source Total:	28,492.6	16,789.8	-	16,789.8

Travel In-State

Mileage - Private Vehicle	1.1	1.2	-	1.2
Lodging	0.7	0.9	-	0.9
Meals with Overnight Stay	0.4	0.4	-	0.4
Meals without Overnight Stay	0.2	0.2	-	0.2
Travel In-State Excluded from Cost Allocation	1.1	1.8	-	1.8
Other Miscellaneous In- State Travel	8.5	18.6	-	18.6
Expenditure Category Total:	12.1	23.1	-	23.1

Fund Source

Appropriated Funds				
AA1000 General Fund (Appropriated)	0.1	0.1	-	0.1
DE2091 Child Support Enforcement Administration Fund (Appropriated)	4.7	3.8	-	3.8
Appropriated Funds Total:	4.8	3.9	-	3.9
Non-Appropriated Funds				
DE2091 Child Support Enforcement Administration Fund (Non-Appropriated)	7.3	19.2	-	19.2
Non-Appropriated Funds Total:	7.3	19.2	-	19.2

Program Expenditure Schedule

Agency: Department of Economic Security

	FY 2023 Actuals	FY 2024 Expenditure Plan	FY 2025 Funding Issue	FY 2025 Total Request
Program: DEA-4-0 Child Support Enforcement				
Fund Source Total:	12.1	23.1	-	23.1
Aid To Organizations & Individuals				
Aid to Counties	8,685.6	8,685.6	-	8,685.6
Amounts Paid Directly to Service Providers contracted by the State to Provide Aid on behalf of Individuals	375.0	375.0	-	375.0
Expenditure Category Total:	9,060.6	9,060.6	-	9,060.6
Fund Source				
Appropriated Funds				
DE2091 Child Support Enforcement Administration Fund (Appropriated)	1,429.3	1,429.3	-	1,429.3
Appropriated Funds Total:	1,429.3	1,429.3	-	1,429.3
Non-Appropriated Funds				
DE2000 Federal Grants Fund (Non-Appropriated)	145.9	145.9	-	145.9
DE2091 Child Support Enforcement Administration Fund (Non-Appropriated)	7,485.4	7,485.4	-	7,485.4
Non-Appropriated Funds Total:	7,631.3	7,631.3	-	7,631.3
Fund Source Total:	9,060.6	9,060.6	-	9,060.6
Other Operating Expenditures				
Other Operating Expenditures Excluded from Cost Allocation	1,348.6	2,260.3	-	2,260.3
External Telecommunications Charges	496.7	554.7	-	554.7
Miscellaneous Rent	44.3	47.6	-	47.6
Repair & Maintenance - Buildings	1.2	1.3	-	1.3
Repair & Maintenance - Vehicles	13.8	16.6	-	16.6
Repair & Maintenance - Computer Equipment	1.7	1.8	-	1.8
Repair & Maintenance - Other	19.8	20.7	-	20.7
Software Support, Maintenance Short-term Licensing	3,630.3	199.3	-	199.3
Office Supplies	75.7	78.1	-	78.1
Computer Supplies	0.3	0.3	-	0.3
Automotive and Transportation Fuels	5.1	6.3	-	6.3
Repair & Maintenance Supplies - Neither Automotive Nor Related to Buildings	0.0	-	-	-

Program Expenditure Schedule

Agency: Department of Economic Security

	FY 2023 Actuals	FY 2024 Expenditure Plan	FY 2025 Funding Issue	FY 2025 Total Request
Program: DEA-4-0 Child Support Enforcement				
Other Operating Supplies	9.2	9.4	-	9.4
Employee Tuition Reimbursement	1.6	1.6	-	1.6
Conference Registration / Attendance Fees	0.2	0.2	-	0.2
External Printing	3.1	3.7	-	3.7
Postage & Delivery	620.7	748.3	-	748.3
Document Shredding and Destruction Services	1.7	1.8	-	1.8
Translation and sign language services	18.0	18.6	-	18.6
Dues	19.7	20.1	-	20.1
Fingerprinting, Background Checks, Etc.	5.1	5.3	-	5.3
Other Miscellaneous Operating	2,405.0	4,106.7	-	4,106.7
Expenditure Category Total:	8,721.9	8,102.7	-	8,102.7

Fund Source

Appropriated Funds

AA1000	General Fund (Appropriated)	293.1	306.3	-	306.3
DE2091	Child Support Enforcement Administration Fund (Appropriated)	3,805.1	3,892.5	-	3,892.5
Appropriated Funds Total:		4,098.2	4,198.8	-	4,198.8

Non-Appropriated Funds

DE2000	Federal Grants Fund (Non-Appropriated)	1.9	1.9	-	1.9
DE2091	Child Support Enforcement Administration Fund (Non-Appropriated)	4,621.9	3,902.0	-	3,902.0
Non-Appropriated Funds Total:		4,623.8	3,903.9	-	3,903.9
Fund Source Total:		8,721.9	8,102.7	-	8,102.7

Non-Capital Equipment

Furniture - Non-Capital Purchase	9.0	0.6	-	0.6
Computer Equipment – Non- Capitalized Purchases	3.9	0.6	-	0.6
Other Equipment - Non- Capital Purchase	0.0	-	-	-
Purchased or licensed software / website	423.4	-	-	-
Non-Capital Equipment Excluded from Cost Allocation	138.2	321.6	-	321.6
Expenditure Category Total:	574.5	322.8	-	322.8

Fund Source

Program Expenditure Schedule

Agency: Department of Economic Security

		FY 2023 Actuals	FY 2024 Expenditure Plan	FY 2025 Funding Issue	FY 2025 Total Request
Program: DEA-4-0 Child Support Enforcement					
Appropriated Funds					
AA1000	General Fund (Appropriated)	0.8	0.8	-	0.8
DE2091	Child Support Enforcement Administration Fund (Appropriated)	314.8	208.1	-	208.1
Appropriated Funds Total:		315.6	208.9	-	208.9
Non-Appropriated Funds					
DE2091	Child Support Enforcement Administration Fund (Non-Appropriated)	259.0	113.9	-	113.9
Non-Appropriated Funds Total:		259.0	113.9	-	113.9
Fund Source Total:		574.5	322.8	-	322.8

Sub Program: DEA-4-1 Child Support Enforcement

FTE					
FTE		519.0	534.0	-	534.0
Expenditure Category Total:		-	-	-	-

Fund Source					
Appropriated Funds					
AA1000	General Fund (Appropriated)	163.0	168.0	-	168.0
DE2091	Child Support Enforcement Administration Fund (Appropriated)	54.0	56.0	-	56.0
Appropriated Funds Total:		217.0	224.0	-	224.0
Non-Appropriated Funds					
DE2000	Federal Grants Fund (Non-Appropriated)	1.0	1.0	-	1.0
DE2091	Child Support Enforcement Administration Fund (Non-Appropriated)	301.0	309.0	-	309.0
Non-Appropriated Funds Total:		302.0	310.0	-	310.0
Fund Source Total:		519.0	534.0	-	534.0

Personal Services					
Personal Services		27,536.9	25,644.6	-	25,644.6
Expenditure Category Total:		27,536.9	25,644.6	-	25,644.6

Fund Source					
Appropriated Funds					
AA1000	General Fund (Appropriated)	8,721.0	8,742.1	-	8,742.1

Program Expenditure Schedule

Agency: Department of Economic Security

		FY 2023 Actuals	FY 2024 Expenditure Plan	FY 2025 Funding Issue	FY 2025 Total Request
Program: DEA-4-0 Child Support Enforcement					
Sub Program: DEA-4-1 Child Support Enforcement					
DE2091	Child Support Enforcement Administration Fund (Appropriated)	1,502.2	1,175.7	-	1,175.7
Appropriated Funds Total:		10,223.2	9,917.8	-	9,917.8
Non-Appropriated Funds					
DE2000	Federal Grants Fund (Non-Appropriated)	28.2	28.2	-	28.2
DE2091	Child Support Enforcement Administration Fund (Non-Appropriated)	17,285.5	15,698.6	-	15,698.6
Non-Appropriated Funds Total:		17,313.7	15,726.8	-	15,726.8
Fund Source Total:		27,536.9	25,644.6	-	25,644.6

Employee Related Expenditures

FICA Taxes	1,537.8	1,338.7	-	1,338.7	
Medical Insurance	5,468.9	4,837.7	-	4,837.7	
Basic Life	3.0	2.7	-	2.7	
Long-Term Disability (ASRS)	28.2	24.4	-	24.4	
Unemployment Compensation & Other State' Taxes	6.5	6.5	-	6.5	
Dental Insurance	40.1	35.6	-	35.6	
Workers' Compensation	133.3	118.4	-	118.4	
Employer Annuity Retirement Plan	1.9	1.7	-	1.7	
Arizona State Retirement System	2,425.4	2,100.2	-	2,100.2	
Alternate Retirement Contributions – Reemployed Retirees	15.4	13.4	-	13.4	
Personnel Board Pro-Rata Charges	181.9	158.4	-	158.4	
Information Technology Pro Rata Charge	120.7	104.8	-	104.8	
Accumulated Sick Leave Fund Charge	84.6	73.7	-	73.7	
ERE Excluded from Cost Allocation	2,836.2	4,660.1	-	4,660.1	
Other Employee Related Expenditures	98.1	341.3	-	341.3	
Expenditure Category Total:		12,982.1	13,817.6	-	13,817.6

Fund Source

Appropriated Funds

AA1000	General Fund (Appropriated)	3,188.1	3,154.8	-	3,154.8
DE2091	Child Support Enforcement Administration Fund (Appropriated)	3,217.0	4,770.0	-	4,770.0
Appropriated Funds Total:		6,405.0	7,924.8	-	7,924.8

Program Expenditure Schedule

Agency: Department of Economic Security

	FY 2023 Actuals	FY 2024 Expenditure Plan	FY 2025 Funding Issue	FY 2025 Total Request
--	--------------------	--------------------------------	-----------------------------	-----------------------------

Program: DEA-4-0 Child Support Enforcement

Sub Program: DEA-4-1 Child Support Enforcement

Non-Appropriated Funds

DE2000	Federal Grants Fund (Non-Appropriated)	12.3	12.2	-	12.2
DE2091	Child Support Enforcement Administration Fund (Non-Appropriated)	6,564.9	5,880.6	-	5,880.6
Non-Appropriated Funds Total:		6,577.1	5,892.8	-	5,892.8
Fund Source Total:		12,982.1	13,817.6	-	13,817.6

Professional & Outside Services

	Other External Financial Services	854.6	813.8	-	813.8
	External Legal Services	399.3	389.5	-	389.5
	Temporary Agency Services	2,206.7	29.9	-	29.9
	Education & Training	77.3	77.4	-	77.4
	Professional & Outside Services Excluded from Cost Allocation	2,123.4	3,558.8	-	3,558.8
	External Information and Communications Technology Consulting Services	584.5	-	-	-
	Other Professional & Outside Services	22,246.9	11,920.4	-	11,920.4
Expenditure Category Total:		28,492.6	16,789.8	-	16,789.8

Fund Source

Appropriated Funds

AA1000	General Fund (Appropriated)	757.0	578.6	-	578.6
DE2091	Child Support Enforcement Administration Fund (Appropriated)	10,690.9	3,630.2	-	3,630.2
Appropriated Funds Total:		11,447.9	4,208.8	-	4,208.8

Non-Appropriated Funds

DE2000	Federal Grants Fund (Non-Appropriated)	26.5	26.5	-	26.5
DE2091	Child Support Enforcement Administration Fund (Non-Appropriated)	17,018.2	12,554.5	-	12,554.5
Non-Appropriated Funds Total:		17,044.7	12,581.0	-	12,581.0
Fund Source Total:		28,492.6	16,789.8	-	16,789.8

Travel In-State

	Mileage - Private Vehicle	1.1	1.2	-	1.2
	Lodging	0.7	0.9	-	0.9
	Meals with Overnight Stay	0.4	0.4	-	0.4

Program Expenditure Schedule

Agency: Department of Economic Security

	FY 2023 Actuals	FY 2024 Expenditure Plan	FY 2025 Funding Issue	FY 2025 Total Request
Program: DEA-4-0 Child Support Enforcement				
Sub Program: DEA-4-1 Child Support Enforcement				
Meals without Overnight Stay	0.2	0.2	-	0.2
Travel In-State Excluded from Cost Allocation	1.1	1.8	-	1.8
Other Miscellaneous In- State Travel	8.5	18.6	-	18.6
Expenditure Category Total:	12.1	23.1	-	23.1

Fund Source

Appropriated Funds				
AA1000 General Fund (Appropriated)	0.1	0.1	-	0.1
DE2091 Child Support Enforcement Administration Fund (Appropriated)	4.7	3.8	-	3.8
Appropriated Funds Total:	4.8	3.9	-	3.9
Non-Appropriated Funds				
DE2091 Child Support Enforcement Administration Fund (Non-Appropriated)	7.3	19.2	-	19.2
Non-Appropriated Funds Total:	7.3	19.2	-	19.2
Fund Source Total:	12.1	23.1	-	23.1

Aid To Organizations & Individuals

Aid to Counties	145.9	145.9	-	145.9
Amounts Paid Directly to Service Providers contracted by the State to Provide Aid on behalf of Individuals	375.0	375.0	-	375.0
Expenditure Category Total:	520.9	520.9	-	520.9

Fund Source

Appropriated Funds				
DE2091 Child Support Enforcement Administration Fund (Appropriated)	375.0	375.0	-	375.0
Appropriated Funds Total:	375.0	375.0	-	375.0
Non-Appropriated Funds				
DE2000 Federal Grants Fund (Non-Appropriated)	145.9	145.9	-	145.9
Non-Appropriated Funds Total:	145.9	145.9	-	145.9
Fund Source Total:	520.9	520.9	-	520.9

Other Operating Expenditures

Program Expenditure Schedule

Agency: Department of Economic Security

	FY 2023 Actuals	FY 2024 Expenditure Plan	FY 2025 Funding Issue	FY 2025 Total Request
Program: DEA-4-0 Child Support Enforcement				
Sub Program: DEA-4-1 Child Support Enforcement				

Other Operating Expenditures Excluded from Cost Allocation	1,348.6	2,260.3	-	2,260.3
External Telecommunications Charges	496.7	554.7	-	554.7
Miscellaneous Rent	44.3	47.6	-	47.6
Repair & Maintenance - Buildings	1.2	1.3	-	1.3
Repair & Maintenance - Vehicles	13.8	16.6	-	16.6
Repair & Maintenance - Computer Equipment	1.7	1.8	-	1.8
Repair & Maintenance - Other	19.8	20.7	-	20.7
Software Support, Maintenance Short-term Licensing	3,630.3	199.3	-	199.3
Office Supplies	75.7	78.1	-	78.1
Computer Supplies	0.3	0.3	-	0.3
Automotive and Transportation Fuels	5.1	6.3	-	6.3
Repair & Maintenance Supplies - Neither Automotive Nor Related to Buildings	0.0	-	-	-
Other Operating Supplies	9.2	9.4	-	9.4
Employee Tuition Reimbursement	1.6	1.6	-	1.6
Conference Registration / Attendance Fees	0.2	0.2	-	0.2
External Printing	3.1	3.7	-	3.7
Postage & Delivery	620.7	748.3	-	748.3
Document Shredding and Destruction Services	1.7	1.8	-	1.8
Translation and sign language services	18.0	18.6	-	18.6
Dues	19.7	20.1	-	20.1
Fingerprinting, Background Checks, Etc.	5.1	5.3	-	5.3
Other Miscellaneous Operating	2,405.0	4,106.7	-	4,106.7
Expenditure Category Total:	8,721.9	8,102.7	-	8,102.7

Fund Source

Appropriated Funds

AA1000	General Fund (Appropriated)	293.1	306.3	-	306.3
DE2091	Child Support Enforcement Administration Fund (Appropriated)	3,805.1	3,892.5	-	3,892.5
Appropriated Funds Total:		4,098.2	4,198.8	-	4,198.8

Program Expenditure Schedule

Agency: Department of Economic Security

	FY 2023 Actuals	FY 2024 Expenditure Plan	FY 2025 Funding Issue	FY 2025 Total Request
--	--------------------	--------------------------------	-----------------------------	-----------------------------

Program: DEA-4-0 Child Support Enforcement

Sub Program: DEA-4-1 Child Support Enforcement

Non-Appropriated Funds

DE2000	Federal Grants Fund (Non-Appropriated)	1.9	1.9	-	1.9
DE2091	Child Support Enforcement Administration Fund (Non-Appropriated)	4,621.9	3,902.0	-	3,902.0
Non-Appropriated Funds Total:		4,623.8	3,903.9	-	3,903.9
Fund Source Total:		8,721.9	8,102.7	-	8,102.7

Non-Capital Equipment

	Furniture - Non-Capital Purchase	9.0	0.6	-	0.6
	Computer Equipment – Non- Capitalized Purchases	3.9	0.6	-	0.6
	Other Equipment - Non- Capital Purchase	0.0	-	-	-
	Purchased or licensed software / website	423.4	-	-	-
	Non-Capital Equipment Excluded from Cost Allocation	138.2	321.6	-	321.6
Expenditure Category Total:		574.5	322.8	-	322.8

Fund Source

Appropriated Funds

AA1000	General Fund (Appropriated)	0.8	0.8	-	0.8
DE2091	Child Support Enforcement Administration Fund (Appropriated)	314.8	208.1	-	208.1
Appropriated Funds Total:		315.6	208.9	-	208.9

Non-Appropriated Funds

DE2091	Child Support Enforcement Administration Fund (Non-Appropriated)	259.0	113.9	-	113.9
Non-Appropriated Funds Total:		259.0	113.9	-	113.9
Fund Source Total:		574.5	322.8	-	322.8

Sub Program: DEA-4-2 SLI County Participation

Aid To Organizations & Individuals

	Aid to Counties	8,539.7	8,539.7	-	8,539.7
Expenditure Category Total:		8,539.7	8,539.7	-	8,539.7

Program Expenditure Schedule

Agency:	Department of Economic Security
----------------	--

	FY 2023 Actuals	FY 2024 Expenditure Plan	FY 2025 Funding Issue	FY 2025 Total Request
Program: DEA-4-0 Child Support Enforcement				
Sub Program: DEA-4-2 SLI County Participation				

Fund Source

Appropriated Funds

DE2091	Child Support Enforcement Administration Fund (Appropriated)	1,054.3	1,054.3	-	1,054.3
	Appropriated Funds Total:	1,054.3	1,054.3	-	1,054.3

Non-Appropriated Funds

DE2091	Child Support Enforcement Administration Fund (Non-Appropriated)	7,485.4	7,485.4	-	7,485.4
	Non-Appropriated Funds Total:	7,485.4	7,485.4	-	7,485.4
	Fund Source Total:	8,539.7	8,539.7	-	8,539.7

**Program Budget Unit Summary of Expenditure and Budget Request
for All Funds**

Agency: Department of Economic Security

			FY 2023 Actuals	FY 2024 Expenditure Plan	FY 2025 Funding Issue	FY 2025 Total Request
Program:	DEA-4-0	Child Support Enforcement				
Sub Program:	DEA-4-2	SLI County Participation				

Expenditure Categories

FTE			-	-	-	-
Personal Services			-	-	-	-
Employee Related Expenditures			-	-	-	-
Subtotal Personal Services and ERE			-	-	-	-
Professional & Outside Services			-	-	-	-
Travel In-State			-	-	-	-
Travel Out-Of-State			-	-	-	-
Food			-	-	-	-
Aid To Organizations & Individuals			8,539.7	8,539.7	-	8,539.7
Other Operating Expenditures			-	-	-	-
Capital Outlay			-	-	-	-
Capital Equipment			-	-	-	-
Non-Capital Equipment			-	-	-	-
Cost Allocation & Indirect Costs			-	-	-	-
Transfers-Out			-	-	-	-
Expenditure Categories Total:			8,539.7	8,539.7	-	8,539.7

Fund Source

Appropriated Funds						
	Child Support Enforcement Administration Fund (Appropriated)		1,054.3	1,054.3	-	1,054.3
	Appropriated Funds Total:		1,054.3	1,054.3	-	1,054.3
Non-Appropriated Funds						
	Child Support Enforcement Administration Fund (Non-Appropriated)		7,485.4	7,485.4	-	7,485.4
	Non-Appropriated Funds Total:		7,485.4	7,485.4	-	7,485.4
	Child Support Enforcement Total:		8,539.7	8,539.7	-	8,539.7

**Program Budget Unit Summary of Expenditure and Budget Request
for Selected Funds**

Agency: Department of Economic Security

	<u>FY 2023 Actuals</u>	<u>FY 2024 Expenditure Plan</u>	<u>FY 2025 Funding Issue</u>	<u>FY 2025 Total Request</u>
Program: DEA-4-0 Child Support Enforcement				
Sub Program: DEA-4-2 SLI County Participation				
Fund: DE2091 Child Support Enforcement Administration Fund				

Appropriated

Personal Services	-	-	-	-
Employee Related Expenditures	-	-	-	-
Subtotal Personal Services and ERE	-	-	-	-
Professional & Outside Services	-	-	-	-
Travel In-State	-	-	-	-
Travel Out-Of-State	-	-	-	-
Food	-	-	-	-
Aid To Organizations & Individuals	1,054.3	1,054.3	-	1,054.3
Other Operating Expenditures	-	-	-	-
Capital Outlay	-	-	-	-
Capital Equipment	-	-	-	-
Non-Capital Equipment	-	-	-	-
Cost Allocation & Indirect Costs	-	-	-	-
Transfers-Out	-	-	-	-
Expenditure Categories Total:	1,054.3	1,054.3	-	1,054.3

**Program Budget Unit Summary of Expenditure and Budget Request
for Selected Funds**

Agency: Department of Economic Security

	<u>FY 2023 Actuals</u>	<u>FY 2024 Expenditure Plan</u>	<u>FY 2025 Funding Issue</u>	<u>FY 2025 Total Request</u>
Program: DEA-4-0	Child Support Enforcement			
Sub Program: DEA-4-2	SLI County Participation			
Fund: DE2091	Child Support Enforcement Administration Fund			

Non-Appropriated

Personal Services	-	-	-	-
Employee Related Expenditures	-	-	-	-
Subtotal Personal Services and ERE	-	-	-	-
Professional & Outside Services	-	-	-	-
Travel In-State	-	-	-	-
Travel Out-Of-State	-	-	-	-
Food	-	-	-	-
Aid To Organizations & Individuals	7,485.4	7,485.4	-	7,485.4
Other Operating Expenditures	-	-	-	-
Capital Outlay	-	-	-	-
Capital Equipment	-	-	-	-
Non-Capital Equipment	-	-	-	-
Cost Allocation & Indirect Costs	-	-	-	-
Transfers-Out	-	-	-	-
Expenditure Categories Total:	7,485.4	7,485.4	-	7,485.4
Child Support Enforcement Administration Fund Total:	8,539.7	8,539.7	-	8,539.7
Sub Program Total for Select Funds:	8,539.7	8,539.7	-	8,539.7

Program Summary of Expenditure and Budget Request

Agency: Department of Economic Security

Program: Aging and Adult Services

Program Summary		FY 2023 Actuals	FY 2024 Expenditure Plan	FY 2025 Funding Issue	FY 2025 Total Request
DEA-5-1	Aging and Adult Services	62,716.1	60,416.4	10,406.8	70,823.2
DEA-5-10	SLI Long-Term Care Ombudsman	1,000.0	1,000.0	550.0	1,550.0
DEA-5-12	SLI Emergency Rental Assistance Program	215,102.3	113,338.5	(113,338.5)	-
	SLI Area Agencies on Aging Housing	-	5,000.0	-	5,000.0
DEA-5-13	Assistance	-	-	-	-
DEA-5-14	SLI Produce Incentive Program	-	5,462.6	-	5,462.6
DEA-5-15	SLI Globe-Miami Area Food Bank	-	250.0	-	250.0
DEA-5-16	SLI Coordinated Hunger Services	14,717.2	26,117.8	(3,639.3)	22,478.5
DEA-5-2	SLI Adult Services	62,905.8	65,534.2	-	65,534.2
DEA-5-3	SLI Community and Emergency Services	53,281.2	71,399.7	(8,115.0)	63,284.7
DEA-5-5	SLI Coordinated Homeless Services	8,938.7	11,703.7	(3,664.6)	8,039.1
DEA-5-6	SLI Domestic Violence Prevention	14,288.4	21,240.6	(5,000.0)	16,240.6
DEA-5-7	Refugee Resettlement Program	22,086.2	33,129.3	-	33,129.3
DEA-5-8	DAAS Family Caregiver Program	42.4	787.6	-	787.6
DEA-5-9	SLI Sexual Violence Services	-	-	-	-
Aging and Adult Services Summary Total:		455,078.4	415,380.4	(122,800.6)	292,579.8

Expenditure Categories		FY 2023 Actuals	FY 2024 Expenditure Plan	FY 2025 Funding Issue	FY 2025 Total Request
FTE	FTE	578.0	578.0	-	578.0
6000	Personal Services	32,654.4	36,875.7	5,056.5	41,932.2
6100	Employee Related Expenditures	13,124.1	15,524.9	2,257.0	17,781.9
Subtotal Personal Services and ERE		45,778.4	52,400.6	7,313.5	59,714.1
6200	Professional & Outside Services	9,070.4	2,817.3	266.0	3,083.3
6500	Travel In-State	47.3	32.0	14.2	46.2
6600	Travel Out-Of-State	1.5	1.8	(1.1)	0.7
6700	Food	3.0	3.8	-	3.8
6800	Aid To Organizations & Individuals	392,359.2	354,960.2	(132,207.4)	222,752.8
7000	Other Operating Expenditures	5,456.7	4,538.8	40.4	4,579.2
8100	Capital Outlay	-	-	-	-
8400	Capital Equipment	1,070.3	452.0	1,582.9	2,034.9
8500	Non-Capital Equipment	1,291.6	173.9	190.9	364.8
9000	Cost Allocation & Indirect Costs	-	-	-	-
9100	Transfers-Out	-	-	-	-
Expenditure Categories Total:		455,078.4	415,380.4	(122,800.6)	292,579.8

Program Summary of Expenditure and Budget Request

Agency:	Department of Economic Security
----------------	--

Program:	Aging and Adult Services
-----------------	---------------------------------

	FY 2023 Actuals	FY 2024 Expenditure Plan	FY 2025 Funding Issue	FY 2025 Total Request
Fund Source				
Appropriated Funds				
AA1000 General Fund (Appropriated)	43,858.0	66,290.0	23,550.0	89,840.0
DE2007 Temporary Assistance for Needy Families (TANF) Fund (Appropriated)	12,747.4	12,747.4	-	12,747.4
DE2010 Workforce Investment Grant Fund (Appropriated)	-	-	-	-
DE2066 Special Administration Fund (Appropriated)	100.0	100.0	-	100.0
DE2160 Domestic Violence Services Fund (Appropriated)	2,432.8	4,000.3	-	4,000.3
DE2190 Sexual Violence Service Fund (Appropriated)	-	-	-	-
Appropriated Funds Total:	59,138.2	83,137.7	23,550.0	106,687.7
Non-Appropriated Funds				
DE2000 Federal Grants Fund (Non-Appropriated)	354,335.8	185,076.0	-	185,076.0
DE2347 Family Caregiver Grant Fund (Non-Appropriated)	42.4	787.6	-	787.6
DE2348 Neighbors Helping Neighbors Fund (Non-Appropriated)	22.9	28.5	-	28.5
DE2985 American Rescue Plan Act (Non-Appropriated)	41,539.1	146,350.6	(146,350.6)	0.0
Non-Appropriated Funds Total:	395,940.1	332,242.7	(146,350.6)	185,892.1
Aging and Adult Services Summary Total:	455,078.4	415,380.4	(122,800.6)	292,579.8

Program Summary of Expenditure and Budget Request for Selected Funds

Agency:	Department of Economic Security
Program:	Aging and Adult Services
Fund:	AA1000 General Fund (Appropriated)

Program Expenditures	FY 2023 Actuals	FY 2024 Expenditure Plan	FY 2025 Funding Issue	FY 2025 Total Request
DEA-5-1 Aging and Adult Services	24,215.2	32,934.6	23,000.0	55,934.6
DEA-5-10 SLI Long-Term Care Ombudsman	1,000.0	1,000.0	550.0	1,550.0
DEA-5-13 SLI Area Agencies on Aging Housing Assistance	-	5,000.0	-	5,000.0
DEA-5-14 SLI Produce Incentive Program	-	5,462.6	-	5,462.6
DEA-5-15 SLI Globe-Miami Area Food Bank	-	250.0	-	250.0
DEA-5-16 SLI Coordinated Hunger Services	1,754.6	1,754.6	-	1,754.6
DEA-5-2 SLI Adult Services	12,731.9	15,731.9	-	15,731.9
DEA-5-5 SLI Coordinated Homeless Services	873.1	873.1	-	873.1
DEA-5-6 SLI Domestic Violence Prevention	3,283.2	3,283.2	-	3,283.2
General Fund (Appropriated) Summary Total:	43,858.0	66,290.0	23,550.0	89,840.0

Appropriated Funding		FY 2023 Actuals	FY 2024 Expenditure Plan	FY 2025 Funding Issue	FY 2025 Total Request
6000	Personal Services	14,807.5	21,170.5	12,258.6	33,429.1
6100	Employee Related Expenditures	5,706.1	8,415.5	5,931.2	14,346.7
	Subtotal Personal Services and ERE	20,513.6	29,586.0	18,189.8	47,775.8
6200	Professional & Outside Services	891.3	834.4	570.0	1,404.4
6500	Travel In-State	30.3	22.8	14.5	37.3
6600	Travel Out-Of-State	0.1	-	-	-
6700	Food	3.0	3.8	-	3.8
6800	Aid To Organizations & Individuals	19,639.8	33,351.6	1,550.0	34,901.6
7000	Other Operating Expenditures	1,819.3	2,041.4	1,409.4	3,450.8
8100	Capital Outlay	-	-	-	-
8400	Capital Equipment	867.9	389.1	1,582.9	1,972.0
8500	Non-Capital Equipment	92.7	60.9	233.4	294.3
9000	Cost Allocation & Indirect Costs	-	-	-	-
9100	Transfers-Out	-	-	-	-
	Expenditure Categories Total:	43,858.0	66,290.0	23,550.0	89,840.0
	Fund AA1000 - A Total:	43,858.0	66,290.0	23,550.0	89,840.0

Program Summary of Expenditure and Budget Request for Selected Funds

Agency:	Department of Economic Security
Program:	Aging and Adult Services
Fund:	DE2000 Federal Grants Fund (Non-Appropriated)

Program Expenditures	FY 2023 Actuals	FY 2024 Expenditure Plan	FY 2025 Funding Issue	FY 2025 Total Request
DEA-5-1 Aging and Adult Services	36,289.3	14,635.2	-	14,635.2
DEA-5-12 SLI Emergency Rental Assistance Program	180,102.6	-	-	-
DEA-5-16 SLI Coordinated Hunger Services	10,101.8	20,223.9	-	20,223.9
DEA-5-2 SLI Adult Services	50,173.9	49,802.3	-	49,802.3
DEA-5-3 SLI Community and Emergency Services	47,649.4	59,532.2	-	59,532.2
DEA-5-5 SLI Coordinated Homeless Services	6,080.7	5,516.5	-	5,516.5
DEA-5-6 SLI Domestic Violence Prevention	1,851.8	2,236.6	-	2,236.6
DEA-5-7 Refugee Resettlement Program	22,086.2	33,129.3	-	33,129.3
Federal Grants Fund (Non-Appropriated) Summary Total:	354,335.8	185,076.0	-	185,076.0
Non-Appropriated Funding				
6000 Personal Services	16,589.7	8,377.1	-	8,377.1
6100 Employee Related Expenditures	6,784.9	3,387.5	-	3,387.5
Subtotal Personal Services and ERE	23,374.6	11,764.6	-	11,764.6
6200 Professional & Outside Services	8,062.5	1,604.4	-	1,604.4
6500 Travel In-State	15.6	7.4	-	7.4
6600 Travel Out-Of-State	1.4	0.7	-	0.7
6700 Food	-	-	-	-
6800 Aid To Organizations & Individuals	318,046.4	170,440.8	-	170,440.8
7000 Other Operating Expenditures	3,435.6	1,124.7	-	1,124.7
8100 Capital Outlay	-	-	-	-
8400 Capital Equipment	201.9	62.9	-	62.9
8500 Non-Capital Equipment	1,197.8	70.5	-	70.5
9000 Cost Allocation & Indirect Costs	-	-	-	-
9100 Transfers-Out	-	-	-	-
Expenditure Categories Total:	354,335.8	185,076.0	-	185,076.0
Fund DE2000 - N Total:	354,335.8	185,076.0	-	185,076.0

Program Summary of Expenditure and Budget Request for Selected Funds

Agency:	Department of Economic Security
Program:	Aging and Adult Services
Fund:	DE2007 Temporary Assistance for Needy Families (TANF) Fund (Appropriated)

Program Expenditures	FY 2023 Actuals	FY 2024 Expenditure Plan	FY 2025 Funding Issue	FY 2025 Total Request
DEA-5-1 Aging and Adult Services	253.4	253.4	-	253.4
DEA-5-16 SLI Coordinated Hunger Services	500.0	500.0	-	500.0
DEA-5-3 SLI Community and Emergency Services	3,724.0	3,724.0	-	3,724.0
DEA-5-5 SLI Coordinated Homeless Services	1,649.5	1,649.5	-	1,649.5
DEA-5-6 SLI Domestic Violence Prevention	6,620.5	6,620.5	-	6,620.5
Temporary Assistance for Needy Families (TANF) Fund (Appropriated) Summary Total:	12,747.4	12,747.4	-	12,747.4
Appropriated Funding				
6000 Personal Services	126.1	126.0	-	126.0
6100 Employee Related Expenditures	47.7	47.7	-	47.7
Subtotal Personal Services and ERE	173.8	173.7	-	173.7
6200 Professional & Outside Services	74.4	74.5	-	74.5
6500 Travel In-State	1.5	1.5	-	1.5
6600 Travel Out-Of-State	0.0	-	-	-
6700 Food	-	-	-	-
6800 Aid To Organizations & Individuals	12,494.0	12,494.0	-	12,494.0
7000 Other Operating Expenditures	3.7	3.7	-	3.7
8100 Capital Outlay	-	-	-	-
8400 Capital Equipment	0.0	-	-	-
8500 Non-Capital Equipment	0.0	-	-	-
9000 Cost Allocation & Indirect Costs	-	-	-	-
9100 Transfers-Out	-	-	-	-
Expenditure Categories Total:	12,747.4	12,747.4	-	12,747.4
Fund DE2007 - A Total:	12,747.4	12,747.4	-	12,747.4

Program Summary of Expenditure and Budget Request for Selected Funds

Agency:	Department of Economic Security
Program:	Aging and Adult Services
Fund:	DE2010 Workforce Investment Grant Fund (Appropriated)

	FY 2023 Actuals	FY 2024 Expenditure Plan	FY 2025 Funding Issue	FY 2025 Total Request
Program Expenditures				
DEA-5-1 Aging and Adult Services	-	-	-	-
Workforce Investment Grant Fund (Appropriated)	-	-	-	-
Summary Total:	-	-	-	-

Appropriated Funding		FY 2023 Actuals	FY 2024 Expenditure Plan	FY 2025 Funding Issue	FY 2025 Total Request
6000	Personal Services	-	-	-	-
6100	Employee Related Expenditures	-	-	-	-
	Subtotal Personal Services and ERE	-	-	-	-
6200	Professional & Outside Services	-	-	-	-
6500	Travel In-State	-	-	-	-
6600	Travel Out-Of-State	-	-	-	-
6700	Food	-	-	-	-
6800	Aid To Organizations & Individuals	-	-	-	-
7000	Other Operating Expenditures	-	-	-	-
8100	Capital Outlay	-	-	-	-
8400	Capital Equipment	-	-	-	-
8500	Non-Capital Equipment	-	-	-	-
9000	Cost Allocation & Indirect Costs	-	-	-	-
9100	Transfers-Out	-	-	-	-
	Expenditure Categories Total:	-	-	-	-
	Fund DE2010 - A Total:	-	-	-	-

Program Summary of Expenditure and Budget Request for Selected Funds

Agency:	Department of Economic Security
Program:	Aging and Adult Services
Fund:	DE2066 Special Administration Fund (Appropriated)

Program Expenditures	FY 2023 Actuals	FY 2024 Expenditure Plan	FY 2025 Funding Issue	FY 2025 Total Request
DEA-5-6 SLI Domestic Violence Prevention	100.0	100.0	-	100.0
Special Administration Fund (Appropriated)	100.0	100.0	-	100.0
Summary Total:				
Appropriated Funding				
6000 Personal Services	-	-	-	-
6100 Employee Related Expenditures	-	-	-	-
Subtotal Personal Services and ERE	-	-	-	-
6200 Professional & Outside Services	-	-	-	-
6500 Travel In-State	-	-	-	-
6600 Travel Out-Of-State	-	-	-	-
6700 Food	-	-	-	-
6800 Aid To Organizations & Individuals	100.0	100.0	-	100.0
7000 Other Operating Expenditures	-	-	-	-
8100 Capital Outlay	-	-	-	-
8400 Capital Equipment	-	-	-	-
8500 Non-Capital Equipment	-	-	-	-
9000 Cost Allocation & Indirect Costs	-	-	-	-
9100 Transfers-Out	-	-	-	-
Expenditure Categories Total:	100.0	100.0	-	100.0
Fund DE2066 - A Total:	100.0	100.0	-	100.0

Program Summary of Expenditure and Budget Request for Selected Funds

Agency: Department of Economic Security

Program: Aging and Adult Services

Fund: DE2160 Domestic Violence Services Fund (Appropriated)

Program Expenditures		FY 2023 Actuals	FY 2024 Expenditure Plan	FY 2025 Funding Issue	FY 2025 Total Request
DEA-5-6	SLI Domestic Violence Prevention	2,432.8	4,000.3	-	4,000.3
	Domestic Violence Services Fund (Appropriated)	2,432.8	4,000.3	-	4,000.3
	Summary Total:				
Appropriated Funding					
6000	Personal Services	-	-	-	-
6100	Employee Related Expenditures	-	-	-	-
	Subtotal Personal Services and ERE	-	-	-	-
6200	Professional & Outside Services	-	-	-	-
6500	Travel In-State	-	-	-	-
6600	Travel Out-Of-State	-	-	-	-
6700	Food	-	-	-	-
6800	Aid To Organizations & Individuals	2,432.8	4,000.3	-	4,000.3
7000	Other Operating Expenditures	-	-	-	-
8100	Capital Outlay	-	-	-	-
8400	Capital Equipment	-	-	-	-
8500	Non-Capital Equipment	-	-	-	-
9000	Cost Allocation & Indirect Costs	-	-	-	-
9100	Transfers-Out	-	-	-	-
	Expenditure Categories Total:	2,432.8	4,000.3	-	4,000.3
	Fund DE2160 - A Total:	2,432.8	4,000.3	-	4,000.3

Program Summary of Expenditure and Budget Request for Selected Funds

Agency:	Department of Economic Security
Program:	Aging and Adult Services
Fund:	DE2190 Sexual Violence Service Fund (Appropriated)

	FY 2023 Actuals	FY 2024 Expenditure Plan	FY 2025 Funding Issue	FY 2025 Total Request
Program Expenditures				
DEA-5-9 SLI Sexual Violence Services	-	-	-	-
Sexual Violence Service Fund (Appropriated)	-	-	-	-
Summary Total:	-	-	-	-
Appropriated Funding				
6000 Personal Services	-	-	-	-
6100 Employee Related Expenditures	-	-	-	-
Subtotal Personal Services and ERE	-	-	-	-
6200 Professional & Outside Services	-	-	-	-
6500 Travel In-State	-	-	-	-
6600 Travel Out-Of-State	-	-	-	-
6700 Food	-	-	-	-
6800 Aid To Organizations & Individuals	-	-	-	-
7000 Other Operating Expenditures	-	-	-	-
8100 Capital Outlay	-	-	-	-
8400 Capital Equipment	-	-	-	-
8500 Non-Capital Equipment	-	-	-	-
9000 Cost Allocation & Indirect Costs	-	-	-	-
9100 Transfers-Out	-	-	-	-
Expenditure Categories Total:	-	-	-	-
Fund DE2190 - A Total:	-	-	-	-

Program Summary of Expenditure and Budget Request for Selected Funds

Agency:	Department of Economic Security
Program:	Aging and Adult Services
Fund:	DE2347 Family Caregiver Grant Fund (Non-Appropriated)

Program Expenditures	FY 2023 Actuals	FY 2024 Expenditure Plan	FY 2025 Funding Issue	FY 2025 Total Request
DEA-5-8 DAAS Family Caregiver Program	42.4	787.6	-	787.6
Family Caregiver Grant Fund (Non-Appropriated)	42.4	787.6	-	787.6
Summary Total:				
Non-Appropriated Funding				
6000 Personal Services	-	-	-	-
6100 Employee Related Expenditures	-	-	-	-
Subtotal Personal Services and ERE	-	-	-	-
6200 Professional & Outside Services	-	-	-	-
6500 Travel In-State	-	-	-	-
6600 Travel Out-Of-State	-	-	-	-
6700 Food	-	-	-	-
6800 Aid To Organizations & Individuals	42.4	787.6	-	787.6
7000 Other Operating Expenditures	-	-	-	-
8100 Capital Outlay	-	-	-	-
8400 Capital Equipment	-	-	-	-
8500 Non-Capital Equipment	-	-	-	-
9000 Cost Allocation & Indirect Costs	-	-	-	-
9100 Transfers-Out	-	-	-	-
Expenditure Categories Total:	42.4	787.6	-	787.6
Fund DE2347 - N Total:	42.4	787.6	-	787.6

Program Summary of Expenditure and Budget Request for Selected Funds

Agency:	Department of Economic Security
Program:	Aging and Adult Services
Fund:	DE2348 Neighbors Helping Neighbors Fund (Non-Appropriated)

Program Expenditures	FY 2023 Actuals	FY 2024 Expenditure Plan	FY 2025 Funding Issue	FY 2025 Total Request
DEA-5-3 SLI Community and Emergency Services	22.9	28.5	-	28.5
Neighbors Helping Neighbors Fund (Non-Appropriated) Summary Total:	22.9	28.5	-	28.5
Non-Appropriated Funding				
6000 Personal Services	-	-	-	-
6100 Employee Related Expenditures	-	-	-	-
Subtotal Personal Services and ERE	-	-	-	-
6200 Professional & Outside Services	-	-	-	-
6500 Travel In-State	-	-	-	-
6600 Travel Out-Of-State	-	-	-	-
6700 Food	-	-	-	-
6800 Aid To Organizations & Individuals	22.9	28.5	-	28.5
7000 Other Operating Expenditures	-	-	-	-
8100 Capital Outlay	-	-	-	-
8400 Capital Equipment	-	-	-	-
8500 Non-Capital Equipment	-	-	-	-
9000 Cost Allocation & Indirect Costs	-	-	-	-
9100 Transfers-Out	-	-	-	-
Expenditure Categories Total:	22.9	28.5	-	28.5
Fund DE2348 - N Total:	22.9	28.5	-	28.5

Program Summary of Expenditure and Budget Request for Selected Funds

Agency:	Department of Economic Security
Program:	Aging and Adult Services
Fund:	DE2985 American Rescue Plan Act (Non-Appropriated)

Program Expenditures	FY 2023 Actuals	FY 2024 Expenditure Plan	FY 2025 Funding Issue	FY 2025 Total Request
DEA-5-1 Aging and Adult Services	1,958.2	12,593.2	(12,593.2)	(0.0)
DEA-5-12 SLI Emergency Rental Assistance Program	34,999.7	113,338.5	(113,338.5)	-
DEA-5-16 SLI Coordinated Hunger Services	2,360.7	3,639.3	(3,639.3)	-
DEA-5-3 SLI Community and Emergency Services	1,885.0	8,115.0	(8,115.0)	-
DEA-5-5 SLI Coordinated Homeless Services	335.4	3,664.6	(3,664.6)	-
DEA-5-6 SLI Domestic Violence Prevention	-	5,000.0	(5,000.0)	-
American Rescue Plan Act (Non-Appropriated) Summary Total:	41,539.1	146,350.6	(146,350.6)	(0.0)
Non-Appropriated Funding				
6000 Personal Services	1,131.1	7,202.1	(7,202.1)	-
6100 Employee Related Expenditures	585.3	3,674.2	(3,674.2)	0.0
Subtotal Personal Services and ERE	1,716.4	10,876.3	(10,876.3)	0.0
6200 Professional & Outside Services	42.1	304.0	(304.0)	-
6500 Travel In-State	0.0	0.3	(0.3)	-
6600 Travel Out-Of-State	0.0	1.1	(1.1)	-
6700 Food	-	-	-	-
6800 Aid To Organizations & Individuals	39,580.9	133,757.4	(133,757.4)	0.0
7000 Other Operating Expenditures	198.1	1,369.0	(1,369.0)	-
8100 Capital Outlay	-	-	-	-
8400 Capital Equipment	0.5	-	-	-
8500 Non-Capital Equipment	1.1	42.5	(42.5)	(0.0)
9000 Cost Allocation & Indirect Costs	-	-	-	-
9100 Transfers-Out	-	-	-	-
Expenditure Categories Total:	41,539.1	146,350.6	(146,350.6)	0.0
Fund DE2985 - N Total:	41,539.1	146,350.6	(146,350.6)	0.0
Aging and Adult Services Total:	455,078.4	415,380.4	(122,800.6)	292,579.8

**Program Budget Unit Summary of Expenditure and Budget Request
for All Funds**

Agency: Department of Economic Security

	FY 2023 Actuals	FY 2024 Expenditure Plan	FY 2025 Funding Issue	FY 2025 Total Request
--	-----------------	-----------------------------	--------------------------	--------------------------

Program: DEA-5-0 Aging and Adult Services

Expenditure Categories

FTE	578.0	578.0	-	578.0
Personal Services	32,654.4	36,875.7	5,056.5	41,932.2
Employee Related Expenditures	13,124.1	15,524.9	2,257.0	17,781.9
Subtotal Personal Services and ERE	45,778.4	52,400.6	7,313.5	59,714.1
Professional & Outside Services	9,070.4	2,817.3	266.0	3,083.3
Travel In-State	47.3	32.0	14.2	46.2
Travel Out-Of-State	1.5	1.8	(1.1)	0.7
Food	3.0	3.8	-	3.8
Aid To Organizations & Individuals	392,359.2	354,960.2	(127,207.4)	227,752.8
Other Operating Expenditures	5,456.7	4,538.8	40.4	4,579.2
Capital Outlay	-	-	-	-
Capital Equipment	1,070.3	452.0	1,582.9	2,034.9
Non-Capital Equipment	1,291.6	173.9	190.9	364.8
Cost Allocation & Indirect Costs	-	-	-	-
Transfers-Out	-	-	-	-
Expenditure Categories Total:	455,078.4	415,380.4	(117,800.6)	297,579.8

Fund Source

Appropriated Funds				
General Fund (Appropriated)	43,858.0	66,290.0	23,550.0	89,840.0
Temporary Assistance for Needy Families (TANF) Fund (Appropriated)	12,747.4	12,747.4	-	12,747.4
Workforce Investment Grant Fund (Appropriated)	-	-	-	-
Special Administration Fund (Appropriated)	100.0	100.0	-	100.0
Domestic Violence Services Fund (Appropriated)	2,432.8	4,000.3	-	4,000.3
Sexual Violence Service Fund (Appropriated)	-	-	-	-
Appropriated Funds Total:	59,138.2	83,137.7	23,550.0	106,687.7
Non-Appropriated Funds				
Federal Grants Fund (Non-Appropriated)	354,335.8	185,076.0	-	185,076.0
Family Caregiver Grant Fund (Non-Appropriated)	42.4	787.6	-	787.6
Neighbors Helping Neighbors Fund (Non-Appropriated)	22.9	28.5	-	28.5
American Rescue Plan Act (Non-Appropriated)	41,539.1	146,350.6	(141,350.6)	5,000.0
Non-Appropriated Funds Total:	395,940.1	332,242.7	(141,350.6)	190,892.1
Aging and Adult Services Total:	455,078.4	415,380.4	(117,800.6)	297,579.8

**Program Budget Unit Summary of Expenditure and Budget Request
for All Funds**

Agency: Department of Economic Security

			FY 2024 Expenditure Plan	FY 2025 Funding Issue	FY 2025 Total Request
Program:	DEA-5-0	Aging and Adult Services			
Sub Program:	DEA-5-1	Aging and Adult Services			

Expenditure Categories

FTE	578.0	578.0	-	578.0
Personal Services	32,654.4	36,875.7	5,056.5	41,932.2
Employee Related Expenditures	13,124.1	15,524.9	2,257.0	17,781.9
Subtotal Personal Services and ERE	45,778.4	52,400.6	7,313.5	59,714.1
Professional & Outside Services	9,070.4	2,817.3	266.0	3,083.3
Travel In-State	47.3	32.0	14.2	46.2
Travel Out-Of-State	1.5	1.8	(1.1)	0.7
Food	-	-	-	-
Aid To Organizations & Individuals	-	-	1,000.0	1,000.0
Other Operating Expenditures	5,456.7	4,538.8	40.4	4,579.2
Capital Outlay	-	-	-	-
Capital Equipment	1,070.3	452.0	1,582.9	2,034.9
Non-Capital Equipment	1,291.6	173.9	190.9	364.8
Cost Allocation & Indirect Costs	-	-	-	-
Transfers-Out	-	-	-	-
Expenditure Categories Total:	62,716.1	60,416.4	10,406.8	70,823.2

Fund Source

Appropriated Funds				
General Fund (Appropriated)	24,215.2	32,934.6	23,000.0	55,934.6
Temporary Assistance for Needy Families (TANF) Fund (Appropriated)	253.4	253.4	-	253.4
Workforce Investment Grant Fund (Appropriated)	-	-	-	-
Appropriated Funds Total:	24,468.6	33,188.0	23,000.0	56,188.0
Non-Appropriated Funds				
Federal Grants Fund (Non-Appropriated)	36,289.3	14,635.2	-	14,635.2
American Rescue Plan Act (Non-Appropriated)	1,958.2	12,593.2	(12,593.2)	0.0
Non-Appropriated Funds Total:	38,247.5	27,228.4	(12,593.2)	14,635.2
Aging and Adult Services Total:	62,716.1	60,416.4	10,406.8	70,823.2

**Program Budget Unit Summary of Expenditure and Budget Request
for Selected Funds**

Agency: Department of Economic Security

	FY 2023 Actuals	FY 2024 Expenditure Plan	FY 2025 Funding Issue	FY 2025 Total Request
Program: DEA-5-0 Aging and Adult Services				
Fund: AA1000 General Fund				

Appropriated

Personal Services	14,807.5	21,170.5	12,258.6	33,429.1
Employee Related Expenditures	5,706.1	8,415.5	5,931.2	14,346.7
Subtotal Personal Services and ERE	20,513.6	29,586.0	18,189.8	47,775.8
Professional & Outside Services	891.3	834.4	570.0	1,404.4
Travel In-State	30.3	22.8	14.5	37.3
Travel Out-Of-State	0.1	-	-	-
Food	3.0	3.8	-	3.8
Aid To Organizations & Individuals	19,639.8	33,351.6	1,550.0	34,901.6
Other Operating Expenditures	1,819.3	2,041.4	1,409.4	3,450.8
Capital Outlay	-	-	-	-
Capital Equipment	867.9	389.1	1,582.9	1,972.0
Non-Capital Equipment	92.7	60.9	233.4	294.3
Cost Allocation & Indirect Costs	-	-	-	-
Transfers-Out	-	-	-	-
Expenditure Categories Total:	43,858.0	66,290.0	23,550.0	89,840.0
General Fund Total:	43,858.0	66,290.0	23,550.0	89,840.0

**Program Budget Unit Summary of Expenditure and Budget Request
for Selected Funds**

Agency: Department of Economic Security

	FY 2023 Actuals	FY 2024 Expenditure Plan	FY 2025 Funding Issue	FY 2025 Total Request
Program: DEA-5-0 Aging and Adult Services				
Fund: DE2000 Federal Grants Fund				

Non-Appropriated

Personal Services	16,589.7	8,377.1	-	8,377.1
Employee Related Expenditures	6,784.9	3,387.5	-	3,387.5
Subtotal Personal Services and ERE	23,374.6	11,764.6	-	11,764.6
Professional & Outside Services	8,062.5	1,604.4	-	1,604.4
Travel In-State	15.6	7.4	-	7.4
Travel Out-Of-State	1.4	0.7	-	0.7
Food	-	-	-	-
Aid To Organizations & Individuals	318,046.4	170,440.8	-	170,440.8
Other Operating Expenditures	3,435.6	1,124.7	-	1,124.7
Capital Outlay	-	-	-	-
Capital Equipment	201.9	62.9	-	62.9
Non-Capital Equipment	1,197.8	70.5	-	70.5
Cost Allocation & Indirect Costs	-	-	-	-
Transfers-Out	-	-	-	-
Expenditure Categories Total:	354,335.8	185,076.0	-	185,076.0
Federal Grants Fund Total:	354,335.8	185,076.0	-	185,076.0

**Program Budget Unit Summary of Expenditure and Budget Request
for Selected Funds**

Agency: Department of Economic Security

	FY 2023 Actuals	FY 2024 Expenditure Plan	FY 2025 Funding Issue	FY 2025 Total Request
Program: DEA-5-0 Aging and Adult Services				
Fund: DE2007 Temporary Assistance for Needy Families (TANF) Fund				

Appropriated

Personal Services	126.1	126.0	-	126.0
Employee Related Expenditures	47.7	47.7	-	47.7
Subtotal Personal Services and ERE	173.8	173.7	-	173.7
Professional & Outside Services	74.4	74.5	-	74.5
Travel In-State	1.5	1.5	-	1.5
Travel Out-Of-State	0.0	-	-	-
Food	-	-	-	-
Aid To Organizations & Individuals	12,494.0	12,494.0	-	12,494.0
Other Operating Expenditures	3.7	3.7	-	3.7
Capital Outlay	-	-	-	-
Capital Equipment	0.0	-	-	-
Non-Capital Equipment	0.0	-	-	-
Cost Allocation & Indirect Costs	-	-	-	-
Transfers-Out	-	-	-	-
Expenditure Categories Total:	12,747.4	12,747.4	-	12,747.4
Temporary Assistance for Needy Families (TANF) Fund Total:	12,747.4	12,747.4	-	12,747.4

Program Budget Unit Summary of Expenditure and Budget Request for Selected Funds

Agency: Department of Economic Security

	FY 2023 Actuals	FY 2024 Expenditure Plan	FY 2025 Funding Issue	FY 2025 Total Request
Program: DEA-5-0 Aging and Adult Services				
Fund: DE2010 Workforce Investment Grant Fund				

Appropriated

Personal Services	-	-	-	-
Employee Related Expenditures	-	-	-	-
Subtotal Personal Services and ERE	-	-	-	-
Professional & Outside Services	-	-	-	-
Travel In-State	-	-	-	-
Travel Out-Of-State	-	-	-	-
Food	-	-	-	-
Aid To Organizations & Individuals	-	-	-	-
Other Operating Expenditures	-	-	-	-
Capital Outlay	-	-	-	-
Capital Equipment	-	-	-	-
Non-Capital Equipment	-	-	-	-
Cost Allocation & Indirect Costs	-	-	-	-
Transfers-Out	-	-	-	-
Expenditure Categories Total:	-	-	-	-
Workforce Investment Grant Fund Total:	-	-	-	-

Program Budget Unit Summary of Expenditure and Budget Request for Selected Funds

Agency: Department of Economic Security

			FY 2023 Actuals	FY 2024 Expenditure Plan	FY 2025 Funding Issue	FY 2025 Total Request
Program:	DEA-5-0	Aging and Adult Services				
Fund:	DE2066	Special Administration Fund				

Appropriated

Personal Services	-	-	-	-
Employee Related Expenditures	-	-	-	-
Subtotal Personal Services and ERE	-	-	-	-
Professional & Outside Services	-	-	-	-
Travel In-State	-	-	-	-
Travel Out-Of-State	-	-	-	-
Food	-	-	-	-
Aid To Organizations & Individuals	100.0	100.0	-	100.0
Other Operating Expenditures	-	-	-	-
Capital Outlay	-	-	-	-
Capital Equipment	-	-	-	-
Non-Capital Equipment	-	-	-	-
Cost Allocation & Indirect Costs	-	-	-	-
Transfers-Out	-	-	-	-
Expenditure Categories Total:	100.0	100.0	-	100.0
Special Administration Fund Total:	100.0	100.0	-	100.0

**Program Budget Unit Summary of Expenditure and Budget Request
for Selected Funds**

Agency: Department of Economic Security

			FY 2023 Actuals	FY 2024 Expenditure Plan	FY 2025 Funding Issue	FY 2025 Total Request
Program:	DEA-5-0	Aging and Adult Services				
Fund:	DE2160	Domestic Violence Services Fund				

Appropriated

Personal Services	-	-	-	-	-
Employee Related Expenditures	-	-	-	-	-
Subtotal Personal Services and ERE	-	-	-	-	-
Professional & Outside Services	-	-	-	-	-
Travel In-State	-	-	-	-	-
Travel Out-Of-State	-	-	-	-	-
Food	-	-	-	-	-
Aid To Organizations & Individuals	2,432.8	4,000.3	-	-	4,000.3
Other Operating Expenditures	-	-	-	-	-
Capital Outlay	-	-	-	-	-
Capital Equipment	-	-	-	-	-
Non-Capital Equipment	-	-	-	-	-
Cost Allocation & Indirect Costs	-	-	-	-	-
Transfers-Out	-	-	-	-	-
Expenditure Categories Total:	2,432.8	4,000.3	-	-	4,000.3
Domestic Violence Services Fund Total:	2,432.8	4,000.3	-	-	4,000.3

Program Budget Unit Summary of Expenditure and Budget Request for Selected Funds

Agency: Department of Economic Security

			FY 2023 Actuals	FY 2024 Expenditure Plan	FY 2025 Funding Issue	FY 2025 Total Request
Program:	DEA-5-0	Aging and Adult Services				
Fund:	DE2190	Sexual Violence Service Fund				

Appropriated

Personal Services	-	-	-	-
Employee Related Expenditures	-	-	-	-
Subtotal Personal Services and ERE	-	-	-	-
Professional & Outside Services	-	-	-	-
Travel In-State	-	-	-	-
Travel Out-Of-State	-	-	-	-
Food	-	-	-	-
Aid To Organizations & Individuals	-	-	-	-
Other Operating Expenditures	-	-	-	-
Capital Outlay	-	-	-	-
Capital Equipment	-	-	-	-
Non-Capital Equipment	-	-	-	-
Cost Allocation & Indirect Costs	-	-	-	-
Transfers-Out	-	-	-	-
Expenditure Categories Total:	-	-	-	-
Sexual Violence Service Fund Total:	-	-	-	-

Program Budget Unit Summary of Expenditure and Budget Request for Selected Funds

Agency: Department of Economic Security

			FY 2023 Actuals	FY 2024 Expenditure Plan	FY 2025 Funding Issue	FY 2025 Total Request
Program:	DEA-5-0	Aging and Adult Services				
Fund:	DE2347	Family Caregiver Grant Fund				

Non-Appropriated

Personal Services	-	-	-	-
Employee Related Expenditures	-	-	-	-
Subtotal Personal Services and ERE	-	-	-	-
Professional & Outside Services	-	-	-	-
Travel In-State	-	-	-	-
Travel Out-Of-State	-	-	-	-
Food	-	-	-	-
Aid To Organizations & Individuals	42.4	787.6	-	787.6
Other Operating Expenditures	-	-	-	-
Capital Outlay	-	-	-	-
Capital Equipment	-	-	-	-
Non-Capital Equipment	-	-	-	-
Cost Allocation & Indirect Costs	-	-	-	-
Transfers-Out	-	-	-	-
Expenditure Categories Total:	42.4	787.6	-	787.6
Family Caregiver Grant Fund Total:	42.4	787.6	-	787.6

Program Budget Unit Summary of Expenditure and Budget Request for Selected Funds

Agency: Department of Economic Security

			FY 2024	FY 2025 Funding	FY 2025
	FY 2023 Actuals	Expenditure Plan	Issue	Total Request	
Program:	DEA-5-0	Aging and Adult Services			
Fund:	DE2348	Neighbors Helping Neighbors Fund			

Non-Appropriated

Personal Services	-	-	-	-
Employee Related Expenditures	-	-	-	-
Subtotal Personal Services and ERE	-	-	-	-
Professional & Outside Services	-	-	-	-
Travel In-State	-	-	-	-
Travel Out-Of-State	-	-	-	-
Food	-	-	-	-
Aid To Organizations & Individuals	22.9	28.5	-	28.5
Other Operating Expenditures	-	-	-	-
Capital Outlay	-	-	-	-
Capital Equipment	-	-	-	-
Non-Capital Equipment	-	-	-	-
Cost Allocation & Indirect Costs	-	-	-	-
Transfers-Out	-	-	-	-
Expenditure Categories Total:	22.9	28.5	-	28.5
Neighbors Helping Neighbors Fund Total:	22.9	28.5	-	28.5

**Program Budget Unit Summary of Expenditure and Budget Request
for Selected Funds**

Agency: Department of Economic Security

			FY 2024	FY 2025 Funding	FY 2025
		FY 2023 Actuals	Expenditure Plan	Issue	Total Request
Program:	DEA-5-0 Aging and Adult Services				
Fund:	DE2985 American Rescue Plan Act				

Non-Appropriated

Personal Services	1,131.1	7,202.1	-	7,202.1
Employee Related Expenditures	585.3	3,674.2	-	3,674.2
Subtotal Personal Services and ERE	1,716.4	10,876.3	-	10,876.3
Professional & Outside Services	42.1	304.0	-	304.0
Travel In-State	0.0	0.3	-	0.3
Travel Out-Of-State	0.0	1.1	-	1.1
Food	-	-	-	-
Aid To Organizations & Individuals	39,580.9	133,757.4	-	133,757.4
Other Operating Expenditures	198.1	1,369.0	-	1,369.0
Capital Outlay	-	-	-	-
Capital Equipment	0.5	-	-	-
Non-Capital Equipment	1.1	42.5	-	42.5
Cost Allocation & Indirect Costs	-	-	-	-
Transfers-Out	-	-	-	-
Expenditure Categories Total:	41,539.1	146,350.6	-	146,350.6
American Rescue Plan Act Total:	41,539.1	146,350.6	-	146,350.6
Program Total for Select Funds:	455,078.4	415,380.4	23,550.0	438,930.4

**Program Budget Unit Summary of Expenditure and Budget Request
for Selected Funds**

Agency: Department of Economic Security

	<u>FY 2023 Actuals</u>	<u>FY 2024 Expenditure Plan</u>	<u>FY 2025 Funding Issue</u>	<u>FY 2025 Total Request</u>
Program: DEA-5-0 Aging and Adult Services				
Sub Program: DEA-5-1 Aging and Adult Services				
Fund: AA1000 General Fund				

Appropriated

Personal Services	14,807.5	21,170.5	12,258.6	33,429.1
Employee Related Expenditures	5,706.1	8,415.5	5,931.2	14,346.7
Subtotal Personal Services and ERE	20,513.6	29,586.0	18,189.8	47,775.8
Professional & Outside Services	891.3	834.4	570.0	1,404.4
Travel In-State	30.3	22.8	14.5	37.3
Travel Out-Of-State	0.1	-	-	-
Food	-	-	-	-
Aid To Organizations & Individuals	-	-	1,000.0	1,000.0
Other Operating Expenditures	1,819.3	2,041.4	1,409.4	3,450.8
Capital Outlay	-	-	-	-
Capital Equipment	867.9	389.1	1,582.9	1,972.0
Non-Capital Equipment	92.7	60.9	233.4	294.3
Cost Allocation & Indirect Costs	-	-	-	-
Transfers-Out	-	-	-	-
Expenditure Categories Total:	24,215.2	32,934.6	23,000.0	55,934.6
General Fund Total:	24,215.2	32,934.6	23,000.0	55,934.6

**Program Budget Unit Summary of Expenditure and Budget Request
for Selected Funds**

Agency: Department of Economic Security

	<u>FY 2023 Actuals</u>	<u>FY 2024 Expenditure Plan</u>	<u>FY 2025 Funding Issue</u>	<u>FY 2025 Total Request</u>
Program: DEA-5-0 Aging and Adult Services				
Sub Program: DEA-5-1 Aging and Adult Services				
Fund: DE2000 Federal Grants Fund				

Non-Appropriated

Personal Services	16,589.7	8,377.1	-	8,377.1
Employee Related Expenditures	6,784.9	3,387.5	-	3,387.5
Subtotal Personal Services and ERE	23,374.6	11,764.6	-	11,764.6
Professional & Outside Services	8,062.5	1,604.4	-	1,604.4
Travel In-State	15.6	7.4	-	7.4
Travel Out-Of-State	1.4	0.7	-	0.7
Food	-	-	-	-
Aid To Organizations & Individuals	-	-	-	-
Other Operating Expenditures	3,435.6	1,124.7	-	1,124.7
Capital Outlay	-	-	-	-
Capital Equipment	201.9	62.9	-	62.9
Non-Capital Equipment	1,197.8	70.5	-	70.5
Cost Allocation & Indirect Costs	-	-	-	-
Transfers-Out	-	-	-	-
Expenditure Categories Total:	36,289.3	14,635.2	-	14,635.2
Federal Grants Fund Total:	36,289.3	14,635.2	-	14,635.2

**Program Budget Unit Summary of Expenditure and Budget Request
for Selected Funds**

Agency: Department of Economic Security

	<u>FY 2023 Actuals</u>	<u>FY 2024 Expenditure Plan</u>	<u>FY 2025 Funding Issue</u>	<u>FY 2025 Total Request</u>
Program: DEA-5-0 Aging and Adult Services				
Sub Program: DEA-5-1 Aging and Adult Services				
Fund: DE2007 Temporary Assistance for Needy Families (TANF) Fund				

Appropriated

Personal Services	126.1	126.0	-	126.0
Employee Related Expenditures	47.7	47.7	-	47.7
Subtotal Personal Services and ERE	173.8	173.7	-	173.7
Professional & Outside Services	74.4	74.5	-	74.5
Travel In-State	1.5	1.5	-	1.5
Travel Out-Of-State	0.0	-	-	-
Food	-	-	-	-
Aid To Organizations & Individuals	-	-	-	-
Other Operating Expenditures	3.7	3.7	-	3.7
Capital Outlay	-	-	-	-
Capital Equipment	0.0	-	-	-
Non-Capital Equipment	0.0	-	-	-
Cost Allocation & Indirect Costs	-	-	-	-
Transfers-Out	-	-	-	-
Expenditure Categories Total:	253.4	253.4	-	253.4
Temporary Assistance for Needy Families (TANF) Fund Total:	253.4	253.4	-	253.4

**Program Budget Unit Summary of Expenditure and Budget Request
for Selected Funds**

Agency:	Department of Economic Security
----------------	---------------------------------

	<u>FY 2023 Actuals</u>	<u>FY 2024 Expenditure Plan</u>	<u>FY 2025 Funding Issue</u>	<u>FY 2025 Total Request</u>
Program:	DEA-5-0	Aging and Adult Services		
Sub Program:	DEA-5-1	Aging and Adult Services		
Fund:	DE2010	Workforce Investment Grant Fund		

Appropriated

Personal Services	-	-	-	-
Employee Related Expenditures	-	-	-	-
Subtotal Personal Services and ERE	-	-	-	-
Professional & Outside Services	-	-	-	-
Travel In-State	-	-	-	-
Travel Out-Of-State	-	-	-	-
Food	-	-	-	-
Aid To Organizations & Individuals	-	-	-	-
Other Operating Expenditures	-	-	-	-
Capital Outlay	-	-	-	-
Capital Equipment	-	-	-	-
Non-Capital Equipment	-	-	-	-
Cost Allocation & Indirect Costs	-	-	-	-
Transfers-Out	-	-	-	-
Expenditure Categories Total:	-	-	-	-
Workforce Investment Grant Fund Total:	-	-	-	-

**Program Budget Unit Summary of Expenditure and Budget Request
for Selected Funds**

Agency:	Department of Economic Security
----------------	---------------------------------

	<u>FY 2023 Actuals</u>	<u>FY 2024 Expenditure Plan</u>	<u>FY 2025 Funding Issue</u>	<u>FY 2025 Total Request</u>
Program:	DEA-5-0	Aging and Adult Services		
Sub Program:	DEA-5-1	Aging and Adult Services		
Fund:	DE2985	American Rescue Plan Act		

Non-Appropriated

Personal Services	1,131.1	7,202.1	-	7,202.1
Employee Related Expenditures	585.3	3,674.2	-	3,674.2
Subtotal Personal Services and ERE	1,716.4	10,876.3	-	10,876.3
Professional & Outside Services	42.1	304.0	-	304.0
Travel In-State	0.0	0.3	-	0.3
Travel Out-Of-State	0.0	1.1	-	1.1
Food	-	-	-	-
Aid To Organizations & Individuals	-	-	-	-
Other Operating Expenditures	198.1	1,369.0	-	1,369.0
Capital Outlay	-	-	-	-
Capital Equipment	0.5	-	-	-
Non-Capital Equipment	1.1	42.5	-	42.5
Cost Allocation & Indirect Costs	-	-	-	-
Transfers-Out	-	-	-	-
Expenditure Categories Total:	1,958.2	12,593.2	-	12,593.2
American Rescue Plan Act Total:	1,958.2	12,593.2	-	12,593.2
Sub Program Total for Select Funds:	62,716.1	60,416.4	23,000.0	83,416.4

Program Expenditure Schedule

Agency: Department of Economic Security

	FY 2023 Actuals	FY 2024 Expenditure Plan	FY 2025 Funding Issue	FY 2025 Total Request
Program: DEA-5-0 Aging and Adult Services				
FTE				
FTE	578.0	578.0	-	578.0
Expenditure Category Total:	-	-	-	-
Fund Source				
Appropriated Funds				
AA1000 General Fund (Appropriated)	236.6	236.6	-	236.6
DE2007 Temporary Assistance for Needy Families (TANF) Fund (Appropriated)	3.0	3.0	-	3.0
Appropriated Funds Total:	239.6	239.6	-	239.6
Non-Appropriated Funds				
DE2000 Federal Grants Fund (Non-Appropriated)	338.4	338.4	-	338.4
Non-Appropriated Funds Total:	338.4	338.4	-	338.4
Fund Source Total:	578.0	578.0	-	578.0
Personal Services				
Personal Services	32,654.4	36,875.7	5,056.5	41,932.2
Expenditure Category Total:	32,654.4	36,875.7	5,056.5	41,932.2
Fund Source				
Appropriated Funds				
AA1000 General Fund (Appropriated)	14,807.5	21,170.5	12,258.6	33,429.1
DE2007 Temporary Assistance for Needy Families (TANF) Fund (Appropriated)	126.1	126.0	-	126.0
Appropriated Funds Total:	14,933.6	21,296.5	12,258.6	33,555.1
Non-Appropriated Funds				
DE2000 Federal Grants Fund (Non-Appropriated)	16,589.7	8,377.1	-	8,377.1
DE2985 American Rescue Plan Act (Non-Appropriated)	1,131.1	7,202.1	(7,202.1)	-
Non-Appropriated Funds Total:	17,720.8	15,579.2	(7,202.1)	8,377.1
Fund Source Total:	32,654.4	36,875.7	5,056.5	41,932.2
Employee Related Expenditures				
Employee Related Expenses	-	-	2,257.0	2,257.0
FICA Taxes	1,911.0	2,548.3	-	2,548.3
Medical Insurance	4,737.9	6,353.0	-	6,353.0

Program Expenditure Schedule

Agency: Department of Economic Security

	FY 2023 Actuals	FY 2024 Expenditure Plan	FY 2025 Funding Issue	FY 2025 Total Request
Program: DEA-5-0 Aging and Adult Services				
Basic Life	3.1	4.2	-	4.2
Long-Term Disability (ASRS)	32.8	44.1	-	44.1
Unemployment Compensation & Other State' Taxes	2.3	0.9	-	0.9
Dental Insurance	36.5	49.3	-	49.3
Workers' Compensation	150.0	192.9	-	192.9
Arizona State Retirement System	2,816.9	3,790.5	-	3,790.5
Alternate Retirement Contributions – Contracted Retirees	4.9	5.1	-	5.1
Alternate Retirement Contributions – Reemployed Retirees	21.4	27.3	-	27.3
Personnel Board Pro-Rata Charges	222.7	297.0	-	297.0
Information Technology Pro Rata Charge	149.7	202.3	-	202.3
Accumulated Sick Leave Fund Charge	103.4	138.0	-	138.0
ERE Excluded from Cost Allocation	2,220.5	840.2	-	840.2
Other Employee Related Expenditures	710.9	1,031.8	-	1,031.8
Expenditure Category Total:	13,124.1	15,524.9	2,257.0	17,781.9

Fund Source

Appropriated Funds

AA1000	General Fund (Appropriated)	5,706.1	8,415.5	5,931.2	14,346.7
DE2007	Temporary Assistance for Needy Families (TANF) Fund (Appropriated)	47.7	47.7	-	47.7
DE2010	Workforce Investment Grant Fund (Appropriated)	-	-	-	-
Appropriated Funds Total:		5,753.8	8,463.2	5,931.2	14,394.4

Non-Appropriated Funds

DE2000	Federal Grants Fund (Non-Appropriated)	6,784.9	3,387.5	-	3,387.5
DE2985	American Rescue Plan Act (Non- Appropriated)	585.3	3,674.2	(3,674.2)	(0.0)
Non-Appropriated Funds Total:		7,370.2	7,061.7	(3,674.2)	3,387.5
Fund Source Total:		13,124.1	15,524.9	2,257.0	17,781.9

Professional & Outside Services

Professional and Outside Services	-	-	266.0	266.0
Other External Financial Services	0.0	-	-	-
Temporary Agency Services	1,208.5	1,099.6	-	1,099.6
Education & Training	12.6	5.5	-	5.5

Program Expenditure Schedule

Agency: Department of Economic Security

	FY 2023 Actuals	FY 2024 Expenditure Plan	FY 2025 Funding Issue	FY 2025 Total Request
Program: DEA-5-0 Aging and Adult Services				
Professional & Outside Services Excluded from Cost Allocation	0.0	-	-	-
Other Professional & Outside Services	7,849.2	1,712.2	-	1,712.2
Expenditure Category Total:	9,070.4	2,817.3	266.0	3,083.3

Fund Source

Appropriated Funds				
AA1000 General Fund (Appropriated)	891.3	834.4	570.0	1,404.4
DE2007 Temporary Assistance for Needy Families (TANF) Fund (Appropriated)	74.4	74.5	-	74.5
DE2010 Workforce Investment Grant Fund (Appropriated)	-	-	-	-
Appropriated Funds Total:	965.8	908.9	570.0	1,478.9
Non-Appropriated Funds				
DE2000 Federal Grants Fund (Non-Appropriated)	8,062.5	1,604.4	-	1,604.4
DE2985 American Rescue Plan Act (Non-Appropriated)	42.1	304.0	(304.0)	-
Non-Appropriated Funds Total:	8,104.6	1,908.4	(304.0)	1,604.4
Fund Source Total:	9,070.4	2,817.3	266.0	3,083.3

Travel In-State

Travel In-State	-	-	14.2	14.2
Mileage - Private Vehicle	9.4	6.6	-	6.6
Lodging	36.2	24.2	-	24.2
Meals with Overnight Stay	1.5	0.8	-	0.8
Meals without Overnight Stay	0.1	-	-	-
Other Miscellaneous In- State Travel	0.1	0.4	-	0.4
Expenditure Category Total:	47.3	32.0	14.2	46.2

Fund Source

Appropriated Funds				
AA1000 General Fund (Appropriated)	30.3	22.8	14.5	37.3
DE2007 Temporary Assistance for Needy Families (TANF) Fund (Appropriated)	1.5	1.5	-	1.5
Appropriated Funds Total:	31.7	24.3	14.5	38.8

Program Expenditure Schedule

Agency: Department of Economic Security

		FY 2023 Actuals	FY 2024 Expenditure Plan	FY 2025 Funding Issue	FY 2025 Total Request
Program: DEA-5-0 Aging and Adult Services					
Non-Appropriated Funds					
DE2000	Federal Grants Fund (Non-Appropriated)	15.6	7.4	-	7.4
DE2985	American Rescue Plan Act (Non-Appropriated)	0.0	0.3	(0.3)	-
	Non-Appropriated Funds Total:	15.6	7.7	(0.3)	7.4
	Fund Source Total:	47.3	32.0	14.2	46.2

Travel Out-Of-State

	Travel Out of State	-	-	(1.1)	(1.1)
	Airfare and Other Common Carrier Charges	0.0	-	-	-
	Lodging Out-of-State	0.5	0.4	-	0.4
	Meals with Overnight Stay	0.7	0.2	-	0.2
	Other Miscellaneous Out-of- State Travel	0.2	1.2	-	1.2
	Expenditure Category Total:	1.5	1.8	(1.1)	0.7

Fund Source

Appropriated Funds

AA1000	General Fund (Appropriated)	0.1	-	-	-
DE2007	Temporary Assistance for Needy Families (TANF) Fund (Appropriated)	0.0	-	-	-
	Appropriated Funds Total:	0.1	-	-	-

Non-Appropriated Funds

DE2000	Federal Grants Fund (Non-Appropriated)	1.4	0.7	-	0.7
DE2985	American Rescue Plan Act (Non-Appropriated)	0.0	1.1	(1.1)	-
	Non-Appropriated Funds Total:	1.4	1.8	(1.1)	0.7
	Fund Source Total:	1.5	1.8	(1.1)	0.7

Food

	Food	3.0	3.8	-	3.8
	Expenditure Category Total:	3.0	3.8	-	3.8

Fund Source

Appropriated Funds

AA1000	General Fund (Appropriated)	3.0	3.8	-	3.8
	Appropriated Funds Total:	3.0	3.8	-	3.8

Program Expenditure Schedule

Agency: Department of Economic Security

	FY 2023 Actuals	FY 2024 Expenditure Plan	FY 2025 Funding Issue	FY 2025 Total Request
Program: DEA-5-0 Aging and Adult Services				
Fund Source Total:	3.0	3.8	-	3.8

Aid To Organizations & Individuals

Aid to Organizations and Individuals	-	(5,522.4)	(132,207.4)	(137,729.8)
Aid to Counties	6,227.9	7,477.4	-	7,477.4
Aid to Municipalities	10,982.0	13,233.5	-	13,233.5
Aid to Other Governments	25,890.8	29,345.9	-	29,345.9
Aid to Public Primary and Secondary Schools and School Districts.	199.8	299.7	-	299.7
Aid to Other Organizations	108,142.7	164,342.2	-	164,342.2
Payments to Providers of Other Medical and Health Services	671.1	1,006.6	-	1,006.6
Direct Public Assistance	222,554.7	144,265.7	-	144,265.7
Social Services	2.6	3.3	-	3.3
Amounts Paid Directly to Service Providers contracted by the State to Provide Aid on behalf of Individuals	17,687.5	508.3	-	508.3
Expenditure Category Total:	392,359.2	354,960.2	(132,207.4)	222,752.8

Fund Source

Appropriated Funds

AA1000	General Fund (Appropriated)	19,639.8	33,351.6	1,550.0	34,901.6
DE2007	Temporary Assistance for Needy Families (TANF) Fund (Appropriated)	12,494.0	12,494.0	-	12,494.0
DE2066	Special Administration Fund (Appropriated)	100.0	100.0	-	100.0
DE2160	Domestic Violence Services Fund (Appropriated)	2,432.8	4,000.3	-	4,000.3
DE2190	Sexual Violence Service Fund (Appropriated)	-	-	-	-
Appropriated Funds Total:		34,666.6	49,945.9	1,550.0	51,495.9

Non-Appropriated Funds

DE2000	Federal Grants Fund (Non-Appropriated)	318,046.4	170,440.8	-	170,440.8
DE2347	Family Caregiver Grant Fund (Non-Appropriated)	42.4	787.6	-	787.6
DE2348	Neighbors Helping Neighbors Fund (Non-Appropriated)	22.9	28.5	-	28.5
DE2985	American Rescue Plan Act (Non-Appropriated)	39,580.9	133,757.4	(133,757.4)	(0.0)
Non-Appropriated Funds Total:		357,692.6	305,014.3	(133,757.4)	171,256.9

Program Expenditure Schedule

Agency: Department of Economic Security

	FY 2023 Actuals	FY 2024 Expenditure Plan	FY 2025 Funding Issue	FY 2025 Total Request
Program: DEA-5-0 Aging and Adult Services				
Fund Source Total:	392,359.2	354,960.2	(132,207.4)	222,752.8

Other Operating Expenditures

Other Operating Expenses	-	-	40.4	40.4
Other Operating Expenditures Excluded from Cost Allocation	186.1	20.3	-	20.3
External Telecommunications Charges	454.3	445.3	-	445.3
Building Rent Charges to State Agencies	15.0	16.9	-	16.9
Miscellaneous Rent	18.3	13.3	-	13.3
Repair & Maintenance - Buildings	7.8	7.2	-	7.2
Repair & Maintenance - Vehicles	412.5	457.8	-	457.8
Repair & Maintenance - Other	1.0	1.4	-	1.4
Software Support, Maintenance Short-term Licensing	788.5	2,019.8	-	2,019.8
Office Supplies	59.8	47.6	-	47.6
Automotive and Transportation Fuels	33.5	35.8	-	35.8
Employee Tuition Reimbursement	18.0	30.4	-	30.4
Conference Registration / Attendance Fees	3.0	2.9	-	2.9
Other Education & Training Costs	0.9	0.5	-	0.5
Advertising	2,455.4	315.1	-	315.1
Sponsorships	4.7	0.5	-	0.5
External Printing	25.1	35.6	-	35.6
Postage & Delivery	82.5	59.2	-	59.2
Document Shredding and Destruction Services	1.4	0.8	-	0.8
Translation and sign language services	3.9	0.4	-	0.4
Awards	0.2	-	-	-
Dues	23.0	24.3	-	24.3
Books, Subscriptions & Publications	0.4	2.1	-	2.1
Fingerprinting, Background Checks, Etc.	14.3	13.4	-	13.4
Other Miscellaneous Operating	846.9	988.2	-	988.2
Expenditure Category Total:	5,456.7	4,538.8	40.4	4,579.2

Fund Source

Appropriated Funds

AA1000	General Fund (Appropriated)	1,819.3	2,041.4	1,409.4	3,450.8
--------	-----------------------------	---------	---------	---------	---------

Program Expenditure Schedule

Agency: Department of Economic Security

		FY 2023 Actuals	FY 2024 Expenditure Plan	FY 2025 Funding Issue	FY 2025 Total Request
Program: DEA-5-0 Aging and Adult Services					
DE2007	Temporary Assistance for Needy Families (TANF) Fund (Appropriated)	3.7	3.7	-	3.7
DE2010	Workforce Investment Grant Fund (Appropriated)	-	-	-	-
Appropriated Funds Total:		1,823.0	2,045.1	1,409.4	3,454.5
Non-Appropriated Funds					
DE2000	Federal Grants Fund (Non-Appropriated)	3,435.6	1,124.7	-	1,124.7
DE2985	American Rescue Plan Act (Non-Appropriated)	198.1	1,369.0	(1,369.0)	(0.0)
Non-Appropriated Funds Total:		3,633.7	2,493.7	(1,369.0)	1,124.7
Fund Source Total:		5,456.7	4,538.8	40.4	4,579.2

Capital Equipment

Capital Equipment	-	-	1,582.9	1,582.9
Vehicles – Capital Purchase	1,069.8	452.0	-	452.0
Other Capital Asset Purchases	0.5	-	-	-
Expenditure Category Total:	1,070.3	452.0	1,582.9	2,034.9

Fund Source

Appropriated Funds					
AA1000	General Fund (Appropriated)	867.9	389.1	1,582.9	1,972.0
DE2007	Temporary Assistance for Needy Families (TANF) Fund (Appropriated)	0.0	-	-	-
Appropriated Funds Total:		867.9	389.1	1,582.9	1,972.0
Non-Appropriated Funds					
DE2000	Federal Grants Fund (Non-Appropriated)	201.9	62.9	-	62.9
DE2985	American Rescue Plan Act (Non-Appropriated)	0.5	-	-	-
Non-Appropriated Funds Total:		202.4	62.9	-	62.9
Fund Source Total:		1,070.3	452.0	1,582.9	2,034.9

Non-Capital Equipment

Non-Capital Resources	-	-	190.9	190.9
Furniture - Non-Capital Purchase	35.7	53.9	-	53.9
Computer Equipment – Non-Capitalized Purchases	330.6	44.7	-	44.7
Telecommunications Equipment - Non-Capital Purchase	29.1	0.8	-	0.8

Program Expenditure Schedule

Agency: Department of Economic Security

	FY 2023 Actuals	FY 2024 Expenditure Plan	FY 2025 Funding Issue	FY 2025 Total Request
Program: DEA-5-0 Aging and Adult Services				
Other Equipment - Non- Capital Purchase	33.6	53.3	-	53.3
Purchased or licensed software / website	853.0	20.9	-	20.9
Non-Capital Equipment Excluded from Cost Allocation	9.6	0.3	-	0.3
Expenditure Category Total:	1,291.6	173.9	190.9	364.8

Fund Source

Appropriated Funds

AA1000 General Fund (Appropriated)	92.7	60.9	233.4	294.3
DE2007 Temporary Assistance for Needy Families (TANF) Fund (Appropriated)	0.0	-	-	-
Appropriated Funds Total:	92.7	60.9	233.4	294.3

Non-Appropriated Funds

DE2000 Federal Grants Fund (Non-Appropriated)	1,197.8	70.5	-	70.5
DE2985 American Rescue Plan Act (Non-Appropriated)	1.1	42.5	(42.5)	-
Non-Appropriated Funds Total:	1,198.9	113.0	(42.5)	70.5
Fund Source Total:	1,291.6	173.9	190.9	364.8

Sub Program: DEA-5-1 Aging and Adult Services

FTE

FTE	578.0	578.0	-	578.0
Expenditure Category Total:	-	-	-	-

Fund Source

Appropriated Funds

AA1000 General Fund (Appropriated)	236.6	236.6	-	236.6
DE2007 Temporary Assistance for Needy Families (TANF) Fund (Appropriated)	3.0	3.0	-	3.0
Appropriated Funds Total:	239.6	239.6	-	239.6

Non-Appropriated Funds

DE2000 Federal Grants Fund (Non-Appropriated)	338.4	338.4	-	338.4
Non-Appropriated Funds Total:	338.4	338.4	-	338.4
Fund Source Total:	578.0	578.0	-	578.0

Personal Services

Program Expenditure Schedule

Agency: Department of Economic Security

	FY 2023 Actuals	FY 2024 Expenditure Plan	FY 2025 Funding Issue	FY 2025 Total Request
Program: DEA-5-0 Aging and Adult Services				
Sub Program: DEA-5-1 Aging and Adult Services				
Personal Services	32,654.4	36,875.7	5,056.5	41,932.2
Expenditure Category Total:	32,654.4	36,875.7	5,056.5	41,932.2

Fund Source

Appropriated Funds

AA1000	General Fund (Appropriated)	14,807.5	21,170.5	12,258.6	33,429.1
DE2007	Temporary Assistance for Needy Families (TANF) Fund (Appropriated)	126.1	126.0	-	126.0
Appropriated Funds Total:		14,933.6	21,296.5	12,258.6	33,555.1

Non-Appropriated Funds

DE2000	Federal Grants Fund (Non-Appropriated)	16,589.7	8,377.1	-	8,377.1
DE2985	American Rescue Plan Act (Non-Appropriated)	1,131.1	7,202.1	(7,202.1)	-
Non-Appropriated Funds Total:		17,720.8	15,579.2	(7,202.1)	8,377.1
Fund Source Total:		32,654.4	36,875.7	5,056.5	41,932.2

Employee Related Expenditures

Employee Related Expenses	-	-	2,257.0	2,257.0
FICA Taxes	1,911.0	2,548.3	-	2,548.3
Medical Insurance	4,737.9	6,353.0	-	6,353.0
Basic Life	3.1	4.2	-	4.2
Long-Term Disability (ASRS)	32.8	44.1	-	44.1
Unemployment Compensation & Other State' Taxes	2.3	0.9	-	0.9
Dental Insurance	36.5	49.3	-	49.3
Workers' Compensation	150.0	192.9	-	192.9
Arizona State Retirement System	2,816.9	3,790.5	-	3,790.5
Alternate Retirement Contributions – Contracted Retirees	4.9	5.1	-	5.1
Alternate Retirement Contributions – Reemployed Retirees	21.4	27.3	-	27.3
Personnel Board Pro-Rata Charges	222.7	297.0	-	297.0
Information Technology Pro Rata Charge	149.7	202.3	-	202.3
Accumulated Sick Leave Fund Charge	103.4	138.0	-	138.0
ERE Excluded from Cost Allocation	2,220.5	840.2	-	840.2
Other Employee Related Expenditures	710.9	1,031.8	-	1,031.8

Program Expenditure Schedule

Agency: Department of Economic Security

	FY 2023 Actuals	FY 2024 Expenditure Plan	FY 2025 Funding Issue	FY 2025 Total Request
--	--------------------	--------------------------------	-----------------------------	-----------------------------

Program: DEA-5-0 Aging and Adult Services

Sub Program: DEA-5-1 Aging and Adult Services

Expenditure Category Total:	13,124.1	15,524.9	2,257.0	17,781.9
------------------------------------	----------	----------	---------	----------

Fund Source

Appropriated Funds

AA1000	General Fund (Appropriated)	5,706.1	8,415.5	5,931.2	14,346.7
DE2007	Temporary Assistance for Needy Families (TANF) Fund (Appropriated)	47.7	47.7	-	47.7
DE2010	Workforce Investment Grant Fund (Appropriated)	-	-	-	-
Appropriated Funds Total:		5,753.8	8,463.2	5,931.2	14,394.4

Non-Appropriated Funds

DE2000	Federal Grants Fund (Non-Appropriated)	6,784.9	3,387.5	-	3,387.5
DE2985	American Rescue Plan Act (Non-Appropriated)	585.3	3,674.2	(3,674.2)	(0.0)
Non-Appropriated Funds Total:		7,370.2	7,061.7	(3,674.2)	3,387.5
Fund Source Total:		13,124.1	15,524.9	2,257.0	17,781.9

Professional & Outside Services

	Professional and Outside Services	-	-	266.0	266.0
	Other External Financial Services	0.0	-	-	-
	Temporary Agency Services	1,208.5	1,099.6	-	1,099.6
	Education & Training	12.6	5.5	-	5.5
	Professional & Outside Services Excluded from Cost Allocation	0.0	-	-	-
	Other Professional & Outside Services	7,849.2	1,712.2	-	1,712.2
Expenditure Category Total:		9,070.4	2,817.3	266.0	3,083.3

Fund Source

Appropriated Funds

AA1000	General Fund (Appropriated)	891.3	834.4	570.0	1,404.4
DE2007	Temporary Assistance for Needy Families (TANF) Fund (Appropriated)	74.4	74.5	-	74.5
DE2010	Workforce Investment Grant Fund (Appropriated)	-	-	-	-
Appropriated Funds Total:		965.8	908.9	570.0	1,478.9

Program Expenditure Schedule

Agency: Department of Economic Security

	FY 2023 Actuals	FY 2024 Expenditure Plan	FY 2025 Funding Issue	FY 2025 Total Request
--	--------------------	--------------------------------	-----------------------------	-----------------------------

Program: DEA-5-0 Aging and Adult Services

Sub Program: DEA-5-1 Aging and Adult Services

Non-Appropriated Funds

DE2000	Federal Grants Fund (Non-Appropriated)	8,062.5	1,604.4	-	1,604.4
DE2985	American Rescue Plan Act (Non-Appropriated)	42.1	304.0	(304.0)	-
Non-Appropriated Funds Total:		8,104.6	1,908.4	(304.0)	1,604.4
Fund Source Total:		9,070.4	2,817.3	266.0	3,083.3

Travel In-State

Travel In-State		-	-	14.2	14.2
Mileage - Private Vehicle		9.4	6.6	-	6.6
Lodging		36.2	24.2	-	24.2
Meals with Overnight Stay		1.5	0.8	-	0.8
Meals without Overnight Stay		0.1	-	-	-
Other Miscellaneous In- State Travel		0.1	0.4	-	0.4
Expenditure Category Total:		47.3	32.0	14.2	46.2

Fund Source

Appropriated Funds

AA1000	General Fund (Appropriated)	30.3	22.8	14.5	37.3
DE2007	Temporary Assistance for Needy Families (TANF) Fund (Appropriated)	1.5	1.5	-	1.5
Appropriated Funds Total:		31.7	24.3	14.5	38.8

Non-Appropriated Funds

DE2000	Federal Grants Fund (Non-Appropriated)	15.6	7.4	-	7.4
DE2985	American Rescue Plan Act (Non-Appropriated)	0.0	0.3	(0.3)	-
Non-Appropriated Funds Total:		15.6	7.7	(0.3)	7.4
Fund Source Total:		47.3	32.0	14.2	46.2

Travel Out-Of-State

Travel Out of State		-	-	(1.1)	(1.1)
Airfare and Other Common Carrier Charges		0.0	-	-	-
Lodging Out-of-State		0.5	0.4	-	0.4
Meals with Overnight Stay		0.7	0.2	-	0.2

Program Expenditure Schedule

Agency: Department of Economic Security

	FY 2023 Actuals	FY 2024 Expenditure Plan	FY 2025 Funding Issue	FY 2025 Total Request
Program: DEA-5-0 Aging and Adult Services				
Sub Program: DEA-5-1 Aging and Adult Services				

Other Miscellaneous Out-of- State Travel	0.2	1.2	-	1.2
Expenditure Category Total:	1.5	1.8	(1.1)	0.7

Fund Source

Appropriated Funds

AA1000 General Fund (Appropriated)	0.1	-	-	-
DE2007 Temporary Assistance for Needy Families (TANF) Fund (Appropriated)	0.0	-	-	-
Appropriated Funds Total:	0.1	-	-	-

Non-Appropriated Funds

DE2000 Federal Grants Fund (Non-Appropriated)	1.4	0.7	-	0.7
DE2985 American Rescue Plan Act (Non-Appropriated)	0.0	1.1	(1.1)	-
Non-Appropriated Funds Total:	1.4	1.8	(1.1)	0.7
Fund Source Total:	1.5	1.8	(1.1)	0.7

Aid To Organizations & Individuals

Aid to Organizations and Individuals	-	-	1,000.0	1,000.0
Expenditure Category Total:	-	-	1,000.0	1,000.0

Fund Source

Appropriated Funds

AA1000 General Fund (Appropriated)	-	-	1,000.0	1,000.0
Appropriated Funds Total:	-	-	1,000.0	1,000.0
Fund Source Total:	-	-	1,000.0	1,000.0

Other Operating Expenditures

Other Operating Expenses	-	-	40.4	40.4
Other Operating Expenditures Excluded from Cost Allocation	186.1	20.3	-	20.3
External Telecommunications Charges	454.3	445.3	-	445.3
Building Rent Charges to State Agencies	15.0	16.9	-	16.9
Miscellaneous Rent	18.3	13.3	-	13.3
Repair & Maintenance - Buildings	7.8	7.2	-	7.2
Repair & Maintenance - Vehicles	412.5	457.8	-	457.8

Program Expenditure Schedule

Agency: Department of Economic Security

	FY 2023 Actuals	FY 2024 Expenditure Plan	FY 2025 Funding Issue	FY 2025 Total Request
Program: DEA-5-0 Aging and Adult Services				
Sub Program: DEA-5-1 Aging and Adult Services				

Repair & Maintenance - Other	1.0	1.4	-	1.4
Software Support, Maintenance Short-term Licensing	788.5	2,019.8	-	2,019.8
Office Supplies	59.8	47.6	-	47.6
Automotive and Transportation Fuels	33.5	35.8	-	35.8
Employee Tuition Reimbursement	18.0	30.4	-	30.4
Conference Registration / Attendance Fees	3.0	2.9	-	2.9
Other Education & Training Costs	0.9	0.5	-	0.5
Advertising	2,455.4	315.1	-	315.1
Sponsorships	4.7	0.5	-	0.5
External Printing	25.1	35.6	-	35.6
Postage & Delivery	82.5	59.2	-	59.2
Document Shredding and Destruction Services	1.4	0.8	-	0.8
Translation and sign language services	3.9	0.4	-	0.4
Awards	0.2	-	-	-
Dues	23.0	24.3	-	24.3
Books, Subscriptions & Publications	0.4	2.1	-	2.1
Fingerprinting, Background Checks, Etc.	14.3	13.4	-	13.4
Other Miscellaneous Operating	846.9	988.2	-	988.2
Expenditure Category Total:	5,456.7	4,538.8	40.4	4,579.2

Fund Source

Appropriated Funds

AA1000	General Fund (Appropriated)	1,819.3	2,041.4	1,409.4	3,450.8
DE2007	Temporary Assistance for Needy Families (TANF) Fund (Appropriated)	3.7	3.7	-	3.7
DE2010	Workforce Investment Grant Fund (Appropriated)	-	-	-	-
Appropriated Funds Total:		1,823.0	2,045.1	1,409.4	3,454.5

Non-Appropriated Funds

DE2000	Federal Grants Fund (Non-Appropriated)	3,435.6	1,124.7	-	1,124.7
DE2985	American Rescue Plan Act (Non-Appropriated)	198.1	1,369.0	(1,369.0)	(0.0)
Non-Appropriated Funds Total:		3,633.7	2,493.7	(1,369.0)	1,124.7
Fund Source Total:		5,456.7	4,538.8	40.4	4,579.2

Program Expenditure Schedule

Agency: Department of Economic Security

	FY 2023 Actuals	FY 2024 Expenditure Plan	FY 2025 Funding Issue	FY 2025 Total Request
--	--------------------	--------------------------------	-----------------------------	-----------------------------

Program: DEA-5-0 Aging and Adult Services

Sub Program: DEA-5-1 Aging and Adult Services

Capital Equipment

Capital Equipment	-	-	1,582.9	1,582.9
Vehicles – Capital Purchase	1,069.8	452.0	-	452.0
Other Capital Asset Purchases	0.5	-	-	-
Expenditure Category Total:	1,070.3	452.0	1,582.9	2,034.9

Fund Source

Appropriated Funds

AA1000	General Fund (Appropriated)	867.9	389.1	1,582.9	1,972.0
DE2007	Temporary Assistance for Needy Families (TANF) Fund (Appropriated)	0.0	-	-	-
Appropriated Funds Total:		867.9	389.1	1,582.9	1,972.0

Non-Appropriated Funds

DE2000	Federal Grants Fund (Non-Appropriated)	201.9	62.9	-	62.9
DE2985	American Rescue Plan Act (Non-Appropriated)	0.5	-	-	-
Non-Appropriated Funds Total:		202.4	62.9	-	62.9
Fund Source Total:		1,070.3	452.0	1,582.9	2,034.9

Non-Capital Equipment

Non-Capital Resources	-	-	190.9	190.9
Furniture - Non-Capital Purchase	35.7	53.9	-	53.9
Computer Equipment – Non- Capitalized Purchases	330.6	44.7	-	44.7
Telecommunications Equipment - Non-Capital Purchase	29.1	0.8	-	0.8
Other Equipment - Non- Capital Purchase	33.6	53.3	-	53.3
Purchased or licensed software / website	853.0	20.9	-	20.9
Non-Capital Equipment Excluded from Cost Allocation	9.6	0.3	-	0.3
Expenditure Category Total:	1,291.6	173.9	190.9	364.8

Fund Source

Appropriated Funds

AA1000	General Fund (Appropriated)	92.7	60.9	233.4	294.3
--------	-----------------------------	------	------	-------	-------

Program Expenditure Schedule

Agency: Department of Economic Security

	FY 2023 Actuals	FY 2024 Expenditure Plan	FY 2025 Funding Issue	FY 2025 Total Request
Program: DEA-5-0 Aging and Adult Services				
Sub Program: DEA-5-1 Aging and Adult Services				
DE2007 Temporary Assistance for Needy Families (TANF) Fund (Appropriated)	0.0	-	-	-
Appropriated Funds Total:	92.7	60.9	233.4	294.3
Non-Appropriated Funds				
DE2000 Federal Grants Fund (Non-Appropriated)	1,197.8	70.5	-	70.5
DE2985 American Rescue Plan Act (Non-Appropriated)	1.1	42.5	(42.5)	-
Non-Appropriated Funds Total:	1,198.9	113.0	(42.5)	70.5
Fund Source Total:	1,291.6	173.9	190.9	364.8

Sub Program: DEA-5-2 SLI Adult Services

Food				
Food	3.0	3.8	-	3.8
Expenditure Category Total:	3.0	3.8	-	3.8

Fund Source				
Appropriated Funds				
AA1000 General Fund (Appropriated)	3.0	3.8	-	3.8
Appropriated Funds Total:	3.0	3.8	-	3.8
Fund Source Total:	3.0	3.8	-	3.8

Aid To Organizations & Individuals				
Aid to Organizations and Individuals	-	(0.1)	-	(0.1)
Aid to Other Governments	16,552.0	17,118.7	-	17,118.7
Aid to Other Organizations	46,236.4	48,270.4	-	48,270.4
Social Services	2.6	3.3	-	3.3
Amounts Paid Directly to Service Providers contracted by the State to Provide Aid on behalf of Individuals	111.8	138.1	-	138.1
Expenditure Category Total:	62,902.8	65,530.4	-	65,530.4

Fund Source				
Appropriated Funds				

Program Expenditure Schedule

Agency: Department of Economic Security

	FY 2023 Actuals	FY 2024 Expenditure Plan	FY 2025 Funding Issue	FY 2025 Total Request
Program: DEA-5-0 Aging and Adult Services				
Sub Program: DEA-5-2 SLI Adult Services				
AA1000 General Fund (Appropriated)	12,728.9	15,728.1	-	15,728.1
Appropriated Funds Total:	12,728.9	15,728.1	-	15,728.1
Non-Appropriated Funds				
DE2000 Federal Grants Fund (Non-Appropriated)	50,173.9	49,802.3	-	49,802.3
Non-Appropriated Funds Total:	50,173.9	49,802.3	-	49,802.3
Fund Source Total:	62,902.8	65,530.4	-	65,530.4

Sub Program: DEA-5-3 SLI Community and Emergency Services

Aid To Organizations & Individuals

Aid to Organizations and Individuals	-	-	(8,115.0)	(8,115.0)
Aid to Counties	6,214.6	7,477.4	-	7,477.4
Aid to Municipalities	10,982.0	13,233.5	-	13,233.5
Aid to Other Governments	9,207.9	11,349.6	-	11,349.6
Aid to Other Organizations	1,885.0	8,115.0	-	8,115.0
Direct Public Assistance	24,695.4	30,854.0	-	30,854.0
Amounts Paid Directly to Service Providers contracted by the State to Provide Aid on behalf of Individuals	296.3	370.2	-	370.2
Expenditure Category Total:	53,281.2	71,399.7	(8,115.0)	63,284.7

Fund Source

Appropriated Funds

DE2007 Temporary Assistance for Needy Families (TANF) Fund (Appropriated)	3,724.0	3,724.0	-	3,724.0
Appropriated Funds Total:	3,724.0	3,724.0	-	3,724.0

Non-Appropriated Funds

DE2000 Federal Grants Fund (Non-Appropriated)	47,649.4	59,532.2	-	59,532.2
DE2348 Neighbors Helping Neighbors Fund (Non-Appropriated)	22.9	28.5	-	28.5
DE2985 American Rescue Plan Act (Non-Appropriated)	1,885.0	8,115.0	(8,115.0)	-
Non-Appropriated Funds Total:	49,557.2	67,675.7	(8,115.0)	59,560.7
Fund Source Total:	53,281.2	71,399.7	(8,115.0)	63,284.7

Program Expenditure Schedule

Agency: Department of Economic Security

	FY 2023 Actuals	FY 2024 Expenditure Plan	FY 2025 Funding Issue	FY 2025 Total Request
--	--------------------	--------------------------------	-----------------------------	-----------------------------

Program: DEA-5-0 Aging and Adult Services

Sub Program: DEA-5-3 SLI Community and Emergency Services

Sub Program: DEA-5-5 SLI Coordinated Homeless Services

Aid To Organizations & Individuals

Aid to Organizations and Individuals	-	-	(3,664.6)	(3,664.6)
Aid to Other Organizations	8,938.7	11,703.7	-	11,703.7
Expenditure Category Total:	8,938.7	11,703.7	(3,664.6)	8,039.1

Fund Source

Appropriated Funds

AA1000 General Fund (Appropriated)	873.1	873.1	-	873.1
DE2007 Temporary Assistance for Needy Families (TANF) Fund (Appropriated)	1,649.5	1,649.5	-	1,649.5
Appropriated Funds Total:	2,522.6	2,522.6	-	2,522.6

Non-Appropriated Funds

DE2000 Federal Grants Fund (Non-Appropriated)	6,080.7	5,516.5	-	5,516.5
DE2985 American Rescue Plan Act (Non-Appropriated)	335.4	3,664.6	(3,664.6)	-
Non-Appropriated Funds Total:	6,416.1	9,181.1	(3,664.6)	5,516.5
Fund Source Total:	8,938.7	11,703.7	(3,664.6)	8,039.1

Sub Program: DEA-5-6 SLI Domestic Violence Prevention

Aid To Organizations & Individuals

Aid to Organizations and Individuals	-	0.2	(5,000.0)	(4,999.8)
Aid to Other Organizations	14,288.4	21,240.4	-	21,240.4
Expenditure Category Total:	14,288.4	21,240.6	(5,000.0)	16,240.6

Fund Source

Appropriated Funds

AA1000 General Fund (Appropriated)	3,283.2	3,283.2	-	3,283.2
DE2007 Temporary Assistance for Needy Families (TANF) Fund (Appropriated)	6,620.5	6,620.5	-	6,620.5
DE2066 Special Administration Fund (Appropriated)	100.0	100.0	-	100.0

Program Expenditure Schedule

Agency: Department of Economic Security

		FY 2023 Actuals	FY 2024 Expenditure Plan	FY 2025 Funding Issue	FY 2025 Total Request
Program: DEA-5-0 Aging and Adult Services					
Sub Program: DEA-5-6 SLI Domestic Violence Prevention					
DE2160	Domestic Violence Services Fund (Appropriated)	2,432.8	4,000.3	-	4,000.3
Appropriated Funds Total:		12,436.5	14,004.0	-	14,004.0
Non-Appropriated Funds					
DE2000	Federal Grants Fund (Non-Appropriated)	1,851.8	2,236.6	-	2,236.6
DE2985	American Rescue Plan Act (Non-Appropriated)	-	5,000.0	(5,000.0)	-
Non-Appropriated Funds Total:		1,851.8	7,236.6	(5,000.0)	2,236.6
Fund Source Total:		14,288.4	21,240.6	(5,000.0)	16,240.6

Sub Program: DEA-5-7 Refugee Resettlement Program

Aid To Organizations & Individuals					
	Aid to Public Primary and Secondary Schools and School Districts.	199.8	299.7	-	299.7
	Aid to Other Organizations	21,166.5	31,749.8	-	31,749.8
	Payments to Providers of Other Medical and Health Services	671.1	1,006.6	-	1,006.6
	Direct Public Assistance	48.8	73.2	-	73.2
	Amounts Paid Directly to Service Providers contracted by the State to Provide Aid on behalf of Individuals	0.0	-	-	-
Expenditure Category Total:		22,086.2	33,129.3	-	33,129.3

Fund Source					
Non-Appropriated Funds					
DE2000	Federal Grants Fund (Non-Appropriated)	22,086.2	33,129.3	-	33,129.3
Non-Appropriated Funds Total:		22,086.2	33,129.3	-	33,129.3
Fund Source Total:		22,086.2	33,129.3	-	33,129.3

Sub Program: DEA-5-8 DAAS Family Caregiver Program

Aid To Organizations & Individuals

Program Expenditure Schedule

Agency: Department of Economic Security

	FY 2023 Actuals	FY 2024 Expenditure Plan	FY 2025 Funding Issue	FY 2025 Total Request
--	--------------------	--------------------------------	-----------------------------	-----------------------------

Program: DEA-5-0 Aging and Adult Services

Sub Program: DEA-5-8 DAAS Family Caregiver Program

Aid to Other Governments	41.4	787.6	-	787.6
Amounts Paid Directly to Service Providers contracted by the State to Provide Aid on behalf of Individuals	1.0	-	-	-
Expenditure Category Total:	42.4	787.6	-	787.6

Fund Source

Non-Appropriated Funds

DE2347 Family Caregiver Grant Fund (Non-Appropriated)	42.4	787.6	-	787.6
Non-Appropriated Funds Total:	42.4	787.6	-	787.6
Fund Source Total:	42.4	787.6	-	787.6

Sub Program: DEA-5-9 SLI Sexual Violence Services

Aid To Organizations & Individuals

Aid to Organizations and Individuals	-	(5,522.5)	-	(5,522.5)
Aid to Other Organizations	-	5,522.5	-	5,522.5
Expenditure Category Total:	-	-	-	-

Fund Source

Appropriated Funds

DE2190 Sexual Violence Service Fund (Appropriated)	-	-	-	-
Appropriated Funds Total:	-	-	-	-
Fund Source Total:	-	-	-	-

Sub Program: DEA-5-10 SLI Long-Term Care Ombudsman

Aid To Organizations & Individuals

Aid to Organizations and Individuals	-	-	550.0	550.0
Aid to Other Governments	89.5	90.0	-	90.0
Aid to Other Organizations	910.5	910.0	-	910.0

Program Expenditure Schedule

Agency: Department of Economic Security

	FY 2023 Actuals	FY 2024 Expenditure Plan	FY 2025 Funding Issue	FY 2025 Total Request
--	--------------------	--------------------------------	-----------------------------	-----------------------------

Program: DEA-5-0 Aging and Adult Services

Sub Program: DEA-5-10 SLI Long-Term Care Ombudsman

Expenditure Category Total:	1,000.0	1,000.0	550.0	1,550.0
------------------------------------	---------	---------	-------	---------

Fund Source

Appropriated Funds

AA1000 General Fund (Appropriated)	1,000.0	1,000.0	550.0	1,550.0
Appropriated Funds Total:	1,000.0	1,000.0	550.0	1,550.0
Fund Source Total:	1,000.0	1,000.0	550.0	1,550.0

Sub Program: DEA-5-12 SLI Emergency Rental Assistance Program

Aid To Organizations & Individuals

Aid to Organizations and Individuals	-	-	(113,338.5)	(113,338.5)
Aid to Counties	13.3	-	-	-
Direct Public Assistance	197,810.5	113,338.5	-	113,338.5
Amounts Paid Directly to Service Providers contracted by the State to Provide Aid on behalf of Individuals	17,278.5	-	-	-
Expenditure Category Total:	215,102.3	113,338.5	(113,338.5)	-

Fund Source

Non-Appropriated Funds

DE2000 Federal Grants Fund (Non-Appropriated)	180,102.6	-	-	-
DE2985 American Rescue Plan Act (Non-Appropriated)	34,999.7	113,338.5	(113,338.5)	-
Non-Appropriated Funds Total:	215,102.3	113,338.5	(113,338.5)	-
Fund Source Total:	215,102.3	113,338.5	(113,338.5)	-

Sub Program: DEA-5-13 SLI Area Agencies on Aging Housing Assistance

Aid To Organizations & Individuals

Aid to Other Organizations	-	5,000.0	-	5,000.0
Expenditure Category Total:	-	5,000.0	-	5,000.0

Program Expenditure Schedule

Agency: Department of Economic Security

	FY 2023 Actuals	FY 2024 Expenditure Plan	FY 2025 Funding Issue	FY 2025 Total Request
--	--------------------	--------------------------------	-----------------------------	-----------------------------

Program: DEA-5-0 Aging and Adult Services

Sub Program: DEA-5-13 SLI Area Agencies on Aging Housing Assistance

Fund Source

Appropriated Funds

AA1000	General Fund (Appropriated)	-	5,000.0	-	5,000.0
	Appropriated Funds Total:	-	5,000.0	-	5,000.0
	Fund Source Total:	-	5,000.0	-	5,000.0

Sub Program: DEA-5-14 SLI Produce Incentive Program

Aid To Organizations & Individuals

	Aid to Other Organizations	-	5,462.6	-	5,462.6
	Expenditure Category Total:	-	5,462.6	-	5,462.6

Fund Source

Appropriated Funds

AA1000	General Fund (Appropriated)	-	5,462.6	-	5,462.6
	Appropriated Funds Total:	-	5,462.6	-	5,462.6
	Fund Source Total:	-	5,462.6	-	5,462.6

Sub Program: DEA-5-15 SLI Globe-Miami Area Food Bank

Aid To Organizations & Individuals

	Aid to Other Organizations	-	250.0	-	250.0
	Expenditure Category Total:	-	250.0	-	250.0

Fund Source

Appropriated Funds

AA1000	General Fund (Appropriated)	-	250.0	-	250.0
	Appropriated Funds Total:	-	250.0	-	250.0
	Fund Source Total:	-	250.0	-	250.0

Program Expenditure Schedule

Agency: Department of Economic Security

	FY 2023 Actuals	FY 2024 Expenditure Plan	FY 2025 Funding Issue	FY 2025 Total Request
Program: DEA-5-0 Aging and Adult Services				
Sub Program: DEA-5-16 SLI Coordinated Hunger Services				
Aid To Organizations & Individuals				
Aid to Organizations and Individuals	-	-	(3,639.3)	(3,639.3)
Aid to Other Organizations	14,717.2	26,117.8	-	26,117.8
Expenditure Category Total:	14,717.2	26,117.8	(3,639.3)	22,478.5
Fund Source				
Appropriated Funds				
AA1000 General Fund (Appropriated)	1,754.6	1,754.6	-	1,754.6
DE2007 Temporary Assistance for Needy Families (TANF) Fund (Appropriated)	500.0	500.0	-	500.0
Appropriated Funds Total:	2,254.6	2,254.6	-	2,254.6
Non-Appropriated Funds				
DE2000 Federal Grants Fund (Non-Appropriated)	10,101.8	20,223.9	-	20,223.9
DE2985 American Rescue Plan Act (Non-Appropriated)	2,360.7	3,639.3	(3,639.3)	-
Non-Appropriated Funds Total:	12,462.6	23,863.2	(3,639.3)	20,223.9
Fund Source Total:	14,717.2	26,117.8	(3,639.3)	22,478.5

**Program Budget Unit Summary of Expenditure and Budget Request
for All Funds**

Agency: Department of Economic Security

			FY 2023 Actuals	FY 2024 Expenditure Plan	FY 2025 Funding Issue	FY 2025 Total Request
Program:	DEA-5-0	Aging and Adult Services				
Sub Program:	DEA-5-10	SLI Long-Term Care Ombudsman				

Expenditure Categories

FTE	-	-	-	-	-	-
Personal Services	-	-	-	-	-	-
Employee Related Expenditures	-	-	-	-	-	-
Subtotal Personal Services and ERE	-	-	-	-	-	-
Professional & Outside Services	-	-	-	-	-	-
Travel In-State	-	-	-	-	-	-
Travel Out-Of-State	-	-	-	-	-	-
Food	-	-	-	-	-	-
Aid To Organizations & Individuals	1,000.0	1,000.0	1,000.0	550.0	550.0	1,550.0
Other Operating Expenditures	-	-	-	-	-	-
Capital Outlay	-	-	-	-	-	-
Capital Equipment	-	-	-	-	-	-
Non-Capital Equipment	-	-	-	-	-	-
Cost Allocation & Indirect Costs	-	-	-	-	-	-
Transfers-Out	-	-	-	-	-	-
Expenditure Categories Total:	1,000.0	1,000.0	1,000.0	550.0	550.0	1,550.0

Fund Source

Appropriated Funds						
General Fund (Appropriated)	1,000.0	1,000.0	1,000.0	550.0	550.0	1,550.0
Appropriated Funds Total:	1,000.0	1,000.0	1,000.0	550.0	550.0	1,550.0
Aging and Adult Services Total:	1,000.0	1,000.0	1,000.0	550.0	550.0	1,550.0

**Program Budget Unit Summary of Expenditure and Budget Request
for Selected Funds**

Agency: Department of Economic Security

	FY 2023 Actuals	FY 2024 Expenditure Plan	FY 2025 Funding Issue	FY 2025 Total Request
Program: DEA-5-0 Aging and Adult Services				
Sub Program: DEA-5-10 SLI Long-Term Care Ombudsman				
Fund: AA1000 General Fund				

Appropriated

Personal Services	-	-	-	-
Employee Related Expenditures	-	-	-	-
Subtotal Personal Services and ERE	-	-	-	-
Professional & Outside Services	-	-	-	-
Travel In-State	-	-	-	-
Travel Out-Of-State	-	-	-	-
Food	-	-	-	-
Aid To Organizations & Individuals	1,000.0	1,000.0	550.0	1,550.0
Other Operating Expenditures	-	-	-	-
Capital Outlay	-	-	-	-
Capital Equipment	-	-	-	-
Non-Capital Equipment	-	-	-	-
Cost Allocation & Indirect Costs	-	-	-	-
Transfers-Out	-	-	-	-
Expenditure Categories Total:	1,000.0	1,000.0	550.0	1,550.0
General Fund Total:	1,000.0	1,000.0	550.0	1,550.0
Sub Program Total for Select Funds:	1,000.0	1,000.0	550.0	1,550.0

**Program Budget Unit Summary of Expenditure and Budget Request
for All Funds**

Agency: Department of Economic Security

			FY 2024	FY 2025 Funding	FY 2025
		FY 2023 Actuals	Expenditure Plan	Issue	Total Request
Program:	DEA-5-0	Aging and Adult Services			
Sub Program:	DEA-5-12	SLI Emergency Rental Assistance Program			

Expenditure Categories

FTE		-	-	-	-
Personal Services		-	-	-	-
Employee Related Expenditures		-	-	-	-
Subtotal Personal Services and ERE		-	-	-	-
Professional & Outside Services		-	-	-	-
Travel In-State		-	-	-	-
Travel Out-Of-State		-	-	-	-
Food		-	-	-	-
Aid To Organizations & Individuals		215,102.3	113,338.5	-	113,338.5
Other Operating Expenditures		-	-	-	-
Capital Outlay		-	-	-	-
Capital Equipment		-	-	-	-
Non-Capital Equipment		-	-	-	-
Cost Allocation & Indirect Costs		-	-	-	-
Transfers-Out		-	-	-	-
Expenditure Categories Total:		215,102.3	113,338.5	-	113,338.5

Fund Source

Non-Appropriated Funds					
Federal Grants Fund (Non-Appropriated)		180,102.6	-	-	-
American Rescue Plan Act (Non-Appropriated)		34,999.7	113,338.5	-	113,338.5
Non-Appropriated Funds Total:		215,102.3	113,338.5	-	113,338.5
Aging and Adult Services Total:		215,102.3	113,338.5	-	113,338.5

**Program Budget Unit Summary of Expenditure and Budget Request
for Selected Funds**

Agency: Department of Economic Security

	FY 2023 Actuals	FY 2024 Expenditure Plan	FY 2025 Funding Issue	FY 2025 Total Request
Program: DEA-5-0 Aging and Adult Services				
Sub Program: DEA-5-12 SLI Emergency Rental Assistance Program				
Fund: DE2000 Federal Grants Fund				

Non-Appropriated

Personal Services	-	-	-	-
Employee Related Expenditures	-	-	-	-
Subtotal Personal Services and ERE	-	-	-	-
Professional & Outside Services	-	-	-	-
Travel In-State	-	-	-	-
Travel Out-Of-State	-	-	-	-
Food	-	-	-	-
Aid To Organizations & Individuals	180,102.6	-	-	-
Other Operating Expenditures	-	-	-	-
Capital Outlay	-	-	-	-
Capital Equipment	-	-	-	-
Non-Capital Equipment	-	-	-	-
Cost Allocation & Indirect Costs	-	-	-	-
Transfers-Out	-	-	-	-
Expenditure Categories Total:	180,102.6	-	-	-
Federal Grants Fund Total:	180,102.6	-	-	-

**Program Budget Unit Summary of Expenditure and Budget Request
for Selected Funds**

Agency: Department of Economic Security

	FY 2023 Actuals	FY 2024 Expenditure Plan	FY 2025 Funding Issue	FY 2025 Total Request
Program: DEA-5-0 Aging and Adult Services				
Sub Program: DEA-5-12 SLI Emergency Rental Assistance Program				
Fund: DE2985 American Rescue Plan Act				

Non-Appropriated

Personal Services	-	-	-	-
Employee Related Expenditures	-	-	-	-
Subtotal Personal Services and ERE	-	-	-	-
Professional & Outside Services	-	-	-	-
Travel In-State	-	-	-	-
Travel Out-Of-State	-	-	-	-
Food	-	-	-	-
Aid To Organizations & Individuals	34,999.7	113,338.5	-	113,338.5
Other Operating Expenditures	-	-	-	-
Capital Outlay	-	-	-	-
Capital Equipment	-	-	-	-
Non-Capital Equipment	-	-	-	-
Cost Allocation & Indirect Costs	-	-	-	-
Transfers-Out	-	-	-	-
Expenditure Categories Total:	34,999.7	113,338.5	-	113,338.5
American Rescue Plan Act Total:	34,999.7	113,338.5	-	113,338.5
Sub Program Total for Select Funds:	215,102.3	113,338.5	-	113,338.5

**Program Budget Unit Summary of Expenditure and Budget Request
for All Funds**

Agency: Department of Economic Security

			FY 2023 Actuals	FY 2024 Expenditure Plan	FY 2025 Funding Issue	FY 2025 Total Request
Program:	DEA-5-0	Aging and Adult Services				
Sub Program:	DEA-5-13	SLI Area Agencies on Aging Housing Assistance				

Expenditure Categories

FTE	-	-	-	-	-	-
Personal Services	-	-	-	-	-	-
Employee Related Expenditures	-	-	-	-	-	-
Subtotal Personal Services and ERE	-	-	-	-	-	-
Professional & Outside Services	-	-	-	-	-	-
Travel In-State	-	-	-	-	-	-
Travel Out-Of-State	-	-	-	-	-	-
Food	-	-	-	-	-	-
Aid To Organizations & Individuals	-	5,000.0	-	-	-	5,000.0
Other Operating Expenditures	-	-	-	-	-	-
Capital Outlay	-	-	-	-	-	-
Capital Equipment	-	-	-	-	-	-
Non-Capital Equipment	-	-	-	-	-	-
Cost Allocation & Indirect Costs	-	-	-	-	-	-
Transfers-Out	-	-	-	-	-	-
Expenditure Categories Total:	-	5,000.0	-	-	-	5,000.0

Fund Source

Appropriated Funds						
General Fund (Appropriated)	-	5,000.0	-	-	-	5,000.0
Appropriated Funds Total:	-	5,000.0	-	-	-	5,000.0
Aging and Adult Services Total:	-	5,000.0	-	-	-	5,000.0

**Program Budget Unit Summary of Expenditure and Budget Request
for Selected Funds**

Agency: Department of Economic Security

	FY 2023 Actuals	FY 2024 Expenditure Plan	FY 2025 Funding Issue	FY 2025 Total Request
Program: DEA-5-0 Aging and Adult Services				
Sub Program: DEA-5-13 SLI Area Agencies on Aging Housing Assistance				
Fund: AA1000 General Fund				

Appropriated

Personal Services	-	-	-	-
Employee Related Expenditures	-	-	-	-
Subtotal Personal Services and ERE	-	-	-	-
Professional & Outside Services	-	-	-	-
Travel In-State	-	-	-	-
Travel Out-Of-State	-	-	-	-
Food	-	-	-	-
Aid To Organizations & Individuals	-	5,000.0	-	5,000.0
Other Operating Expenditures	-	-	-	-
Capital Outlay	-	-	-	-
Capital Equipment	-	-	-	-
Non-Capital Equipment	-	-	-	-
Cost Allocation & Indirect Costs	-	-	-	-
Transfers-Out	-	-	-	-
Expenditure Categories Total:	-	5,000.0	-	5,000.0
General Fund Total:	-	5,000.0	-	5,000.0
Sub Program Total for Select Funds:	-	5,000.0	-	5,000.0

**Program Budget Unit Summary of Expenditure and Budget Request
for All Funds**

Agency: Department of Economic Security

			FY 2023 Actuals	FY 2024 Expenditure Plan	FY 2025 Funding Issue	FY 2025 Total Request
Program:	DEA-5-0	Aging and Adult Services				
Sub Program:	DEA-5-14	SLI Produce Incentive Program				

Expenditure Categories

FTE			-	-	-	-
Personal Services			-	-	-	-
Employee Related Expenditures			-	-	-	-
Subtotal Personal Services and ERE			-	-	-	-
Professional & Outside Services			-	-	-	-
Travel In-State			-	-	-	-
Travel Out-Of-State			-	-	-	-
Food			-	-	-	-
Aid To Organizations & Individuals			-	5,462.6	-	5,462.6
Other Operating Expenditures			-	-	-	-
Capital Outlay			-	-	-	-
Capital Equipment			-	-	-	-
Non-Capital Equipment			-	-	-	-
Cost Allocation & Indirect Costs			-	-	-	-
Transfers-Out			-	-	-	-
Expenditure Categories Total:			-	5,462.6	-	5,462.6

Fund Source

Appropriated Funds						
General Fund (Appropriated)			-	5,462.6	-	5,462.6
Appropriated Funds Total:			-	5,462.6	-	5,462.6
Aging and Adult Services Total:			-	5,462.6	-	5,462.6

**Program Budget Unit Summary of Expenditure and Budget Request
for Selected Funds**

Agency: Department of Economic Security

	FY 2023 Actuals	FY 2024 Expenditure Plan	FY 2025 Funding Issue	FY 2025 Total Request
Program: DEA-5-0 Aging and Adult Services				
Sub Program: DEA-5-14 SLI Produce Incentive Program				
Fund: AA1000 General Fund				

Appropriated

Personal Services	-	-	-	-
Employee Related Expenditures	-	-	-	-
Subtotal Personal Services and ERE	-	-	-	-
Professional & Outside Services	-	-	-	-
Travel In-State	-	-	-	-
Travel Out-Of-State	-	-	-	-
Food	-	-	-	-
Aid To Organizations & Individuals	-	5,462.6	-	5,462.6
Other Operating Expenditures	-	-	-	-
Capital Outlay	-	-	-	-
Capital Equipment	-	-	-	-
Non-Capital Equipment	-	-	-	-
Cost Allocation & Indirect Costs	-	-	-	-
Transfers-Out	-	-	-	-
Expenditure Categories Total:	-	5,462.6	-	5,462.6
General Fund Total:	-	5,462.6	-	5,462.6
Sub Program Total for Select Funds:	-	5,462.6	-	5,462.6

**Program Budget Unit Summary of Expenditure and Budget Request
for All Funds**

Agency: Department of Economic Security

	FY 2023 Actuals	FY 2024 Expenditure Plan	FY 2025 Funding Issue	FY 2025 Total Request
Program:	DEA-5-0	Aging and Adult Services		
Sub Program:	DEA-5-15	SLI Globe-Miami Area Food Bank		
Expenditure Categories				
FTE	-	-	-	-
Personal Services	-	-	-	-
Employee Related Expenditures	-	-	-	-
Subtotal Personal Services and ERE	-	-	-	-
Professional & Outside Services	-	-	-	-
Travel In-State	-	-	-	-
Travel Out-Of-State	-	-	-	-
Food	-	-	-	-
Aid To Organizations & Individuals	-	250.0	-	250.0
Other Operating Expenditures	-	-	-	-
Capital Outlay	-	-	-	-
Capital Equipment	-	-	-	-
Non-Capital Equipment	-	-	-	-
Cost Allocation & Indirect Costs	-	-	-	-
Transfers-Out	-	-	-	-
Expenditure Categories Total:	-	250.0	-	250.0
Appropriated Funds				
General Fund (Appropriated)	-	250.0	-	250.0
Appropriated Funds Total:	-	250.0	-	250.0
Aging and Adult Services Total:	-	250.0	-	250.0

**Program Budget Unit Summary of Expenditure and Budget Request
for Selected Funds**

Agency: Department of Economic Security

	FY 2023 Actuals	FY 2024 Expenditure Plan	FY 2025 Funding Issue	FY 2025 Total Request
Program: DEA-5-0 Aging and Adult Services				
Sub Program: DEA-5-15 SLI Globe-Miami Area Food Bank				
Fund: AA1000 General Fund				

Appropriated

Personal Services	-	-	-	-
Employee Related Expenditures	-	-	-	-
Subtotal Personal Services and ERE	-	-	-	-
Professional & Outside Services	-	-	-	-
Travel In-State	-	-	-	-
Travel Out-Of-State	-	-	-	-
Food	-	-	-	-
Aid To Organizations & Individuals	-	250.0	-	250.0
Other Operating Expenditures	-	-	-	-
Capital Outlay	-	-	-	-
Capital Equipment	-	-	-	-
Non-Capital Equipment	-	-	-	-
Cost Allocation & Indirect Costs	-	-	-	-
Transfers-Out	-	-	-	-
Expenditure Categories Total:	-	250.0	-	250.0
General Fund Total:	-	250.0	-	250.0
Sub Program Total for Select Funds:	-	250.0	-	250.0

Program Budget Unit Summary of Expenditure and Budget Request for All Funds

Agency: Department of Economic Security

	FY 2023 Actuals	FY 2024 Expenditure Plan	FY 2025 Funding Issue	FY 2025 Total Request
Program: DEA-5-0 Aging and Adult Services				
Sub Program: DEA-5-16 SLI Coordinated Hunger Services				

Expenditure Categories

FTE	-	-	-	-
Personal Services	-	-	-	-
Employee Related Expenditures	-	-	-	-
Subtotal Personal Services and ERE	-	-	-	-
Professional & Outside Services	-	-	-	-
Travel In-State	-	-	-	-
Travel Out-Of-State	-	-	-	-
Food	-	-	-	-
Aid To Organizations & Individuals	14,717.2	26,117.8	-	26,117.8
Other Operating Expenditures	-	-	-	-
Capital Outlay	-	-	-	-
Capital Equipment	-	-	-	-
Non-Capital Equipment	-	-	-	-
Cost Allocation & Indirect Costs	-	-	-	-
Transfers-Out	-	-	-	-
Expenditure Categories Total:	14,717.2	26,117.8	-	26,117.8

Fund Source

Appropriated Funds

General Fund (Appropriated)	1,754.6	1,754.6	-	1,754.6
Temporary Assistance for Needy Families (TANF) Fund (Appropriated)	500.0	500.0	-	500.0
Appropriated Funds Total:	2,254.6	2,254.6	-	2,254.6

Non-Appropriated Funds

Federal Grants Fund (Non-Appropriated)	10,101.8	20,223.9	-	20,223.9
American Rescue Plan Act (Non- Appropriated)	2,360.7	3,639.3	-	3,639.3
Non-Appropriated Funds Total:	12,462.6	23,863.2	-	23,863.2
Aging and Adult Services Total:	14,717.2	26,117.8	-	26,117.8

**Program Budget Unit Summary of Expenditure and Budget Request
for Selected Funds**

Agency: Department of Economic Security

	FY 2023 Actuals	FY 2024 Expenditure Plan	FY 2025 Funding Issue	FY 2025 Total Request
Program: DEA-5-0 Aging and Adult Services				
Sub Program: DEA-5-16 SLI Coordinated Hunger Services				
Fund: AA1000 General Fund				

Appropriated

Personal Services	-	-	-	-
Employee Related Expenditures	-	-	-	-
Subtotal Personal Services and ERE	-	-	-	-
Professional & Outside Services	-	-	-	-
Travel In-State	-	-	-	-
Travel Out-Of-State	-	-	-	-
Food	-	-	-	-
Aid To Organizations & Individuals	1,754.6	1,754.6	-	1,754.6
Other Operating Expenditures	-	-	-	-
Capital Outlay	-	-	-	-
Capital Equipment	-	-	-	-
Non-Capital Equipment	-	-	-	-
Cost Allocation & Indirect Costs	-	-	-	-
Transfers-Out	-	-	-	-
Expenditure Categories Total:	1,754.6	1,754.6	-	1,754.6
General Fund Total:	1,754.6	1,754.6	-	1,754.6

**Program Budget Unit Summary of Expenditure and Budget Request
for Selected Funds**

Agency: Department of Economic Security

	FY 2023 Actuals	FY 2024 Expenditure Plan	FY 2025 Funding Issue	FY 2025 Total Request
Program: DEA-5-0 Aging and Adult Services				
Sub Program: DEA-5-16 SLI Coordinated Hunger Services				
Fund: DE2000 Federal Grants Fund				

Non-Appropriated

Personal Services	-	-	-	-
Employee Related Expenditures	-	-	-	-
Subtotal Personal Services and ERE	-	-	-	-
Professional & Outside Services	-	-	-	-
Travel In-State	-	-	-	-
Travel Out-Of-State	-	-	-	-
Food	-	-	-	-
Aid To Organizations & Individuals	10,101.8	20,223.9	-	20,223.9
Other Operating Expenditures	-	-	-	-
Capital Outlay	-	-	-	-
Capital Equipment	-	-	-	-
Non-Capital Equipment	-	-	-	-
Cost Allocation & Indirect Costs	-	-	-	-
Transfers-Out	-	-	-	-
Expenditure Categories Total:	10,101.8	20,223.9	-	20,223.9
Federal Grants Fund Total:	10,101.8	20,223.9	-	20,223.9

**Program Budget Unit Summary of Expenditure and Budget Request
for Selected Funds**

Agency: Department of Economic Security

	FY 2023 Actuals	FY 2024 Expenditure Plan	FY 2025 Funding Issue	FY 2025 Total Request
Program: DEA-5-0 Aging and Adult Services				
Sub Program: DEA-5-16 SLI Coordinated Hunger Services				
Fund: DE2007 Temporary Assistance for Needy Families (TANF) Fund				

Appropriated

Personal Services	-	-	-	-
Employee Related Expenditures	-	-	-	-
Subtotal Personal Services and ERE	-	-	-	-
Professional & Outside Services	-	-	-	-
Travel In-State	-	-	-	-
Travel Out-Of-State	-	-	-	-
Food	-	-	-	-
Aid To Organizations & Individuals	500.0	500.0	-	500.0
Other Operating Expenditures	-	-	-	-
Capital Outlay	-	-	-	-
Capital Equipment	-	-	-	-
Non-Capital Equipment	-	-	-	-
Cost Allocation & Indirect Costs	-	-	-	-
Transfers-Out	-	-	-	-
Expenditure Categories Total:	500.0	500.0	-	500.0
Temporary Assistance for Needy Families (TANF) Fund Total:	500.0	500.0	-	500.0

**Program Budget Unit Summary of Expenditure and Budget Request
for Selected Funds**

Agency: Department of Economic Security

			FY 2024	FY 2025 Funding	FY 2025
	FY 2023 Actuals	Expenditure Plan		Issue	Total Request
Program:	DEA-5-0	Aging and Adult Services			
Sub Program:	DEA-5-16	SLI Coordinated Hunger Services			
Fund:	DE2985	American Rescue Plan Act			

Non-Appropriated

Personal Services	-	-	-	-
Employee Related Expenditures	-	-	-	-
Subtotal Personal Services and ERE	-	-	-	-
Professional & Outside Services	-	-	-	-
Travel In-State	-	-	-	-
Travel Out-Of-State	-	-	-	-
Food	-	-	-	-
Aid To Organizations & Individuals	2,360.7	3,639.3	-	3,639.3
Other Operating Expenditures	-	-	-	-
Capital Outlay	-	-	-	-
Capital Equipment	-	-	-	-
Non-Capital Equipment	-	-	-	-
Cost Allocation & Indirect Costs	-	-	-	-
Transfers-Out	-	-	-	-
Expenditure Categories Total:	2,360.7	3,639.3	-	3,639.3
American Rescue Plan Act Total:	2,360.7	3,639.3	-	3,639.3
Sub Program Total for Select Funds:	14,717.2	26,117.8	-	26,117.8

**Program Budget Unit Summary of Expenditure and Budget Request
for All Funds**

Agency: Department of Economic Security

			FY 2023 Actuals	FY 2024 Expenditure Plan	FY 2025 Funding Issue	FY 2025 Total Request
Program:	DEA-5-0	Aging and Adult Services				
Sub Program:	DEA-5-2	SLI Adult Services				

Expenditure Categories

FTE	-	-	-	-	-	-
Personal Services	-	-	-	-	-	-
Employee Related Expenditures	-	-	-	-	-	-
Subtotal Personal Services and ERE	-	-	-	-	-	-
Professional & Outside Services	-	-	-	-	-	-
Travel In-State	-	-	-	-	-	-
Travel Out-Of-State	-	-	-	-	-	-
Food	3.0	3.8	-	-	-	3.8
Aid To Organizations & Individuals	62,902.8	65,530.4	-	-	-	65,530.4
Other Operating Expenditures	-	-	-	-	-	-
Capital Outlay	-	-	-	-	-	-
Capital Equipment	-	-	-	-	-	-
Non-Capital Equipment	-	-	-	-	-	-
Cost Allocation & Indirect Costs	-	-	-	-	-	-
Transfers-Out	-	-	-	-	-	-
Expenditure Categories Total:	62,905.8	65,534.2	-	-	-	65,534.2

Fund Source

Appropriated Funds						
General Fund (Appropriated)	12,731.9	15,731.9	-	-	-	15,731.9
Appropriated Funds Total:	12,731.9	15,731.9	-	-	-	15,731.9
Non-Appropriated Funds						
Federal Grants Fund (Non-Appropriated)	50,173.9	49,802.3	-	-	-	49,802.3
Non-Appropriated Funds Total:	50,173.9	49,802.3	-	-	-	49,802.3
Aging and Adult Services Total:	62,905.8	65,534.2	-	-	-	65,534.2

**Program Budget Unit Summary of Expenditure and Budget Request
for Selected Funds**

Agency: Department of Economic Security

	FY 2023 Actuals	FY 2024 Expenditure Plan	FY 2025 Funding Issue	FY 2025 Total Request
Program: DEA-5-0 Aging and Adult Services				
Sub Program: DEA-5-2 SLI Adult Services				
Fund: AA1000 General Fund				

Appropriated

Personal Services	-	-	-	-
Employee Related Expenditures	-	-	-	-
Subtotal Personal Services and ERE	-	-	-	-
Professional & Outside Services	-	-	-	-
Travel In-State	-	-	-	-
Travel Out-Of-State	-	-	-	-
Food	3.0	3.8	-	3.8
Aid To Organizations & Individuals	12,728.9	15,728.1	-	15,728.1
Other Operating Expenditures	-	-	-	-
Capital Outlay	-	-	-	-
Capital Equipment	-	-	-	-
Non-Capital Equipment	-	-	-	-
Cost Allocation & Indirect Costs	-	-	-	-
Transfers-Out	-	-	-	-
Expenditure Categories Total:	12,731t9	15,731t9	-	15,731t9
General Fund Total:	12,731t9	15,731t9	-	15,731t9

**Program Budget Unit Summary of Expenditure and Budget Request
for Selected Funds**

Agency: Department of Economic Security

			FY 2023 Actuals	FY 2024 Expenditure Plan	FY 2025 Funding Issue	FY 2025 Total Request
Program:	DEA-5-0	Aging and Adult Services				
Sub Program:	DEA-5-2	SLI Adult Services				
Fund:	DE2000	Federal Grants Fund				

Non-Appropriated

Personal Services	-	-	-	-	-
Employee Related Expenditures	-	-	-	-	-
Subtotal Personal Services and ERE	-	-	-	-	-
Professional & Outside Services	-	-	-	-	-
Travel In-State	-	-	-	-	-
Travel Out-Of-State	-	-	-	-	-
Food	-	-	-	-	-
Aid To Organizations & Individuals	50,173.9	49,802.3	-	-	49,802.3
Other Operating Expenditures	-	-	-	-	-
Capital Outlay	-	-	-	-	-
Capital Equipment	-	-	-	-	-
Non-Capital Equipment	-	-	-	-	-
Cost Allocation & Indirect Costs	-	-	-	-	-
Transfers-Out	-	-	-	-	-
Expenditure Categories Total:	50,173.9	49,802.3	-	-	49,802.3
Federal Grants Fund Total:	50,173.9	49,802.3	-	-	49,802.3
Sub Program Total for Select Funds:	62,905.8	65,534.2	-	-	65,534.2

**Program Budget Unit Summary of Expenditure and Budget Request
for All Funds**

Agency: Department of Economic Security

			FY 2024	FY 2025 Funding	FY 2025
		FY 2023 Actuals	Expenditure Plan	Issue	Total Request
Program:	DEA-5-0	Aging and Adult Services			
Sub Program:	DEA-5-3	SLI Community and Emergency Services			

Expenditure Categories

FTE	-	-	-	-
Personal Services	-	-	-	-
Employee Related Expenditures	-	-	-	-
Subtotal Personal Services and ERE	-	-	-	-
Professional & Outside Services	-	-	-	-
Travel In-State	-	-	-	-
Travel Out-Of-State	-	-	-	-
Food	-	-	-	-
Aid To Organizations & Individuals	53,281.2	71,399.7	-	71,399.7
Other Operating Expenditures	-	-	-	-
Capital Outlay	-	-	-	-
Capital Equipment	-	-	-	-
Non-Capital Equipment	-	-	-	-
Cost Allocation & Indirect Costs	-	-	-	-
Transfers-Out	-	-	-	-
Expenditure Categories Total:	53,281.2	71,399.7	-	71,399.7

Fund Source

Appropriated Funds				
Temporary Assistance for Needy Families (TANF) Fund (Appropriated)	3,724.0	3,724.0	-	3,724.0
Appropriated Funds Total:	3,724.0	3,724.0	-	3,724.0
Non-Appropriated Funds				
Federal Grants Fund (Non-Appropriated)	47,649.4	59,532.2	-	59,532.2
Neighbors Helping Neighbors Fund (Non-Appropriated)	22.9	28.5	-	28.5
American Rescue Plan Act (Non-Appropriated)	1,885.0	8,115.0	-	8,115.0
Non-Appropriated Funds Total:	49,557.2	67,675.7	-	67,675.7
Aging and Adult Services Total:	53,281.2	71,399.7	-	71,399.7

**Program Budget Unit Summary of Expenditure and Budget Request
for Selected Funds**

Agency: Department of Economic Security

	FY 2023 Actuals	FY 2024 Expenditure Plan	FY 2025 Funding Issue	FY 2025 Total Request
Program: DEA-5-0 Aging and Adult Services				
Sub Program: DEA-5-3 SLI Community and Emergency Services				
Fund: DE2000 Federal Grants Fund				

Non-Appropriated

Personal Services	-	-	-	-
Employee Related Expenditures	-	-	-	-
Subtotal Personal Services and ERE	-	-	-	-
Professional & Outside Services	-	-	-	-
Travel In-State	-	-	-	-
Travel Out-Of-State	-	-	-	-
Food	-	-	-	-
Aid To Organizations & Individuals	47,649.4	59,532.2	-	59,532.2
Other Operating Expenditures	-	-	-	-
Capital Outlay	-	-	-	-
Capital Equipment	-	-	-	-
Non-Capital Equipment	-	-	-	-
Cost Allocation & Indirect Costs	-	-	-	-
Transfers-Out	-	-	-	-
Expenditure Categories Total:	47,649.4	59,532.2	-	59,532.2
Federal Grants Fund Total:	47,649.4	59,532.2	-	59,532.2

**Program Budget Unit Summary of Expenditure and Budget Request
for Selected Funds**

Agency: Department of Economic Security

	FY 2023 Actuals	FY 2024 Expenditure Plan	FY 2025 Funding Issue	FY 2025 Total Request
Program: DEA-5-0 Aging and Adult Services				
Sub Program: DEA-5-3 SLI Community and Emergency Services				
Fund: DE2007 Temporary Assistance for Needy Families (TANF) Fund				

Appropriated

Personal Services	-	-	-	-
Employee Related Expenditures	-	-	-	-
Subtotal Personal Services and ERE	-	-	-	-
Professional & Outside Services	-	-	-	-
Travel In-State	-	-	-	-
Travel Out-Of-State	-	-	-	-
Food	-	-	-	-
Aid To Organizations & Individuals	3,724.0	3,724.0	-	3,724.0
Other Operating Expenditures	-	-	-	-
Capital Outlay	-	-	-	-
Capital Equipment	-	-	-	-
Non-Capital Equipment	-	-	-	-
Cost Allocation & Indirect Costs	-	-	-	-
Transfers-Out	-	-	-	-
Expenditure Categories Total:	3,724.0	3,724.0	-	3,724.0
Temporary Assistance for Needy Families (TANF) Fund Total:	3,724.0	3,724.0	-	3,724.0

**Program Budget Unit Summary of Expenditure and Budget Request
for Selected Funds**

Agency: Department of Economic Security

	FY 2023 Actuals	FY 2024 Expenditure Plan	FY 2025 Funding Issue	FY 2025 Total Request
Program: DEA-5-0 Aging and Adult Services				
Sub Program: DEA-5-3 SLI Community and Emergency Services				
Fund: DE2348 Neighbors Helping Neighbors Fund				

Non-Appropriated

Personal Services	-	-	-	-
Employee Related Expenditures	-	-	-	-
Subtotal Personal Services and ERE	-	-	-	-
Professional & Outside Services	-	-	-	-
Travel In-State	-	-	-	-
Travel Out-Of-State	-	-	-	-
Food	-	-	-	-
Aid To Organizations & Individuals	22.9	28.5	-	28.5
Other Operating Expenditures	-	-	-	-
Capital Outlay	-	-	-	-
Capital Equipment	-	-	-	-
Non-Capital Equipment	-	-	-	-
Cost Allocation & Indirect Costs	-	-	-	-
Transfers-Out	-	-	-	-
Expenditure Categories Total:	22.9	28.5	-	28.5
Neighbors Helping Neighbors Fund Total:	22.9	28.5	-	28.5

**Program Budget Unit Summary of Expenditure and Budget Request
for Selected Funds**

Agency: Department of Economic Security

	FY 2023 Actuals	FY 2024 Expenditure Plan	FY 2025 Funding Issue	FY 2025 Total Request
Program: DEA-5-0 Aging and Adult Services				
Sub Program: DEA-5-3 SLI Community and Emergency Services				
Fund: DE2985 American Rescue Plan Act				

Non-Appropriated

Personal Services	-	-	-	-
Employee Related Expenditures	-	-	-	-
Subtotal Personal Services and ERE	-	-	-	-
Professional & Outside Services	-	-	-	-
Travel In-State	-	-	-	-
Travel Out-Of-State	-	-	-	-
Food	-	-	-	-
Aid To Organizations & Individuals	1,885.0	8,115.0	-	8,115.0
Other Operating Expenditures	-	-	-	-
Capital Outlay	-	-	-	-
Capital Equipment	-	-	-	-
Non-Capital Equipment	-	-	-	-
Cost Allocation & Indirect Costs	-	-	-	-
Transfers-Out	-	-	-	-
Expenditure Categories Total:	1,885.0	8,115.0	-	8,115.0
American Rescue Plan Act Total:	1,885.0	8,115.0	-	8,115.0
Sub Program Total for Select Funds:	53,281.2	71,399.7	-	71,399.7

**Program Budget Unit Summary of Expenditure and Budget Request
for All Funds**

Agency: Department of Economic Security

	FY 2023 Actuals	FY 2024 Expenditure Plan	FY 2025 Funding Issue	FY 2025 Total Request
Program:	DEA-5-0	Aging and Adult Services		
Sub Program:	DEA-5-5	SLI Coordinated Homeless Services		
Expenditure Categories				
FTE	-	-	-	-
Personal Services	-	-	-	-
Employee Related Expenditures	-	-	-	-
Subtotal Personal Services and ERE	-	-	-	-
Professional & Outside Services	-	-	-	-
Travel In-State	-	-	-	-
Travel Out-Of-State	-	-	-	-
Food	-	-	-	-
Aid To Organizations & Individuals	8,938.7	11,703.7	-	11,703.7
Other Operating Expenditures	-	-	-	-
Capital Outlay	-	-	-	-
Capital Equipment	-	-	-	-
Non-Capital Equipment	-	-	-	-
Cost Allocation & Indirect Costs	-	-	-	-
Transfers-Out	-	-	-	-
Expenditure Categories Total:	8,938.7	11,703.7	-	11,703.7

Fund Source

Appropriated Funds				
General Fund (Appropriated)	873.1	873.1	-	873.1
Temporary Assistance for Needy Families (TANF) Fund (Appropriated)	1,649.5	1,649.5	-	1,649.5
Appropriated Funds Total:	2,522.6	2,522.6	-	2,522.6
Non-Appropriated Funds				
Federal Grants Fund (Non-Appropriated)	6,080.7	5,516.5	-	5,516.5
American Rescue Plan Act (Non-Appropriated)	335.4	3,664.6	-	3,664.6
Non-Appropriated Funds Total:	6,416.1	9,181.1	-	9,181.1
Aging and Adult Services Total:	8,938.7	11,703.7	-	11,703.7

**Program Budget Unit Summary of Expenditure and Budget Request
for Selected Funds**

Agency: Department of Economic Security

	FY 2023 Actuals	FY 2024 Expenditure Plan	FY 2025 Funding Issue	FY 2025 Total Request
Program: DEA-5-0 Aging and Adult Services				
Sub Program: DEA-5-5 SLI Coordinated Homeless Services				
Fund: DE2000 Federal Grants Fund				

Non-Appropriated

Personal Services	-	-	-	-
Employee Related Expenditures	-	-	-	-
Subtotal Personal Services and ERE	-	-	-	-
Professional & Outside Services	-	-	-	-
Travel In-State	-	-	-	-
Travel Out-Of-State	-	-	-	-
Food	-	-	-	-
Aid To Organizations & Individuals	6,080.7	5,516.5	-	5,516.5
Other Operating Expenditures	-	-	-	-
Capital Outlay	-	-	-	-
Capital Equipment	-	-	-	-
Non-Capital Equipment	-	-	-	-
Cost Allocation & Indirect Costs	-	-	-	-
Transfers-Out	-	-	-	-
Expenditure Categories Total:	6,080.7	5,516.5	-	5,516.5
Federal Grants Fund Total:	6,080.7	5,516.5	-	5,516.5

**Program Budget Unit Summary of Expenditure and Budget Request
for Selected Funds**

Agency: Department of Economic Security

	FY 2023 Actuals	FY 2024 Expenditure Plan	FY 2025 Funding Issue	FY 2025 Total Request
Program: DEA-5-0 Aging and Adult Services				
Sub Program: DEA-5-5 SLI Coordinated Homeless Services				
Fund: DE2007 Temporary Assistance for Needy Families (TANF) Fund				

Appropriated

Personal Services	-	-	-	-
Employee Related Expenditures	-	-	-	-
Subtotal Personal Services and ERE	-	-	-	-
Professional & Outside Services	-	-	-	-
Travel In-State	-	-	-	-
Travel Out-Of-State	-	-	-	-
Food	-	-	-	-
Aid To Organizations & Individuals	1,649.5	1,649.5	-	1,649.5
Other Operating Expenditures	-	-	-	-
Capital Outlay	-	-	-	-
Capital Equipment	-	-	-	-
Non-Capital Equipment	-	-	-	-
Cost Allocation & Indirect Costs	-	-	-	-
Transfers-Out	-	-	-	-
Expenditure Categories Total:	1,649.5	1,649.5	-	1,649.5
Temporary Assistance for Needy Families (TANF) Fund Total:	1,649.5	1,649.5	-	1,649.5

**Program Budget Unit Summary of Expenditure and Budget Request
for Selected Funds**

Agency: Department of Economic Security

	FY 2023 Actuals	FY 2024 Expenditure Plan	FY 2025 Funding Issue	FY 2025 Total Request
Program: DEA-5-0 Aging and Adult Services				
Sub Program: DEA-5-5 SLI Coordinated Homeless Services				
Fund: DE2985 American Rescue Plan Act				

Non-Appropriated

Personal Services	-	-	-	-
Employee Related Expenditures	-	-	-	-
Subtotal Personal Services and ERE	-	-	-	-
Professional & Outside Services	-	-	-	-
Travel In-State	-	-	-	-
Travel Out-Of-State	-	-	-	-
Food	-	-	-	-
Aid To Organizations & Individuals	335.4	3,664.6	-	3,664.6
Other Operating Expenditures	-	-	-	-
Capital Outlay	-	-	-	-
Capital Equipment	-	-	-	-
Non-Capital Equipment	-	-	-	-
Cost Allocation & Indirect Costs	-	-	-	-
Transfers-Out	-	-	-	-
Expenditure Categories Total:	335.4	3,664.6	-	3,664.6
American Rescue Plan Act Total:	335.4	3,664.6	-	3,664.6
Sub Program Total for Select Funds:	8,938.7	11,703.7	-	11,703.7

**Program Budget Unit Summary of Expenditure and Budget Request
for All Funds**

Agency: Department of Economic Security

			FY 2024	FY 2025 Funding	FY 2025
		FY 2023 Actuals	Expenditure Plan	Issue	Total Request
Program:	DEA-5-0	Aging and Adult Services			
Sub Program:	DEA-5-6	SLI Domestic Violence Prevention			

Expenditure Categories

FTE	-	-	-	-
Personal Services	-	-	-	-
Employee Related Expenditures	-	-	-	-
Subtotal Personal Services and ERE	-	-	-	-
Professional & Outside Services	-	-	-	-
Travel In-State	-	-	-	-
Travel Out-Of-State	-	-	-	-
Food	-	-	-	-
Aid To Organizations & Individuals	14,288.4	21,240.6	-	21,240.6
Other Operating Expenditures	-	-	-	-
Capital Outlay	-	-	-	-
Capital Equipment	-	-	-	-
Non-Capital Equipment	-	-	-	-
Cost Allocation & Indirect Costs	-	-	-	-
Transfers-Out	-	-	-	-
Expenditure Categories Total:	14,288.4	21,240.6	-	21,240.6

Fund Source

Appropriated Funds				
General Fund (Appropriated)	3,283.2	3,283.2	-	3,283.2
Temporary Assistance for Needy Families (TANF) Fund (Appropriated)	6,620.5	6,620.5	-	6,620.5
Special Administration Fund (Appropriated)	100.0	100.0	-	100.0
Domestic Violence Services Fund (Appropriated)	2,432.8	4,000.3	-	4,000.3
Appropriated Funds Total:	12,436.5	14,004.0	-	14,004.0
Non-Appropriated Funds				
Federal Grants Fund (Non-Appropriated)	1,851.8	2,236.6	-	2,236.6
American Rescue Plan Act (Non-Appropriated)	-	5,000.0	-	5,000.0
Non-Appropriated Funds Total:	1,851.8	7,236.6	-	7,236.6
Aging and Adult Services Total:	14,288.4	21,240.6	-	21,240.6

**Program Budget Unit Summary of Expenditure and Budget Request
for Selected Funds**

Agency: Department of Economic Security

	FY 2023 Actuals	FY 2024 Expenditure Plan	FY 2025 Funding Issue	FY 2025 Total Request
Program: DEA-5-0 Aging and Adult Services				
Sub Program: DEA-5-6 SLI Domestic Violence Prevention				
Fund: AA1000 General Fund				

Appropriated

Personal Services	-	-	-	-
Employee Related Expenditures	-	-	-	-
Subtotal Personal Services and ERE	-	-	-	-
Professional & Outside Services	-	-	-	-
Travel In-State	-	-	-	-
Travel Out-Of-State	-	-	-	-
Food	-	-	-	-
Aid To Organizations & Individuals	3,283.2	3,283.2	-	3,283.2
Other Operating Expenditures	-	-	-	-
Capital Outlay	-	-	-	-
Capital Equipment	-	-	-	-
Non-Capital Equipment	-	-	-	-
Cost Allocation & Indirect Costs	-	-	-	-
Transfers-Out	-	-	-	-
Expenditure Categories Total:	3,283.2	3,283.2	-	3,283.2
General Fund Total:	3,283.2	3,283.2	-	3,283.2

**Program Budget Unit Summary of Expenditure and Budget Request
for Selected Funds**

Agency: Department of Economic Security

	FY 2023 Actuals	FY 2024 Expenditure Plan	FY 2025 Funding Issue	FY 2025 Total Request
Program: DEA-5-0 Aging and Adult Services				
Sub Program: DEA-5-6 SLI Domestic Violence Prevention				
Fund: DE2000 Federal Grants Fund				

Non-Appropriated

Personal Services	-	-	-	-
Employee Related Expenditures	-	-	-	-
Subtotal Personal Services and ERE	-	-	-	-
Professional & Outside Services	-	-	-	-
Travel In-State	-	-	-	-
Travel Out-Of-State	-	-	-	-
Food	-	-	-	-
Aid To Organizations & Individuals	1,851.8	2,236.6	-	2,236.6
Other Operating Expenditures	-	-	-	-
Capital Outlay	-	-	-	-
Capital Equipment	-	-	-	-
Non-Capital Equipment	-	-	-	-
Cost Allocation & Indirect Costs	-	-	-	-
Transfers-Out	-	-	-	-
Expenditure Categories Total:	1,851.8	2,236.6	-	2,236.6
Federal Grants Fund Total:	1,851.8	2,236.6	-	2,236.6

**Program Budget Unit Summary of Expenditure and Budget Request
for Selected Funds**

Agency: Department of Economic Security

	FY 2023 Actuals	FY 2024 Expenditure Plan	FY 2025 Funding Issue	FY 2025 Total Request
Program: DEA-5-0 Aging and Adult Services				
Sub Program: DEA-5-6 SLI Domestic Violence Prevention				
Fund: DE2007 Temporary Assistance for Needy Families (TANF) Fund				

Appropriated

Personal Services	-	-	-	-
Employee Related Expenditures	-	-	-	-
Subtotal Personal Services and ERE	-	-	-	-
Professional & Outside Services	-	-	-	-
Travel In-State	-	-	-	-
Travel Out-Of-State	-	-	-	-
Food	-	-	-	-
Aid To Organizations & Individuals	6,620.5	6,620.5	-	6,620.5
Other Operating Expenditures	-	-	-	-
Capital Outlay	-	-	-	-
Capital Equipment	-	-	-	-
Non-Capital Equipment	-	-	-	-
Cost Allocation & Indirect Costs	-	-	-	-
Transfers-Out	-	-	-	-
Expenditure Categories Total:	6,620.5	6,620.5	-	6,620.5
Temporary Assistance for Needy Families (TANF) Fund Total:	6,620.5	6,620.5	-	6,620.5

**Program Budget Unit Summary of Expenditure and Budget Request
for Selected Funds**

Agency: Department of Economic Security

	FY 2023 Actuals	FY 2024 Expenditure Plan	FY 2025 Funding Issue	FY 2025 Total Request
Program: DEA-5-0 Aging and Adult Services				
Sub Program: DEA-5-6 SLI Domestic Violence Prevention				
Fund: DE2066 Special Administration Fund				

Appropriated

Personal Services	-	-	-	-
Employee Related Expenditures	-	-	-	-
Subtotal Personal Services and ERE	-	-	-	-
Professional & Outside Services	-	-	-	-
Travel In-State	-	-	-	-
Travel Out-Of-State	-	-	-	-
Food	-	-	-	-
Aid To Organizations & Individuals	100.0	100.0	-	100.0
Other Operating Expenditures	-	-	-	-
Capital Outlay	-	-	-	-
Capital Equipment	-	-	-	-
Non-Capital Equipment	-	-	-	-
Cost Allocation & Indirect Costs	-	-	-	-
Transfers-Out	-	-	-	-
Expenditure Categories Total:	100.0	100.0	-	100.0
Special Administration Fund Total:	100.0	100.0	-	100.0

**Program Budget Unit Summary of Expenditure and Budget Request
for Selected Funds**

Agency: Department of Economic Security

	FY 2023 Actuals	FY 2024 Expenditure Plan	FY 2025 Funding Issue	FY 2025 Total Request
Program: DEA-5-0 Aging and Adult Services				
Sub Program: DEA-5-6 SLI Domestic Violence Prevention				
Fund: DE2160 Domestic Violence Services Fund				

Appropriated

Personal Services	-	-	-	-
Employee Related Expenditures	-	-	-	-
Subtotal Personal Services and ERE	-	-	-	-
Professional & Outside Services	-	-	-	-
Travel In-State	-	-	-	-
Travel Out-Of-State	-	-	-	-
Food	-	-	-	-
Aid To Organizations & Individuals	2,432.8	4,000.3	-	4,000.3
Other Operating Expenditures	-	-	-	-
Capital Outlay	-	-	-	-
Capital Equipment	-	-	-	-
Non-Capital Equipment	-	-	-	-
Cost Allocation & Indirect Costs	-	-	-	-
Transfers-Out	-	-	-	-
Expenditure Categories Total:	2,432.8	4,000.3	-	4,000.3
Domestic Violence Services Fund Total:	2,432.8	4,000.3	-	4,000.3

**Program Budget Unit Summary of Expenditure and Budget Request
for Selected Funds**

Agency: Department of Economic Security

	FY 2023 Actuals	FY 2024 Expenditure Plan	FY 2025 Funding Issue	FY 2025 Total Request
Program: DEA-5-0 Aging and Adult Services				
Sub Program: DEA-5-6 SLI Domestic Violence Prevention				
Fund: DE2985 American Rescue Plan Act				

Non-Appropriated

Personal Services	-	-	-	-
Employee Related Expenditures	-	-	-	-
Subtotal Personal Services and ERE	-	-	-	-
Professional & Outside Services	-	-	-	-
Travel In-State	-	-	-	-
Travel Out-Of-State	-	-	-	-
Food	-	-	-	-
Aid To Organizations & Individuals	-	5,000.0	-	5,000.0
Other Operating Expenditures	-	-	-	-
Capital Outlay	-	-	-	-
Capital Equipment	-	-	-	-
Non-Capital Equipment	-	-	-	-
Cost Allocation & Indirect Costs	-	-	-	-
Transfers-Out	-	-	-	-
Expenditure Categories Total:	-	5,000.0	-	5,000.0
American Rescue Plan Act Total:	-	5,000.0	-	5,000.0
Sub Program Total for Select Funds:	14,288.4	21,240.6	-	21,240.6

**Program Budget Unit Summary of Expenditure and Budget Request
for All Funds**

Agency: Department of Economic Security

			FY 2024	FY 2025 Funding	FY 2025
		FY 2023 Actuals	Expenditure Plan	Issue	Total Request
Program:	DEA-5-0	Aging and Adult Services			
Sub Program:	DEA-5-7	Refugee Resettlement Program			

Expenditure Categories

FTE	-	-	-	-
Personal Services	-	-	-	-
Employee Related Expenditures	-	-	-	-
Subtotal Personal Services and ERE	-	-	-	-
Professional & Outside Services	-	-	-	-
Travel In-State	-	-	-	-
Travel Out-Of-State	-	-	-	-
Food	-	-	-	-
Aid To Organizations & Individuals	22,086.2	33,129.3	-	33,129.3
Other Operating Expenditures	-	-	-	-
Capital Outlay	-	-	-	-
Capital Equipment	-	-	-	-
Non-Capital Equipment	-	-	-	-
Cost Allocation & Indirect Costs	-	-	-	-
Transfers-Out	-	-	-	-
Expenditure Categories Total:	22,086.2	33,129.3	-	33,129.3

Fund Source

Non-Appropriated Funds				
Federal Grants Fund (Non-Appropriated)	22,086.2	33,129.3	-	33,129.3
Non-Appropriated Funds Total:	22,086.2	33,129.3	-	33,129.3
Aging and Adult Services Total:	22,086.2	33,129.3	-	33,129.3

**Program Budget Unit Summary of Expenditure and Budget Request
for Selected Funds**

Agency: Department of Economic Security

	FY 2023 Actuals	FY 2024 Expenditure Plan	FY 2025 Funding Issue	FY 2025 Total Request
Program: DEA-5-0 Aging and Adult Services				
Sub Program: DEA-5-7 Refugee Resettlement Program				
Fund: DE2000 Federal Grants Fund				

Non-Appropriated

Personal Services	-	-	-	-
Employee Related Expenditures	-	-	-	-
Subtotal Personal Services and ERE	-	-	-	-
Professional & Outside Services	-	-	-	-
Travel In-State	-	-	-	-
Travel Out-Of-State	-	-	-	-
Food	-	-	-	-
Aid To Organizations & Individuals	22,086.2	33,129.3	-	33,129.3
Other Operating Expenditures	-	-	-	-
Capital Outlay	-	-	-	-
Capital Equipment	-	-	-	-
Non-Capital Equipment	-	-	-	-
Cost Allocation & Indirect Costs	-	-	-	-
Transfers-Out	-	-	-	-
Expenditure Categories Total:	22,086.2	33,129.3	-	33,129.3
Federal Grants Fund Total:	22,086.2	33,129.3	-	33,129.3
Sub Program Total for Select Funds:	22,086.2	33,129.3	-	33,129.3

**Program Budget Unit Summary of Expenditure and Budget Request
for All Funds**

Agency: Department of Economic Security

			FY 2023 Actuals	FY 2024 Expenditure Plan	FY 2025 Funding Issue	FY 2025 Total Request
Program:	DEA-5-0	Aging and Adult Services				
Sub Program:	DEA-5-8	DAAS Family Caregiver Program				

Expenditure Categories

FTE	-	-	-	-	-	-
Personal Services	-	-	-	-	-	-
Employee Related Expenditures	-	-	-	-	-	-
Subtotal Personal Services and ERE	-	-	-	-	-	-
Professional & Outside Services	-	-	-	-	-	-
Travel In-State	-	-	-	-	-	-
Travel Out-Of-State	-	-	-	-	-	-
Food	-	-	-	-	-	-
Aid To Organizations & Individuals	42.4	787.6	-	-	-	787.6
Other Operating Expenditures	-	-	-	-	-	-
Capital Outlay	-	-	-	-	-	-
Capital Equipment	-	-	-	-	-	-
Non-Capital Equipment	-	-	-	-	-	-
Cost Allocation & Indirect Costs	-	-	-	-	-	-
Transfers-Out	-	-	-	-	-	-
Expenditure Categories Total:	42.4	787.6	-	-	-	787.6

Fund Source

Non-Appropriated Funds						
Family Caregiver Grant Fund (Non-Appropriated)	42.4	787.6	-	-	-	787.6
Non-Appropriated Funds Total:	42.4	787.6	-	-	-	787.6
Aging and Adult Services Total:	42.4	787.6	-	-	-	787.6

**Program Budget Unit Summary of Expenditure and Budget Request
for Selected Funds**

Agency: Department of Economic Security

	FY 2023 Actuals	FY 2024 Expenditure Plan	FY 2025 Funding Issue	FY 2025 Total Request
Program: DEA-5-0 Aging and Adult Services				
Sub Program: DEA-5-8 DAAS Family Caregiver Program				
Fund: DE2347 Family Caregiver Grant Fund				

Non-Appropriated

Personal Services	-	-	-	-
Employee Related Expenditures	-	-	-	-
Subtotal Personal Services and ERE	-	-	-	-
Professional & Outside Services	-	-	-	-
Travel In-State	-	-	-	-
Travel Out-Of-State	-	-	-	-
Food	-	-	-	-
Aid To Organizations & Individuals	42.4	787.6	-	787.6
Other Operating Expenditures	-	-	-	-
Capital Outlay	-	-	-	-
Capital Equipment	-	-	-	-
Non-Capital Equipment	-	-	-	-
Cost Allocation & Indirect Costs	-	-	-	-
Transfers-Out	-	-	-	-
Expenditure Categories Total:	42.4	787.6	-	787.6
Family Caregiver Grant Fund Total:	42.4	787.6	-	787.6
Sub Program Total for Select Funds:	42.4	787.6	-	787.6

**Program Budget Unit Summary of Expenditure and Budget Request
for All Funds**

Agency: Department of Economic Security

			FY 2023 Actuals	FY 2024 Expenditure Plan	FY 2025 Funding Issue	FY 2025 Total Request
Program:	DEA-5-0	Aging and Adult Services				
Sub Program:	DEA-5-9	SLI Sexual Violence Services				

Expenditure Categories

FTE			-	-	-	-
Personal Services			-	-	-	-
Employee Related Expenditures			-	-	-	-
Subtotal Personal Services and ERE			-	-	-	-
Professional & Outside Services			-	-	-	-
Travel In-State			-	-	-	-
Travel Out-Of-State			-	-	-	-
Food			-	-	-	-
Aid To Organizations & Individuals			-	-	-	-
Other Operating Expenditures			-	-	-	-
Capital Outlay			-	-	-	-
Capital Equipment			-	-	-	-
Non-Capital Equipment			-	-	-	-
Cost Allocation & Indirect Costs			-	-	-	-
Transfers-Out			-	-	-	-
Expenditure Categories Total:			-	-	-	-

Fund Source

Appropriated Funds						
Sexual Violence Service Fund (Appropriated)			-	-	-	-
Appropriated Funds Total:			-	-	-	-
Aging and Adult Services Total:			-	-	-	-

Program Budget Unit Summary of Expenditure and Budget Request for Selected Funds

Agency: Department of Economic Security

			FY 2024	FY 2025 Funding	FY 2025
	FY 2023 Actuals	Expenditure Plan	Issue	Total Request	
Program:	DEA-5-0	Aging and Adult Services			
Sub Program:	DEA-5-9	SLI Sexual Violence Services			
Fund:	DE2190	Sexual Violence Service Fund			

Appropriated

Personal Services	-	-	-	-
Employee Related Expenditures	-	-	-	-
Subtotal Personal Services and ERE	-	-	-	-
Professional & Outside Services	-	-	-	-
Travel In-State	-	-	-	-
Travel Out-Of-State	-	-	-	-
Food	-	-	-	-
Aid To Organizations & Individuals	-	-	-	-
Other Operating Expenditures	-	-	-	-
Capital Outlay	-	-	-	-
Capital Equipment	-	-	-	-
Non-Capital Equipment	-	-	-	-
Cost Allocation & Indirect Costs	-	-	-	-
Transfers-Out	-	-	-	-
Expenditure Categories Total:	-	-	-	-
Sexual Violence Service Fund Total:	-	-	-	-
Sub Program Total for Select Funds:	-	-	-	-

Program Summary of Expenditure and Budget Request

Agency: Department of Economic Security

Program: Division of Children, Youth and Families

Program Summary		FY 2023 Actuals	FY 2024 Expenditure Plan	FY 2025 Funding Issue	FY 2025 Total Request
DEA-6-1	Children Youth and Families	216,857.1	215,077.0	-	215,077.0
	Division of Children, Youth and Families Summary Total:	216,857.1	215,077.0	-	215,077.0

Expenditure Categories		FY 2023 Actuals	FY 2024 Expenditure Plan	FY 2025 Funding Issue	FY 2025 Total Request
FTE	FTE	-	-	-	-
6000	Personal Services	-	-	-	-
6100	Employee Related Expenditures	-	-	-	-
	Subtotal Personal Services and ERE	-	-	-	-
6200	Professional & Outside Services	-	-	-	-
6500	Travel In-State	-	-	-	-
6600	Travel Out-Of-State	-	-	-	-
6700	Food	-	-	-	-
6800	Aid To Organizations & Individuals	216,857.1	215,077.0	-	215,077.0
7000	Other Operating Expenditures	-	-	-	-
8100	Capital Outlay	-	-	-	-
8400	Capital Equipment	-	-	-	-
8500	Non-Capital Equipment	-	-	-	-
9000	Cost Allocation & Indirect Costs	-	-	-	-
9100	Transfers-Out	-	-	-	-
	Expenditure Categories Total:	216,857.1	215,077.0	-	215,077.0

Fund Source		FY 2023 Actuals	FY 2024 Expenditure Plan	FY 2025 Funding Issue	FY 2025 Total Request
Non-Appropriated Funds					
DE2000	Federal Grants Fund (Non-Appropriated)	216,857.1	215,077.0	-	215,077.0
	Non-Appropriated Funds Total:	216,857.1	215,077.0	-	215,077.0
	Division of Children, Youth and Families Summary Total:	216,857.1	215,077.0	-	215,077.0

Program Summary of Expenditure and Budget Request for Selected Funds

Agency:	Department of Economic Security
Program:	Division of Children, Youth and Families
Fund:	DE2000 Federal Grants Fund (Non-Appropriated)

Program Expenditures	FY 2023 Actuals	FY 2024 Expenditure Plan	FY 2025 Funding Issue	FY 2025 Total Request
DEA-6-1 Children Youth and Families	216,857.1	215,077.0	-	215,077.0
Federal Grants Fund (Non-Appropriated)	216,857.1	215,077.0	-	215,077.0
Summary Total:	216,857.1	215,077.0	-	215,077.0
Non-Appropriated Funding				
6000 Personal Services	-	-	-	-
6100 Employee Related Expenditures	-	-	-	-
Subtotal Personal Services and ERE	-	-	-	-
6200 Professional & Outside Services	-	-	-	-
6500 Travel In-State	-	-	-	-
6600 Travel Out-Of-State	-	-	-	-
6700 Food	-	-	-	-
6800 Aid To Organizations & Individuals	216,857.1	215,077.0	-	215,077.0
7000 Other Operating Expenditures	-	-	-	-
8100 Capital Outlay	-	-	-	-
8400 Capital Equipment	-	-	-	-
8500 Non-Capital Equipment	-	-	-	-
9000 Cost Allocation & Indirect Costs	-	-	-	-
9100 Transfers-Out	-	-	-	-
Expenditure Categories Total:	216,857.1	215,077.0	-	215,077.0
Fund DE2000 - N Total:	216,857.1	215,077.0	-	215,077.0
Division of Children, Youth and Families Total:	216,857.1	215,077.0	-	215,077.0

**Program Budget Unit Summary of Expenditure and Budget Request
for All Funds**

Agency: Department of Economic Security

	FY 2023 Actuals	FY 2024 Expenditure Plan	FY 2025 Funding Issue	FY 2025 Total Request
Program: DEA-6-0 Division of Children, Youth and Families				
Expenditure Categories				
FTE	-	-	-	-
Personal Services	-	-	-	-
Employee Related Expenditures	-	-	-	-
Subtotal Personal Services and ERE	-	-	-	-
Professional & Outside Services	-	-	-	-
Travel In-State	-	-	-	-
Travel Out-Of-State	-	-	-	-
Food	-	-	-	-
Aid To Organizations & Individuals	216,857.1	215,077.0	-	215,077.0
Other Operating Expenditures	-	-	-	-
Capital Outlay	-	-	-	-
Capital Equipment	-	-	-	-
Non-Capital Equipment	-	-	-	-
Cost Allocation & Indirect Costs	-	-	-	-
Transfers-Out	-	-	-	-
Expenditure Categories Total:	216,857.1	215,077.0	-	215,077.0

Fund Source

Non-Appropriated Funds				
Federal Grants Fund (Non-Appropriated)	216,857.1	215,077.0	-	215,077.0
Non-Appropriated Funds Total:	216,857.1	215,077.0	-	215,077.0
Division of Children, Youth and Families Total:	216,857.1	215,077.0	-	215,077.0

**Program Budget Unit Summary of Expenditure and Budget Request
for All Funds**

Agency: Department of Economic Security

			FY 2024	FY 2025 Funding	FY 2025
		FY 2023 Actuals	Expenditure Plan	Issue	Total Request
Program:	DEA-6-0	Division of Children, Youth and Families			
Sub Program:	DEA-6-1	Children Youth and Families			

Expenditure Categories

FTE		-	-	-	-
Personal Services		-	-	-	-
Employee Related Expenditures		-	-	-	-
Subtotal Personal Services and ERE		-	-	-	-
Professional & Outside Services		-	-	-	-
Travel In-State		-	-	-	-
Travel Out-Of-State		-	-	-	-
Food		-	-	-	-
Aid To Organizations & Individuals		216,857.1	215,077.0	-	215,077.0
Other Operating Expenditures		-	-	-	-
Capital Outlay		-	-	-	-
Capital Equipment		-	-	-	-
Non-Capital Equipment		-	-	-	-
Cost Allocation & Indirect Costs		-	-	-	-
Transfers-Out		-	-	-	-
Expenditure Categories Total:		216,857.1	215,077.0	-	215,077.0

Fund Source

Non-Appropriated Funds					
Federal Grants Fund (Non-Appropriated)		216,857.1	215,077.0	-	215,077.0
Non-Appropriated Funds Total:		216,857.1	215,077.0	-	215,077.0
Division of Children, Youth and Families Total:		216,857.1	215,077.0	-	215,077.0

**Program Budget Unit Summary of Expenditure and Budget Request
for Selected Funds**

Agency: Department of Economic Security

	<u>FY 2023 Actuals</u>	<u>FY 2024 Expenditure Plan</u>	<u>FY 2025 Funding Issue</u>	<u>FY 2025 Total Request</u>
Program: DEA-6-0	Division of Children, Youth and Families			
Fund: DE2000	Federal Grants Fund			

Non-Appropriated

Personal Services	-	-	-	-
Employee Related Expenditures	-	-	-	-
Subtotal Personal Services and ERE	-	-	-	-
Professional & Outside Services	-	-	-	-
Travel In-State	-	-	-	-
Travel Out-Of-State	-	-	-	-
Food	-	-	-	-
Aid To Organizations & Individuals	216,857.1	215,077.0	-	215,077.0
Other Operating Expenditures	-	-	-	-
Capital Outlay	-	-	-	-
Capital Equipment	-	-	-	-
Non-Capital Equipment	-	-	-	-
Cost Allocation & Indirect Costs	-	-	-	-
Transfers-Out	-	-	-	-
Expenditure Categories Total:	216,857.1	215,077.0	-	215,077.0
Federal Grants Fund Total:	216,857.1	215,077.0	-	215,077.0
Program Total for Select Funds:	216,857.1	215,077.0	-	215,077.0

**Program Budget Unit Summary of Expenditure and Budget Request
for Selected Funds**

Agency: Department of Economic Security

	<u>FY 2023 Actuals</u>	<u>FY 2024 Expenditure Plan</u>	<u>FY 2025 Funding Issue</u>	<u>FY 2025 Total Request</u>
Program: DEA-6-0	Division of Children, Youth and Families			
Sub Program: DEA-6-1	Children Youth and Families			
Fund: DE2000	Federal Grants Fund			

Non-Appropriated

Personal Services	-	-	-	-
Employee Related Expenditures	-	-	-	-
Subtotal Personal Services and ERE	-	-	-	-
Professional & Outside Services	-	-	-	-
Travel In-State	-	-	-	-
Travel Out-Of-State	-	-	-	-
Food	-	-	-	-
Aid To Organizations & Individuals	216,857.1	215,077.0	-	215,077.0
Other Operating Expenditures	-	-	-	-
Capital Outlay	-	-	-	-
Capital Equipment	-	-	-	-
Non-Capital Equipment	-	-	-	-
Cost Allocation & Indirect Costs	-	-	-	-
Transfers-Out	-	-	-	-
Expenditure Categories Total:	216,857.1	215,077.0	-	215,077.0
Federal Grants Fund Total:	216,857.1	215,077.0	-	215,077.0
Sub Program Total for Select Funds:	216,857.1	215,077.0	-	215,077.0

Program Expenditure Schedule

Agency: Department of Economic Security

	FY 2023 Actuals	FY 2024 Expenditure Plan	FY 2025 Funding Issue	FY 2025 Total Request
Program: DEA-6-0 Division of Children, Youth and Families				
Aid To Organizations & Individuals				
Aid to Organizations and Individuals	216,857.1	215,077.0	-	215,077.0
Expenditure Category Total:	216,857.1	215,077.0	-	215,077.0
Fund Source				
Non-Appropriated Funds				
DE2000 Federal Grants Fund (Non-Appropriated)	216,857.1	215,077.0	-	215,077.0
Non-Appropriated Funds Total:	216,857.1	215,077.0	-	215,077.0
Fund Source Total:	216,857.1	215,077.0	-	215,077.0

Sub Program: DEA-6-1 Children Youth and Families

Aid To Organizations & Individuals				
Aid to Organizations and Individuals	216,857.1	215,077.0	-	215,077.0
Expenditure Category Total:	216,857.1	215,077.0	-	215,077.0
Fund Source				
Non-Appropriated Funds				
DE2000 Federal Grants Fund (Non-Appropriated)	216,857.1	215,077.0	-	215,077.0
Non-Appropriated Funds Total:	216,857.1	215,077.0	-	215,077.0
Fund Source Total:	216,857.1	215,077.0	-	215,077.0

Program Summary of Expenditure and Budget Request

Agency: Department of Economic Security

Program: Employment and Rehabilitation Services

Program Summary		FY 2023 Actuals	FY 2024 Expenditure Plan	FY 2025 Funding Issue	FY 2025 Total Request
DEA-7-1	Employment and Rehabilitation Services	140,533.8	149,655.8	5,900.0	155,555.8
DEA-7-12	SLI Child Care Subsidy Non-lapsing	0.0	-	-	-
DEA-7-2	SLI JOBS	11,005.6	11,005.6	-	11,005.6
DEA-7-3	SLI Child Care Subsidy	179,380.2	187,080.2	91,000.0	278,080.2
DEA-7-4	SLI Independent Living Rehabilitation Services	2,512.5	2,512.5	-	2,512.5
DEA-7-5	SLI Workforce Innovation and Opportunity Act Services	80,779.9	85,824.2	-	85,824.2
DEA-7-6	SLI Rehabilitation Services	65,823.5	65,823.5	-	65,823.5
DEA-7-8	Unemployment Insurance	248,487.9	331,868.0	16,842.0	348,710.0
DEA-7-9	Employment Services	2,535.8	2,535.8	-	2,535.8
Employment and Rehabilitation Services Summary Total:		731,059.2	836,305.6	113,742.0	950,047.6

Expenditure Categories		FY 2023 Actuals	FY 2024 Expenditure Plan	FY 2025 Funding Issue	FY 2025 Total Request
FTE	FTE	1,223.6	1,223.6	-	1,223.6
6000	Personal Services	70,542.4	65,097.5	-	65,097.5
6100	Employee Related Expenditures	31,358.2	28,998.7	-	28,998.7
Subtotal Personal Services and ERE		101,900.6	94,096.2	-	94,096.2
6200	Professional & Outside Services	48,399.3	66,205.2	5,900.0	72,105.2
6500	Travel In-State	133.6	118.6	-	118.6
6600	Travel Out-Of-State	8.2	7.9	-	7.9
6700	Food	-	-	-	-
6800	Aid To Organizations & Individuals	557,352.0	652,211.7	107,842.0	760,053.7
7000	Other Operating Expenditures	22,713.1	23,141.6	-	23,141.6
8100	Capital Outlay	2.8	3.3	-	3.3
8400	Capital Equipment	-	-	-	-
8500	Non-Capital Equipment	549.5	521.1	-	521.1
9000	Cost Allocation & Indirect Costs	-	-	-	-
9100	Transfers-Out	-	-	-	-
Expenditure Categories Total:		731,059.2	836,305.6	113,742.0	950,047.6

Fund Source		FY 2023 Actuals	FY 2024 Expenditure Plan	FY 2025 Funding Issue	FY 2025 Total Request
Appropriated Funds					
AA1000	General Fund (Appropriated)	15,971.5	15,880.5	-	15,880.5

Program Summary of Expenditure and Budget Request

Agency:	Department of Economic Security
----------------	--

Program:	Employment and Rehabilitation Services
-----------------	---

		FY 2023 Actuals	FY 2024 Expenditure Plan	FY 2025 Funding Issue	FY 2025 Total Request
Appropriated Funds					
DE2007	Temporary Assistance for Needy Families (TANF) Fund (Appropriated)	12,932.9	14,932.9	-	14,932.9
DE2008	Child Care and Development Fund (Appropriated)	198,931.1	198,946.3	91,000.0	289,946.3
DE2010	Workforce Investment Grant Fund (Appropriated)	85,358.5	86,703.4	-	86,703.4
DE2066	Special Administration Fund (Appropriated)	1,131.4	1,131.2	-	1,131.2
DE2335	Spinal and Head Injuries Trust Fund (Appropriated)	2,340.9	2,338.4	-	2,338.4
	Appropriated Funds Total:	316,666.3	319,932.7	91,000.0	410,932.7
Non-Appropriated Funds					
DE2000	Federal Grants Fund (Non-Appropriated)	165,905.0	165,904.9	-	165,904.9
DE2008	Child Care and Development Fund (Non-Appropriated)	0.0	-	-	-
DE2985	American Rescue Plan Act (Non-Appropriated)	-	18,600.0	5,900.0	24,500.0
DE7510	Unemployment Insurance Benefits Fund (Non-Appropriated)	248,487.9	331,868.0	16,842.0	348,710.0
	Non-Appropriated Funds Total:	414,392.9	516,372.9	22,742.0	539,114.9
	Employment and Rehabilitation Services Summary Total:	731,059.2	836,305.6	113,742.0	950,047.6

Program Summary of Expenditure and Budget Request for Selected Funds

Agency:	Department of Economic Security
Program:	Employment and Rehabilitation Services
Fund:	AA1000 General Fund (Appropriated)

Program Expenditures	FY 2023 Actuals	FY 2024 Expenditure Plan	FY 2025 Funding Issue	FY 2025 Total Request
DEA-7-1 Employment and Rehabilitation Services	7,558.8	8,820.1	-	8,820.1
DEA-7-2 SLI JOBS	300.0	300.0	-	300.0
DEA-7-4 SLI Independent Living Rehabilitation Services	166.0	166.0	-	166.0
DEA-7-5 SLI Workforce Innovation and Opportunity Act Services	1,352.3	-	-	-
DEA-7-6 SLI Rehabilitation Services	6,594.4	6,594.4	-	6,594.4
General Fund (Appropriated) Summary Total:	15,971.5	15,880.5	-	15,880.5
Appropriated Funding				
6000 Personal Services	3,496.7	4,080.2	-	4,080.2
6100 Employee Related Expenditures	1,570.8	1,833.0	-	1,833.0
Subtotal Personal Services and ERE	5,067.5	5,913.2	-	5,913.2
6200 Professional & Outside Services	2,510.9	1,351.8	-	1,351.8
6500 Travel In-State	6.6	7.8	-	7.8
6600 Travel Out-Of-State	0.6	0.7	-	0.7
6700 Food	-	-	-	-
6800 Aid To Organizations & Individuals	7,060.4	7,060.4	-	7,060.4
7000 Other Operating Expenditures	1,302.6	1,520.0	-	1,520.0
8100 Capital Outlay	2.8	3.3	-	3.3
8400 Capital Equipment	-	-	-	-
8500 Non-Capital Equipment	19.9	23.3	-	23.3
9000 Cost Allocation & Indirect Costs	-	-	-	-
9100 Transfers-Out	-	-	-	-
Expenditure Categories Total:	15,971.5	15,880.5	-	15,880.5
Fund AA1000 - A Total:	15,971.5	15,880.5	-	15,880.5

Program Summary of Expenditure and Budget Request for Selected Funds

Agency:	Department of Economic Security
Program:	Employment and Rehabilitation Services
Fund:	DE2000 Federal Grants Fund (Non-Appropriated)

Program Expenditures		FY 2023 Actuals	FY 2024 Expenditure Plan	FY 2025 Funding Issue	FY 2025 Total Request
DEA-7-1	Employment and Rehabilitation Services	103,571.7	103,571.6	-	103,571.6
DEA-7-4	SLI Independent Living Rehabilitation Services	1,223.1	1,223.1	-	1,223.1
DEA-7-6	SLI Rehabilitation Services	58,574.4	58,574.4	-	58,574.4
DEA-7-9	Employment Services	2,535.8	2,535.8	-	2,535.8
Federal Grants Fund (Non-Appropriated) Summary Total:		165,905.0	165,904.9	-	165,904.9
Non-Appropriated Funding					
6000	Personal Services	50,687.6	50,687.6	-	50,687.6
6100	Employee Related Expenditures	22,807.0	22,807.0	-	22,807.0
Subtotal Personal Services and ERE		73,494.7	73,494.6	-	73,494.6
6200	Professional & Outside Services	9,504.5	9,504.5	-	9,504.5
6500	Travel In-State	95.8	95.8	-	95.8
6600	Travel Out-Of-State	7.1	7.1	-	7.1
6700	Food	-	-	-	-
6800	Aid To Organizations & Individuals	65,868.0	65,868.0	-	65,868.0
7000	Other Operating Expenditures	16,934.9	16,934.9	-	16,934.9
8100	Capital Outlay	-	-	-	-
8400	Capital Equipment	-	-	-	-
8500	Non-Capital Equipment	-	-	-	-
9000	Cost Allocation & Indirect Costs	-	-	-	-
9100	Transfers-Out	-	-	-	-
Expenditure Categories Total:		165,905.0	165,904.9	-	165,904.9
Fund DE2000 - N Total:		165,905.0	165,904.9	-	165,904.9

Program Summary of Expenditure and Budget Request for Selected Funds

Agency:	Department of Economic Security
Program:	Employment and Rehabilitation Services
Fund:	DE2007 Temporary Assistance for Needy Families (TANF) Fund (Appropriated)

Program Expenditures	FY 2023 Actuals	FY 2024 Expenditure Plan	FY 2025 Funding Issue	FY 2025 Total Request
DEA-7-1 Employment and Rehabilitation Services	3,338.2	5,338.2	-	5,338.2
DEA-7-2 SLI JOBS	9,594.7	9,594.7	-	9,594.7
Temporary Assistance for Needy Families (TANF) Fund (Appropriated) Summary Total:	12,932.9	14,932.9	-	14,932.9
Appropriated Funding				
6000 Personal Services	1,746.2	1,746.2	-	1,746.2
6100 Employee Related Expenditures	712.5	712.5	-	712.5
Subtotal Personal Services and ERE	2,458.7	2,458.7	-	2,458.7
6200 Professional & Outside Services	5,132.3	5,132.3	-	5,132.3
6500 Travel In-State	0.3	0.3	-	0.3
6600 Travel Out-Of-State	0.0	-	-	-
6700 Food	-	-	-	-
6800 Aid To Organizations & Individuals	4,642.7	4,642.7	-	4,642.7
7000 Other Operating Expenditures	690.1	2,690.1	-	2,690.1
8100 Capital Outlay	-	-	-	-
8400 Capital Equipment	-	-	-	-
8500 Non-Capital Equipment	8.8	8.8	-	8.8
9000 Cost Allocation & Indirect Costs	-	-	-	-
9100 Transfers-Out	-	-	-	-
Expenditure Categories Total:	12,932.9	14,932.9	-	14,932.9
Fund DE2007 - A Total:	12,932.9	14,932.9	-	14,932.9

Program Summary of Expenditure and Budget Request for Selected Funds

Agency:	Department of Economic Security
Program:	Employment and Rehabilitation Services
Fund:	DE2008 Child Care and Development Fund (Appropriated)

Program Expenditures	FY 2023 Actuals	FY 2024 Expenditure Plan	FY 2025 Funding Issue	FY 2025 Total Request
DEA-7-1 Employment and Rehabilitation Services	19,550.9	11,866.1	-	11,866.1
DEA-7-3 SLI Child Care Subsidy	179,380.2	187,080.2	91,000.0	278,080.2
Child Care and Development Fund (Appropriated) Summary Total:	198,931.1	198,946.3	91,000.0	289,946.3
Appropriated Funding				
6000 Personal Services	10,430.6	6,330.7	-	6,330.7
6100 Employee Related Expenditures	4,617.4	2,802.5	-	2,802.5
Subtotal Personal Services and ERE	15,048.1	9,133.2	-	9,133.2
6200 Professional & Outside Services	18,680.2	18,691.4	-	18,691.4
6500 Travel In-State	16.9	10.3	-	10.3
6600 Travel Out-Of-State	-	-	-	-
6700 Food	-	-	-	-
6800 Aid To Organizations & Individuals	162,535.1	169,502.5	91,000.0	260,502.5
7000 Other Operating Expenditures	2,503.5	1,519.5	-	1,519.5
8100 Capital Outlay	-	-	-	-
8400 Capital Equipment	-	-	-	-
8500 Non-Capital Equipment	147.3	89.4	-	89.4
9000 Cost Allocation & Indirect Costs	-	-	-	-
9100 Transfers-Out	-	-	-	-
Expenditure Categories Total:	198,931.1	198,946.3	91,000.0	289,946.3
Fund DE2008 - A Total:	198,931.1	198,946.3	91,000.0	289,946.3

Program Summary of Expenditure and Budget Request for Selected Funds

Agency:	Department of Economic Security
Program:	Employment and Rehabilitation Services
Fund:	DE2008 Child Care and Development Fund (Non-Appropriated)

Program Expenditures	FY 2023 Actuals	FY 2024 Expenditure Plan	FY 2025 Funding Issue	FY 2025 Total Request
DEA-7-12 SLI Child Care Subsidy Non-lapsing	0.0	-	-	-
Child Care and Development Fund (Non-Appropriated) Summary Total:	0.0	-	-	-
Non-Appropriated Funding				
6000 Personal Services	-	-	-	-
6100 Employee Related Expenditures	-	-	-	-
Subtotal Personal Services and ERE	-	-	-	-
6200 Professional & Outside Services	0.0	-	-	-
6500 Travel In-State	0.0	-	-	-
6600 Travel Out-Of-State	-	-	-	-
6700 Food	-	-	-	-
6800 Aid To Organizations & Individuals	0.0	-	-	-
7000 Other Operating Expenditures	0.0	-	-	-
8100 Capital Outlay	-	-	-	-
8400 Capital Equipment	-	-	-	-
8500 Non-Capital Equipment	0.0	-	-	-
9000 Cost Allocation & Indirect Costs	-	-	-	-
9100 Transfers-Out	-	-	-	-
Expenditure Categories Total:	0.0	-	-	-
Fund DE2008 - N Total:	0.0	-	-	-

Program Summary of Expenditure and Budget Request for Selected Funds

Agency:	Department of Economic Security
Program:	Employment and Rehabilitation Services
Fund:	DE2010 Workforce Investment Grant Fund (Appropriated)

Program Expenditures	FY 2023 Actuals	FY 2024 Expenditure Plan	FY 2025 Funding Issue	FY 2025 Total Request
DEA-7-1 Employment and Rehabilitation Services	5,930.9	879.2	-	879.2
DEA-7-5 SLI Workforce Innovation and Opportunity Act Services	79,427.6	85,824.2	-	85,824.2
Workforce Investment Grant Fund (Appropriated) Summary Total:	85,358.5	86,703.4	-	86,703.4
Appropriated Funding				
6000 Personal Services	3,909.0	1,981.8	-	1,981.8
6100 Employee Related Expenditures	1,541.3	735.1	-	735.1
Subtotal Personal Services and ERE	5,450.4	2,716.9	-	2,716.9
6200 Professional & Outside Services	11,454.2	11,808.1	-	11,808.1
6500 Travel In-State	13.9	4.4	-	4.4
6600 Travel Out-Of-State	0.5	0.1	-	0.1
6700 Food	-	-	-	-
6800 Aid To Organizations & Individuals	66,979.8	71,492.0	-	71,492.0
7000 Other Operating Expenditures	1,086.6	282.8	-	282.8
8100 Capital Outlay	-	-	-	-
8400 Capital Equipment	-	-	-	-
8500 Non-Capital Equipment	373.0	399.1	-	399.1
9000 Cost Allocation & Indirect Costs	-	-	-	-
9100 Transfers-Out	-	-	-	-
Expenditure Categories Total:	85,358.5	86,703.4	-	86,703.4
Fund DE2010 - A Total:	85,358.5	86,703.4	-	86,703.4

Program Summary of Expenditure and Budget Request for Selected Funds

Agency: Department of Economic Security

Program: Employment and Rehabilitation Services

Fund: DE2066 Special Administration Fund (Appropriated)

Program Expenditures		FY 2023 Actuals	FY 2024 Expenditure Plan	FY 2025 Funding Issue	FY 2025 Total Request
DEA-7-1	Employment and Rehabilitation Services	20.5	20.3	-	20.3
DEA-7-2	SLI JOBS	1,110.9	1,110.9	-	1,110.9
	Special Administration Fund (Appropriated) Summary Total:	1,131.4	1,131.2	-	1,131.2
Appropriated Funding					
6000	Personal Services	-	-	-	-
6100	Employee Related Expenditures	-	-	-	-
	Subtotal Personal Services and ERE	-	-	-	-
6200	Professional & Outside Services	1,110.9	1,110.9	-	1,110.9
6500	Travel In-State	-	-	-	-
6600	Travel Out-Of-State	-	-	-	-
6700	Food	-	-	-	-
6800	Aid To Organizations & Individuals	-	-	-	-
7000	Other Operating Expenditures	20.5	20.3	-	20.3
8100	Capital Outlay	-	-	-	-
8400	Capital Equipment	-	-	-	-
8500	Non-Capital Equipment	-	-	-	-
9000	Cost Allocation & Indirect Costs	-	-	-	-
9100	Transfers-Out	-	-	-	-
	Expenditure Categories Total:	1,131.4	1,131.2	-	1,131.2
	Fund DE2066 - A Total:	1,131.4	1,131.2	-	1,131.2

Program Summary of Expenditure and Budget Request for Selected Funds

Agency:	Department of Economic Security
Program:	Employment and Rehabilitation Services
Fund:	DE2335 Spinal and Head Injuries Trust Fund (Appropriated)

Program Expenditures	FY 2023 Actuals	FY 2024 Expenditure Plan	FY 2025 Funding Issue	FY 2025 Total Request
DEA-7-1 Employment and Rehabilitation Services	562.8	560.3	-	560.3
DEA-7-4 SLI Independent Living Rehabilitation Services	1,123.4	1,123.4	-	1,123.4
DEA-7-6 SLI Rehabilitation Services	654.7	654.7	-	654.7
Spinal and Head Injuries Trust Fund (Appropriated) Summary Total:	2,340.9	2,338.4	-	2,338.4
Appropriated Funding	FY 2023 Actuals	FY 2024 Expenditure Plan	FY 2025 Funding Issue	FY 2025 Total Request
6000 Personal Services	272.2	271.0	-	271.0
6100 Employee Related Expenditures	109.1	108.6	-	108.6
Subtotal Personal Services and ERE	381.2	379.6	-	379.6
6200 Professional & Outside Services	6.3	6.2	-	6.2
6500 Travel In-State	0.0	-	-	-
6600 Travel Out-Of-State	0.0	-	-	-
6700 Food	-	-	-	-
6800 Aid To Organizations & Individuals	1,778.1	1,778.1	-	1,778.1
7000 Other Operating Expenditures	174.8	174.0	-	174.0
8100 Capital Outlay	-	-	-	-
8400 Capital Equipment	-	-	-	-
8500 Non-Capital Equipment	0.5	0.5	-	0.5
9000 Cost Allocation & Indirect Costs	-	-	-	-
9100 Transfers-Out	-	-	-	-
Expenditure Categories Total:	2,340.9	2,338.4	-	2,338.4
Fund DE2335 - A Total:	2,340.9	2,338.4	-	2,338.4

Program Summary of Expenditure and Budget Request for Selected Funds

Agency:	Department of Economic Security
Program:	Employment and Rehabilitation Services
Fund:	DE2985 American Rescue Plan Act (Non-Appropriated)

Program Expenditures	FY 2023 Actuals	FY 2024 Expenditure Plan	FY 2025 Funding Issue	FY 2025 Total Request
DEA-7-1 Employment and Rehabilitation Services	-	18,600.0	5,900.0	24,500.0
American Rescue Plan Act (Non-Appropriated)	-	18,600.0	5,900.0	24,500.0
Summary Total:	-	18,600.0	5,900.0	24,500.0
Non-Appropriated Funding				
6000 Personal Services	-	-	-	-
6100 Employee Related Expenditures	-	-	-	-
Subtotal Personal Services and ERE	-	-	-	-
6200 Professional & Outside Services	-	18,600.0	5,900.0	24,500.0
6500 Travel In-State	-	-	-	-
6600 Travel Out-Of-State	-	-	-	-
6700 Food	-	-	-	-
6800 Aid To Organizations & Individuals	-	-	-	-
7000 Other Operating Expenditures	-	-	-	-
8100 Capital Outlay	-	-	-	-
8400 Capital Equipment	-	-	-	-
8500 Non-Capital Equipment	-	-	-	-
9000 Cost Allocation & Indirect Costs	-	-	-	-
9100 Transfers-Out	-	-	-	-
Expenditure Categories Total:	-	18,600.0	5,900.0	24,500.0
Fund DE2985 - N Total:	-	18,600.0	5,900.0	24,500.0

Program Summary of Expenditure and Budget Request for Selected Funds

Agency: Department of Economic Security

Program: Employment and Rehabilitation Services

Fund: DE7510 Unemployment Insurance Benefits Fund (Non-Appropriated)

Program Expenditures		FY 2023 Actuals	FY 2024 Expenditure Plan	FY 2025 Funding Issue	FY 2025 Total Request
DEA-7-8	Unemployment Insurance	248,487.9	331,868.0	16,842.0	348,710.0
	Unemployment Insurance Benefits Fund (Non-Appropriated) Summary Total:	248,487.9	331,868.0	16,842.0	348,710.0
Non-Appropriated Funding					
6000	Personal Services	-	-	-	-
6100	Employee Related Expenditures	-	-	-	-
	Subtotal Personal Services and ERE	-	-	-	-
6200	Professional & Outside Services	-	-	-	-
6500	Travel In-State	-	-	-	-
6600	Travel Out-Of-State	-	-	-	-
6700	Food	-	-	-	-
6800	Aid To Organizations & Individuals	248,487.9	331,868.0	16,842.0	348,710.0
7000	Other Operating Expenditures	-	-	-	-
8100	Capital Outlay	-	-	-	-
8400	Capital Equipment	-	-	-	-
8500	Non-Capital Equipment	-	-	-	-
9000	Cost Allocation & Indirect Costs	-	-	-	-
9100	Transfers-Out	-	-	-	-
	Expenditure Categories Total:	248,487.9	331,868.0	16,842.0	348,710.0
	Fund DE7510 - N Total:	248,487.9	331,868.0	16,842.0	348,710.0
	Employment and Rehabilitation Services Total:	731,059.2	836,305.6	113,742.0	950,047.6

**Program Budget Unit Summary of Expenditure and Budget Request
for All Funds**

Agency: Department of Economic Security

	FY 2023 Actuals	FY 2024 Expenditure Plan	FY 2025 Funding Issue	FY 2025 Total Request
Program:	DEA-7-0 Employment and Rehabilitation Services			
Expenditure Categories				
FTE	1,223.6	1,223.6	-	1,223.6
Personal Services	70,542.4	65,097.5	-	65,097.5
Employee Related Expenditures	31,358.2	28,998.7	-	28,998.7
Subtotal Personal Services and ERE	101,900.6	94,096.2	-	94,096.2
Professional & Outside Services	48,399.3	66,205.2	-	66,205.2
Travel In-State	133.6	118.6	-	118.6
Travel Out-Of-State	8.2	7.9	-	7.9
Food	-	-	-	-
Aid To Organizations & Individuals	557,352.0	652,211.7	107,842.0	760,053.7
Other Operating Expenditures	22,713.1	23,141.6	-	23,141.6
Capital Outlay	2.8	3.3	-	3.3
Capital Equipment	-	-	-	-
Non-Capital Equipment	549.5	521.1	-	521.1
Cost Allocation & Indirect Costs	-	-	-	-
Transfers-Out	-	-	-	-
Expenditure Categories Total:	731,059.2	836,305.6	107,842.0	944,147.6
Fund Source				
Appropriated Funds				
General Fund (Appropriated)	15,971.5	15,880.5	-	15,880.5
Temporary Assistance for Needy Families (TANF) Fund (Appropriated)	12,932.9	14,932.9	-	14,932.9
Child Care and Development Fund (Appropriated)	198,931.1	198,946.3	91,000.0	289,946.3
Workforce Investment Grant Fund (Appropriated)	85,358.5	86,703.4	-	86,703.4
Special Administration Fund (Appropriated)	1,131.4	1,131.2	-	1,131.2
Spinal and Head Injuries Trust Fund (Appropriated)	2,340.9	2,338.4	-	2,338.4
Appropriated Funds Total:	316,666.3	319,932.7	91,000.0	410,932.7
Non-Appropriated Funds				
Federal Grants Fund (Non-Appropriated)	165,905.0	165,904.9	-	165,904.9
Child Care and Development Fund (Non-Appropriated)	0.0	-	-	-
American Rescue Plan Act (Non-Appropriated)	-	18,600.0	-	18,600.0
Unemployment Insurance Benefits Fund (Non-Appropriated)	248,487.9	331,868.0	16,842.0	348,710.0
Non-Appropriated Funds Total:	414,392.9	516,372.9	16,842.0	533,214.9
Employment and Rehabilitation Services Total:	731,059.2	836,305.6	107,842.0	944,147.6

**Program Budget Unit Summary of Expenditure and Budget Request
for All Funds**

Agency: Department of Economic Security

			FY 2024 Expenditure Plan	FY 2025 Funding Issue	FY 2025 Total Request
Program:	DEA-7-0	Employment and Rehabilitation Services			
Sub Program:	DEA-7-1	Employment and Rehabilitation Services			

Expenditure Categories

FTE	1,223.6	1,223.6	-	1,223.6
Personal Services	69,038.2	63,472.2	-	63,472.2
Employee Related Expenditures	30,814.8	28,411.5	-	28,411.5
Subtotal Personal Services and ERE	99,853.0	91,883.7	-	91,883.7
Professional & Outside Services	13,202.7	30,763.6	-	30,763.6
Travel In-State	131.1	115.9	-	115.9
Travel Out-Of-State	8.2	7.9	-	7.9
Food	-	-	-	-
Aid To Organizations & Individuals	4,572.7	3,758.3	-	3,758.3
Other Operating Expenditures	22,582.6	23,000.5	-	23,000.5
Capital Outlay	2.8	3.3	-	3.3
Capital Equipment	-	-	-	-
Non-Capital Equipment	180.6	122.6	-	122.6
Cost Allocation & Indirect Costs	-	-	-	-
Transfers-Out	-	-	-	-
Expenditure Categories Total:	140,533.8	149,655.8	-	149,655.8

Fund Source

Appropriated Funds

General Fund (Appropriated)	7,558.8	8,820.1	-	8,820.1
Temporary Assistance for Needy Families (TANF) Fund (Appropriated)	3,338.2	5,338.2	-	5,338.2
Child Care and Development Fund (Appropriated)	19,550.9	11,866.1	-	11,866.1
Workforce Investment Grant Fund (Appropriated)	5,930.9	879.2	-	879.2
Special Administration Fund (Appropriated)	20.5	20.3	-	20.3
Spinal and Head Injuries Trust Fund (Appropriated)	562.8	560.3	-	560.3
Appropriated Funds Total:	36,962.1	27,484.2	-	27,484.2

Non-Appropriated Funds

Federal Grants Fund (Non-Appropriated)	103,571.7	103,571.6	-	103,571.6
American Rescue Plan Act (Non-Appropriated)	-	18,600.0	-	18,600.0
Non-Appropriated Funds Total:	103,571.7	122,171.6	-	122,171.6
Employment and Rehabilitation Services Total:	140,533.8	149,655.8	-	149,655.8

**Program Budget Unit Summary of Expenditure and Budget Request
for Selected Funds**

Agency: Department of Economic Security

	<u>FY 2023 Actuals</u>	<u>FY 2024 Expenditure Plan</u>	<u>FY 2025 Funding Issue</u>	<u>FY 2025 Total Request</u>
Program: DEA-7-0 Employment and Rehabilitation Services				
Fund: AA1000 General Fund				

Appropriated

Personal Services	3,496.7	4,080.2	-	4,080.2
Employee Related Expenditures	1,570.8	1,833.0	-	1,833.0
Subtotal Personal Services and ERE	5,067.5	5,913.2	-	5,913.2
Professional & Outside Services	2,510.9	1,351.8	-	1,351.8
Travel In-State	6.6	7.8	-	7.8
Travel Out-Of-State	0.6	0.7	-	0.7
Food	-	-	-	-
Aid To Organizations & Individuals	7,060.4	7,060.4	-	7,060.4
Other Operating Expenditures	1,302.6	1,520.0	-	1,520.0
Capital Outlay	2.8	3.3	-	3.3
Capital Equipment	-	-	-	-
Non-Capital Equipment	19.9	23.3	-	23.3
Cost Allocation & Indirect Costs	-	-	-	-
Transfers-Out	-	-	-	-
Expenditure Categories Total:	15,971.5	15,880.5	-	15,880.5
General Fund Total:	15,971.5	15,880.5	-	15,880.5

**Program Budget Unit Summary of Expenditure and Budget Request
for Selected Funds**

Agency: Department of Economic Security

	<u>FY 2023 Actuals</u>	<u>FY 2024 Expenditure Plan</u>	<u>FY 2025 Funding Issue</u>	<u>FY 2025 Total Request</u>
Program: DEA-7-0 Employment and Rehabilitation Services				
Fund: DE2000 Federal Grants Fund				

Non-Appropriated

Personal Services	50,687.6	50,687.6	-	50,687.6
Employee Related Expenditures	22,807.0	22,807.0	-	22,807.0
Subtotal Personal Services and ERE	73,494.7	73,494.6	-	73,494.6
Professional & Outside Services	9,504.5	9,504.5	-	9,504.5
Travel In-State	95.8	95.8	-	95.8
Travel Out-Of-State	7.1	7.1	-	7.1
Food	-	-	-	-
Aid To Organizations & Individuals	65,868.0	65,868.0	-	65,868.0
Other Operating Expenditures	16,934.9	16,934.9	-	16,934.9
Capital Outlay	-	-	-	-
Capital Equipment	-	-	-	-
Non-Capital Equipment	-	-	-	-
Cost Allocation & Indirect Costs	-	-	-	-
Transfers-Out	-	-	-	-
Expenditure Categories Total:	165,905.0	165,904.9	-	165,904.9
Federal Grants Fund Total:	165,905.0	165,904.9	-	165,904.9

**Program Budget Unit Summary of Expenditure and Budget Request
for Selected Funds**

Agency: Department of Economic Security

	<u>FY 2023 Actuals</u>	<u>FY 2024 Expenditure Plan</u>	<u>FY 2025 Funding Issue</u>	<u>FY 2025 Total Request</u>
Program: DEA-7-0 Employment and Rehabilitation Services				
Fund: DE2007 Temporary Assistance for Needy Families (TANF) Fund				

Appropriated

Personal Services	1,746.2	1,746.2	-	1,746.2
Employee Related Expenditures	712.5	712.5	-	712.5
Subtotal Personal Services and ERE	2,458.7	2,458.7	-	2,458.7
Professional & Outside Services	5,132.3	5,132.3	-	5,132.3
Travel In-State	0.3	0.3	-	0.3
Travel Out-Of-State	0.0	-	-	-
Food	-	-	-	-
Aid To Organizations & Individuals	4,642.7	4,642.7	-	4,642.7
Other Operating Expenditures	690.1	2,690.1	-	2,690.1
Capital Outlay	-	-	-	-
Capital Equipment	-	-	-	-
Non-Capital Equipment	8.8	8.8	-	8.8
Cost Allocation & Indirect Costs	-	-	-	-
Transfers-Out	-	-	-	-
Expenditure Categories Total:	12,932.9	14,932.9	-	14,932.9
Temporary Assistance for Needy Families (TANF) Fund Total:	12,932.9	14,932.9	-	14,932.9

**Program Budget Unit Summary of Expenditure and Budget Request
for Selected Funds**

Agency: Department of Economic Security

	<u>FY 2023 Actuals</u>	<u>FY 2024 Expenditure Plan</u>	<u>FY 2025 Funding Issue</u>	<u>FY 2025 Total Request</u>
Program: DEA-7-0 Employment and Rehabilitation Services				
Fund: DE2008 Child Care and Development Fund				

Appropriated

Personal Services	10,430.6	6,330.7	-	6,330.7
Employee Related Expenditures	4,617.4	2,802.5	-	2,802.5
Subtotal Personal Services and ERE	15,048.1	9,133.2	-	9,133.2
Professional & Outside Services	18,680.2	18,691.4	-	18,691.4
Travel In-State	16.9	10.3	-	10.3
Travel Out-Of-State	-	-	-	-
Food	-	-	-	-
Aid To Organizations & Individuals	162,535.1	169,502.5	91,000.0	260,502.5
Other Operating Expenditures	2,503.5	1,519.5	-	1,519.5
Capital Outlay	-	-	-	-
Capital Equipment	-	-	-	-
Non-Capital Equipment	147.3	89.4	-	89.4
Cost Allocation & Indirect Costs	-	-	-	-
Transfers-Out	-	-	-	-
Expenditure Categories Total:	198,931.1	198,946.3	91,000.0	289,946.3

**Program Budget Unit Summary of Expenditure and Budget Request
for Selected Funds**

Agency: Department of Economic Security

	<u>FY 2023 Actuals</u>	<u>FY 2024 Expenditure Plan</u>	<u>FY 2025 Funding Issue</u>	<u>FY 2025 Total Request</u>
Program:	DEA-7-0	Employment and Rehabilitation Services		
Fund:	DE2008	Child Care and Development Fund		

Non-Appropriated

Personal Services	-	-	-	-
Employee Related Expenditures	-	-	-	-
Subtotal Personal Services and ERE	-	-	-	-
Professional & Outside Services	0.0	-	-	-
Travel In-State	0.0	-	-	-
Travel Out-Of-State	-	-	-	-
Food	-	-	-	-
Aid To Organizations & Individuals	0.0	-	-	-
Other Operating Expenditures	0.0	-	-	-
Capital Outlay	-	-	-	-
Capital Equipment	-	-	-	-
Non-Capital Equipment	0.0	-	-	-
Cost Allocation & Indirect Costs	-	-	-	-
Transfers-Out	-	-	-	-
Expenditure Categories Total:	0.0	-	-	-
Child Care and Development Fund Total:	198,931.1	198,946.3	91,000.0	289,946.3

**Program Budget Unit Summary of Expenditure and Budget Request
for Selected Funds**

Agency: Department of Economic Security

	<u>FY 2023 Actuals</u>	<u>FY 2024 Expenditure Plan</u>	<u>FY 2025 Funding Issue</u>	<u>FY 2025 Total Request</u>
Program: DEA-7-0 Employment and Rehabilitation Services				
Fund: DE2010 Workforce Investment Grant Fund				

Appropriated

Personal Services	3,909.0	1,981.8	-	1,981.8
Employee Related Expenditures	1,541.3	735.1	-	735.1
Subtotal Personal Services and ERE	5,450.4	2,716.9	-	2,716.9
Professional & Outside Services	11,454.2	11,808.1	-	11,808.1
Travel In-State	13.9	4.4	-	4.4
Travel Out-Of-State	0.5	0.1	-	0.1
Food	-	-	-	-
Aid To Organizations & Individuals	66,979.8	71,492.0	-	71,492.0
Other Operating Expenditures	1,086.6	282.8	-	282.8
Capital Outlay	-	-	-	-
Capital Equipment	-	-	-	-
Non-Capital Equipment	373.0	399.1	-	399.1
Cost Allocation & Indirect Costs	-	-	-	-
Transfers-Out	-	-	-	-
Expenditure Categories Total:	85,358.5	86,703.4	-	86,703.4
Workforce Investment Grant Fund Total:	85,358.5	86,703.4	-	86,703.4

**Program Budget Unit Summary of Expenditure and Budget Request
for Selected Funds**

Agency: Department of Economic Security

	<u>FY 2023 Actuals</u>	<u>FY 2024 Expenditure Plan</u>	<u>FY 2025 Funding Issue</u>	<u>FY 2025 Total Request</u>
Program: DEA-7-0 Employment and Rehabilitation Services				
Fund: DE2066 Special Administration Fund				

Appropriated

Personal Services	-	-	-	-
Employee Related Expenditures	-	-	-	-
Subtotal Personal Services and ERE	-	-	-	-
Professional & Outside Services	1,110.9	1,110.9	-	1,110.9
Travel In-State	-	-	-	-
Travel Out-Of-State	-	-	-	-
Food	-	-	-	-
Aid To Organizations & Individuals	-	-	-	-
Other Operating Expenditures	20.5	20.3	-	20.3
Capital Outlay	-	-	-	-
Capital Equipment	-	-	-	-
Non-Capital Equipment	-	-	-	-
Cost Allocation & Indirect Costs	-	-	-	-
Transfers-Out	-	-	-	-
Expenditure Categories Total:	1,131.4	1,131.2	-	1,131.2
Special Administration Fund Total:	1,131.4	1,131.2	-	1,131.2

**Program Budget Unit Summary of Expenditure and Budget Request
for Selected Funds**

Agency: Department of Economic Security

	<u>FY 2023 Actuals</u>	<u>FY 2024 Expenditure Plan</u>	<u>FY 2025 Funding Issue</u>	<u>FY 2025 Total Request</u>
Program: DEA-7-0 Employment and Rehabilitation Services				
Fund: DE2335 Spinal and Head Injuries Trust Fund				

Appropriated

Personal Services	272.2	271.0	-	271.0
Employee Related Expenditures	109.1	108.6	-	108.6
Subtotal Personal Services and ERE	381.2	379.6	-	379.6
Professional & Outside Services	6.3	6.2	-	6.2
Travel In-State	0.0	-	-	-
Travel Out-Of-State	0.0	-	-	-
Food	-	-	-	-
Aid To Organizations & Individuals	1,778.1	1,778.1	-	1,778.1
Other Operating Expenditures	174.8	174.0	-	174.0
Capital Outlay	-	-	-	-
Capital Equipment	-	-	-	-
Non-Capital Equipment	0.5	0.5	-	0.5
Cost Allocation & Indirect Costs	-	-	-	-
Transfers-Out	-	-	-	-
Expenditure Categories Total:	2,340.9	2,338.4	-	2,338.4
Spinal and Head Injuries Trust Fund Total:	2,340.9	2,338.4	-	2,338.4

**Program Budget Unit Summary of Expenditure and Budget Request
for Selected Funds**

Agency: Department of Economic Security

	<u>FY 2023 Actuals</u>	<u>FY 2024 Expenditure Plan</u>	<u>FY 2025 Funding Issue</u>	<u>FY 2025 Total Request</u>
Program: DEA-7-0 Employment and Rehabilitation Services				
Fund: DE2985 American Rescue Plan Act				

Non-Appropriated

Personal Services	-	-	-	-
Employee Related Expenditures	-	-	-	-
Subtotal Personal Services and ERE	-	-	-	-
Professional & Outside Services	-	18,600.0	-	18,600.0
Travel In-State	-	-	-	-
Travel Out-Of-State	-	-	-	-
Food	-	-	-	-
Aid To Organizations & Individuals	-	-	-	-
Other Operating Expenditures	-	-	-	-
Capital Outlay	-	-	-	-
Capital Equipment	-	-	-	-
Non-Capital Equipment	-	-	-	-
Cost Allocation & Indirect Costs	-	-	-	-
Transfers-Out	-	-	-	-
Expenditure Categories Total:	-	18,600.0	-	18,600.0
American Rescue Plan Act Total:	-	18,600.0	-	18,600.0

**Program Budget Unit Summary of Expenditure and Budget Request
for Selected Funds**

Agency: Department of Economic Security

	<u>FY 2023 Actuals</u>	<u>FY 2024 Expenditure Plan</u>	<u>FY 2025 Funding Issue</u>	<u>FY 2025 Total Request</u>
Program: DEA-7-0 Employment and Rehabilitation Services				
Fund: DE7510 Unemployment Insurance Benefits Fund				

Non-Appropriated

Personal Services	-	-	-	-
Employee Related Expenditures	-	-	-	-
Subtotal Personal Services and ERE	-	-	-	-
Professional & Outside Services	-	-	-	-
Travel In-State	-	-	-	-
Travel Out-Of-State	-	-	-	-
Food	-	-	-	-
Aid To Organizations & Individuals	248,487.9	331,868.0	-	331,868.0
Other Operating Expenditures	-	-	-	-
Capital Outlay	-	-	-	-
Capital Equipment	-	-	-	-
Non-Capital Equipment	-	-	-	-
Cost Allocation & Indirect Costs	-	-	-	-
Transfers-Out	-	-	-	-
Expenditure Categories Total:	248,487.9	331,868.0	-	331,868.0
Unemployment Insurance Benefits Fund Total:	248,487.9	331,868.0	-	331,868.0
Program Total for Select Funds:	731,059.2	836,305.6	91,000.0	927,305.6

**Program Budget Unit Summary of Expenditure and Budget Request
for Selected Funds**

Agency: Department of Economic Security

	<u>FY 2023 Actuals</u>	<u>FY 2024 Expenditure Plan</u>	<u>FY 2025 Funding Issue</u>	<u>FY 2025 Total Request</u>
Program: DEA-7-0	Employment and Rehabilitation Services			
Sub Program: DEA-7-1	Employment and Rehabilitation Services			
Fund: AA1000	General Fund			

Appropriated

Personal Services	3,496.7	4,080.2	-	4,080.2
Employee Related Expenditures	1,570.8	1,833.0	-	1,833.0
Subtotal Personal Services and ERE	5,067.5	5,913.2	-	5,913.2
Professional & Outside Services	1,158.6	1,351.8	-	1,351.8
Travel In-State	6.6	7.8	-	7.8
Travel Out-Of-State	0.6	0.7	-	0.7
Food	-	-	-	-
Aid To Organizations & Individuals	-	-	-	-
Other Operating Expenditures	1,302.6	1,520.0	-	1,520.0
Capital Outlay	2.8	3.3	-	3.3
Capital Equipment	-	-	-	-
Non-Capital Equipment	19.9	23.3	-	23.3
Cost Allocation & Indirect Costs	-	-	-	-
Transfers-Out	-	-	-	-
Expenditure Categories Total:	7,558.8	8,820.1	-	8,820.1
General Fund Total:	7,558.8	8,820.1	-	8,820.1

**Program Budget Unit Summary of Expenditure and Budget Request
for Selected Funds**

Agency: Department of Economic Security

	<u>FY 2023 Actuals</u>	<u>FY 2024 Expenditure Plan</u>	<u>FY 2025 Funding Issue</u>	<u>FY 2025 Total Request</u>
Program: DEA-7-0	Employment and Rehabilitation Services			
Sub Program: DEA-7-1	Employment and Rehabilitation Services			
Fund: DE2000	Federal Grants Fund			

Non-Appropriated

Personal Services	50,687.6	50,687.6	-	50,687.6
Employee Related Expenditures	22,807.0	22,807.0	-	22,807.0
Subtotal Personal Services and ERE	73,494.7	73,494.6	-	73,494.6
Professional & Outside Services	9,434.4	9,434.4	-	9,434.4
Travel In-State	95.8	95.8	-	95.8
Travel Out-Of-State	7.1	7.1	-	7.1
Food	-	-	-	-
Aid To Organizations & Individuals	3,604.8	3,604.8	-	3,604.8
Other Operating Expenditures	16,934.9	16,934.9	-	16,934.9
Capital Outlay	-	-	-	-
Capital Equipment	-	-	-	-
Non-Capital Equipment	-	-	-	-
Cost Allocation & Indirect Costs	-	-	-	-
Transfers-Out	-	-	-	-
Expenditure Categories Total:	103,571.7	103,571.6	-	103,571.6
Federal Grants Fund Total:	103,571.7	103,571.6	-	103,571.6

**Program Budget Unit Summary of Expenditure and Budget Request
for Selected Funds**

Agency: Department of Economic Security

	<u>FY 2023 Actuals</u>	<u>FY 2024 Expenditure Plan</u>	<u>FY 2025 Funding Issue</u>	<u>FY 2025 Total Request</u>
Program: DEA-7-0	Employment and Rehabilitation Services			
Sub Program: DEA-7-1	Employment and Rehabilitation Services			
Fund: DE2007	Temporary Assistance for Needy Families (TANF) Fund			

Appropriated

Personal Services	1,746.2	1,746.2	-	1,746.2
Employee Related Expenditures	712.5	712.5	-	712.5
Subtotal Personal Services and ERE	2,458.7	2,458.7	-	2,458.7
Professional & Outside Services	180.3	180.3	-	180.3
Travel In-State	0.3	0.3	-	0.3
Travel Out-Of-State	0.0	-	-	-
Food	-	-	-	-
Aid To Organizations & Individuals	-	-	-	-
Other Operating Expenditures	690.1	2,690.1	-	2,690.1
Capital Outlay	-	-	-	-
Capital Equipment	-	-	-	-
Non-Capital Equipment	8.8	8.8	-	8.8
Cost Allocation & Indirect Costs	-	-	-	-
Transfers-Out	-	-	-	-
Expenditure Categories Total:	3,338.2	5,338.2	-	5,338.2
Temporary Assistance for Needy Families (TANF) Fund Total:	3,338.2	5,338.2	-	5,338.2

**Program Budget Unit Summary of Expenditure and Budget Request
for Selected Funds**

Agency: Department of Economic Security

	<u>FY 2023 Actuals</u>	<u>FY 2024 Expenditure Plan</u>	<u>FY 2025 Funding Issue</u>	<u>FY 2025 Total Request</u>
Program: DEA-7-0	Employment and Rehabilitation Services			
Sub Program: DEA-7-1	Employment and Rehabilitation Services			
Fund: DE2008	Child Care and Development Fund			

Appropriated

Personal Services	10,430.6	6,330.7	-	6,330.7
Employee Related Expenditures	4,617.4	2,802.5	-	2,802.5
Subtotal Personal Services and ERE	15,048.1	9,133.2	-	9,133.2
Professional & Outside Services	1,813.2	1,100.4	-	1,100.4
Travel In-State	16.9	10.3	-	10.3
Travel Out-Of-State	-	-	-	-
Food	-	-	-	-
Aid To Organizations & Individuals	21.9	13.3	-	13.3
Other Operating Expenditures	2,503.5	1,519.5	-	1,519.5
Capital Outlay	-	-	-	-
Capital Equipment	-	-	-	-
Non-Capital Equipment	147.3	89.4	-	89.4
Cost Allocation & Indirect Costs	-	-	-	-
Transfers-Out	-	-	-	-
Expenditure Categories Total:	19,550.9	11,866.1	-	11,866.1
Child Care and Development Fund Total:	19,550.9	11,866.1	-	11,866.1

**Program Budget Unit Summary of Expenditure and Budget Request
for Selected Funds**

Agency: Department of Economic Security

	<u>FY 2023 Actuals</u>	<u>FY 2024 Expenditure Plan</u>	<u>FY 2025 Funding Issue</u>	<u>FY 2025 Total Request</u>
Program: DEA-7-0	Employment and Rehabilitation Services			
Sub Program: DEA-7-1	Employment and Rehabilitation Services			
Fund: DE2010	Workforce Investment Grant Fund			

Appropriated

Personal Services	2,404.9	356.5	-	356.5
Employee Related Expenditures	997.9	147.9	-	147.9
Subtotal Personal Services and ERE	3,402.8	504.4	-	504.4
Professional & Outside Services	609.9	90.5	-	90.5
Travel In-State	11.4	1.7	-	1.7
Travel Out-Of-State	0.5	0.1	-	0.1
Food	-	-	-	-
Aid To Organizations & Individuals	946.0	140.2	-	140.2
Other Operating Expenditures	956.1	141.7	-	141.7
Capital Outlay	-	-	-	-
Capital Equipment	-	-	-	-
Non-Capital Equipment	4.2	0.6	-	0.6
Cost Allocation & Indirect Costs	-	-	-	-
Transfers-Out	-	-	-	-
Expenditure Categories Total:	5,930.9	879.2	-	879.2
Workforce Investment Grant Fund Total:	5,930.9	879.2	-	879.2

**Program Budget Unit Summary of Expenditure and Budget Request
for Selected Funds**

Agency: Department of Economic Security

	<u>FY 2023 Actuals</u>	<u>FY 2024 Expenditure Plan</u>	<u>FY 2025 Funding Issue</u>	<u>FY 2025 Total Request</u>
Program: DEA-7-0	Employment and Rehabilitation Services			
Sub Program: DEA-7-1	Employment and Rehabilitation Services			
Fund: DE2066	Special Administration Fund			

Appropriated

Personal Services	-	-	-	-
Employee Related Expenditures	-	-	-	-
Subtotal Personal Services and ERE	-	-	-	-
Professional & Outside Services	-	-	-	-
Travel In-State	-	-	-	-
Travel Out-Of-State	-	-	-	-
Food	-	-	-	-
Aid To Organizations & Individuals	-	-	-	-
Other Operating Expenditures	20.5	20.3	-	20.3
Capital Outlay	-	-	-	-
Capital Equipment	-	-	-	-
Non-Capital Equipment	-	-	-	-
Cost Allocation & Indirect Costs	-	-	-	-
Transfers-Out	-	-	-	-
Expenditure Categories Total:	20.5	20.3	-	20.3
Special Administration Fund Total:	20.5	20.3	-	20.3

**Program Budget Unit Summary of Expenditure and Budget Request
for Selected Funds**

Agency: Department of Economic Security

	<u>FY 2023 Actuals</u>	<u>FY 2024 Expenditure Plan</u>	<u>FY 2025 Funding Issue</u>	<u>FY 2025 Total Request</u>
Program: DEA-7-0	Employment and Rehabilitation Services			
Sub Program: DEA-7-1	Employment and Rehabilitation Services			
Fund: DE2335	Spinal and Head Injuries Trust Fund			

Appropriated

Personal Services	272.2	271.0	-	271.0
Employee Related Expenditures	109.1	108.6	-	108.6
Subtotal Personal Services and ERE	381.2	379.6	-	379.6
Professional & Outside Services	6.3	6.2	-	6.2
Travel In-State	0.0	-	-	-
Travel Out-Of-State	0.0	-	-	-
Food	-	-	-	-
Aid To Organizations & Individuals	-	-	-	-
Other Operating Expenditures	174.8	174.0	-	174.0
Capital Outlay	-	-	-	-
Capital Equipment	-	-	-	-
Non-Capital Equipment	0.5	0.5	-	0.5
Cost Allocation & Indirect Costs	-	-	-	-
Transfers-Out	-	-	-	-
Expenditure Categories Total:	562.8	560.3	-	560.3
Spinal and Head Injuries Trust Fund Total:	562.8	560.3	-	560.3

**Program Budget Unit Summary of Expenditure and Budget Request
for Selected Funds**

Agency: Department of Economic Security

	<u>FY 2023 Actuals</u>	<u>FY 2024 Expenditure Plan</u>	<u>FY 2025 Funding Issue</u>	<u>FY 2025 Total Request</u>
Program: DEA-7-0	Employment and Rehabilitation Services			
Sub Program: DEA-7-1	Employment and Rehabilitation Services			
Fund: DE2985	American Rescue Plan Act			

Non-Appropriated

Personal Services	-	-	-	-
Employee Related Expenditures	-	-	-	-
Subtotal Personal Services and ERE	-	-	-	-
Professional & Outside Services	-	18,600.0	-	18,600.0
Travel In-State	-	-	-	-
Travel Out-Of-State	-	-	-	-
Food	-	-	-	-
Aid To Organizations & Individuals	-	-	-	-
Other Operating Expenditures	-	-	-	-
Capital Outlay	-	-	-	-
Capital Equipment	-	-	-	-
Non-Capital Equipment	-	-	-	-
Cost Allocation & Indirect Costs	-	-	-	-
Transfers-Out	-	-	-	-
Expenditure Categories Total:	-	18,600.0	-	18,600.0
American Rescue Plan Act Total:	-	18,600.0	-	18,600.0
Sub Program Total for Select Funds:	140,533.8	149,655.8	-	149,655.8

Program Expenditure Schedule

Agency: Department of Economic Security

	FY 2023 Actuals	FY 2024 Expenditure Plan	FY 2025 Funding Issue	FY 2025 Total Request
Program: DEA-7-0 Employment and Rehabilitation Services				
FTE				
FTE	1,223.6	1,223.6	-	1,223.6
Expenditure Category Total:	-	-	-	-

Fund Source					
Appropriated Funds					
AA1000	General Fund (Appropriated)	86.9	86.9	-	86.9
DE2007	Temporary Assistance for Needy Families (TANF) Fund (Appropriated)	109.1	109.1	-	109.1
DE2008	Child Care and Development Fund (Appropriated)	175.8	175.8	-	175.8
DE2010	Workforce Investment Grant Fund (Appropriated)	33.0	33.0	-	33.0
DE2335	Spinal and Head Injuries Trust Fund (Appropriated)	8.0	8.0	-	8.0
Appropriated Funds Total:		412.8	412.8	-	412.8
Non-Appropriated Funds					
DE2000	Federal Grants Fund (Non-Appropriated)	810.8	810.8	-	810.8
Non-Appropriated Funds Total:		810.8	810.8	-	810.8
Fund Source Total:		1,223.6	1,223.6	-	1,223.6

Personal Services					
	Personal Services	70,542.4	65,097.5	-	65,097.5
Expenditure Category Total:		70,542.4	65,097.5	-	65,097.5

Fund Source					
Appropriated Funds					
AA1000	General Fund (Appropriated)	3,496.7	4,080.2	-	4,080.2
DE2007	Temporary Assistance for Needy Families (TANF) Fund (Appropriated)	1,746.2	1,746.2	-	1,746.2
DE2008	Child Care and Development Fund (Appropriated)	10,430.6	6,330.7	-	6,330.7
DE2010	Workforce Investment Grant Fund (Appropriated)	3,909.0	1,981.8	-	1,981.8
DE2335	Spinal and Head Injuries Trust Fund (Appropriated)	272.2	271.0	-	271.0
Appropriated Funds Total:		19,854.8	14,409.9	-	14,409.9

Program Expenditure Schedule

Agency:	Department of Economic Security
----------------	--

	FY 2023 Actuals	FY 2024 Expenditure Plan	FY 2025 Funding Issue	FY 2025 Total Request
Program: DEA-7-0 Employment and Rehabilitation Services				
Non-Appropriated Funds				
DE2000 Federal Grants Fund (Non-Appropriated)	50,687.6	50,687.6	-	50,687.6
Non-Appropriated Funds Total:	50,687.6	50,687.6	-	50,687.6
Fund Source Total:	70,542.4	65,097.5	-	65,097.5

Employee Related Expenditures

Employee Related Expenses	-	28,998.7	-	28,998.7
FICA Taxes	5,098.3	-	-	-
Medical Insurance	15,438.3	-	-	-
Basic Life	9.5	-	-	-
Long-Term Disability (ASRS)	93.0	-	-	-
Unemployment Compensation & Other State' Taxes	293.6	-	-	-
Dental Insurance	116.0	-	-	-
Workers' Compensation	438.3	-	-	-
Arizona State Retirement System	7,972.9	-	-	-
Alternate Retirement Contributions – Contracted Retirees	14.4	-	-	-
Alternate Retirement Contributions – Reemployed Retirees	67.3	-	-	-
Personnel Board Pro-Rata Charges	599.5	-	-	-
Information Technology Pro Rata Charge	396.2	-	-	-
Accumulated Sick Leave Fund Charge	278.6	-	-	-
ERE Excluded from Cost Allocation	63.6	-	-	-
Other Employee Related Expenditures	478.7	-	-	-
Expenditure Category Total:	31,358.2	28,998.7	-	28,998.7

Fund Source

Appropriated Funds

AA1000 General Fund (Appropriated)	1,570.8	1,833.0	-	1,833.0
DE2007 Temporary Assistance for Needy Families (TANF) Fund (Appropriated)	712.5	712.5	-	712.5
DE2008 Child Care and Development Fund (Appropriated)	4,617.4	2,802.5	-	2,802.5
DE2010 Workforce Investment Grant Fund (Appropriated)	1,541.3	735.1	-	735.1
DE2335 Spinal and Head Injuries Trust Fund (Appropriated)	109.1	108.6	-	108.6

Program Expenditure Schedule

Agency: Department of Economic Security

	FY 2023 Actuals	FY 2024 Expenditure Plan	FY 2025 Funding Issue	FY 2025 Total Request
Program: DEA-7-0 Employment and Rehabilitation Services				
Appropriated Funds Total:	8,551.2	6,191.7	-	6,191.7
Non-Appropriated Funds				
DE2000 Federal Grants Fund (Non-Appropriated)	22,807.0	22,807.0	-	22,807.0
Non-Appropriated Funds Total:	22,807.0	22,807.0	-	22,807.0
Fund Source Total:	31,358.2	28,998.7	-	28,998.7

Professional & Outside Services

Professional and Outside Services	-	66,205.2	5,900.0	72,105.2
Other External Financial Services	0.2	-	-	-
External Legal Services	37.2	-	-	-
Temporary Agency Services	5,156.2	-	-	-
Education & Training	1,039.5	-	-	-
Professional & Outside Services Excluded from Cost Allocation	133.2	-	-	-
Other Professional & Outside Services	42,033.0	-	-	-
Expenditure Category Total:	48,399.3	66,205.2	5,900.0	72,105.2

Fund Source

Appropriated Funds				
AA1000 General Fund (Appropriated)	2,510.9	1,351.8	-	1,351.8
DE2007 Temporary Assistance for Needy Families (TANF) Fund (Appropriated)	5,132.3	5,132.3	-	5,132.3
DE2008 Child Care and Development Fund (Appropriated)	18,680.2	18,691.4	-	18,691.4
DE2010 Workforce Investment Grant Fund (Appropriated)	11,454.2	11,808.1	-	11,808.1
DE2066 Special Administration Fund (Appropriated)	1,110.9	1,110.9	-	1,110.9
DE2335 Spinal and Head Injuries Trust Fund (Appropriated)	6.3	6.2	-	6.2
Appropriated Funds Total:	38,894.8	38,100.7	-	38,100.7
Non-Appropriated Funds				
DE2000 Federal Grants Fund (Non-Appropriated)	9,504.5	9,504.5	-	9,504.5
DE2008 Child Care and Development Fund (Non-Appropriated)	0.0	-	-	-
DE2985 American Rescue Plan Act (Non-Appropriated)	-	18,600.0	5,900.0	24,500.0
Non-Appropriated Funds Total:	9,504.5	28,104.5	5,900.0	34,004.5
Fund Source Total:	48,399.3	66,205.2	5,900.0	72,105.2

Program Expenditure Schedule

Agency: Department of Economic Security

	FY 2023 Actuals	FY 2024 Expenditure Plan	FY 2025 Funding Issue	FY 2025 Total Request
--	--------------------	--------------------------------	-----------------------------	-----------------------------

Program: DEA-7-0 Employment and Rehabilitation Services

Travel In-State

Travel In-State	-	118.6	-	118.6
Mileage - Private Vehicle	24.9	-	-	-
Lodging	93.1	-	-	-
Meals with Overnight Stay	11.5	-	-	-
Meals without Overnight Stay	3.4	-	-	-
Travel In-State Excluded from Cost Allocation	0.0	-	-	-
Other Miscellaneous In- State Travel	0.7	-	-	-
Expenditure Category Total:	133.6	118.6	-	118.6

Fund Source

Appropriated Funds

AA1000 General Fund (Appropriated)	6.6	7.8	-	7.8
DE2007 Temporary Assistance for Needy Families (TANF) Fund (Appropriated)	0.3	0.3	-	0.3
DE2008 Child Care and Development Fund (Appropriated)	16.9	10.3	-	10.3
DE2010 Workforce Investment Grant Fund (Appropriated)	13.9	4.4	-	4.4
DE2335 Spinal and Head Injuries Trust Fund (Appropriated)	0.0	-	-	-
Appropriated Funds Total:	37.8	22.8	-	22.8

Non-Appropriated Funds

DE2000 Federal Grants Fund (Non-Appropriated)	95.8	95.8	-	95.8
DE2008 Child Care and Development Fund (Non-Appropriated)	0.0	-	-	-
Non-Appropriated Funds Total:	95.8	95.8	-	95.8
Fund Source Total:	133.6	118.6	-	118.6

Travel Out-Of-State

Travel Out of State	-	7.9	-	7.9
Airfare and Other Common Carrier Charges	1.9	-	-	-
Lodging Out-of-State	0.9	-	-	-
Meals with Overnight Stay	0.8	-	-	-
Other Miscellaneous Out-of- State Travel	4.6	-	-	-

Program Expenditure Schedule

Agency: Department of Economic Security

	FY 2023 Actuals	FY 2024 Expenditure Plan	FY 2025 Funding Issue	FY 2025 Total Request
Program: DEA-7-0 Employment and Rehabilitation Services				
Expenditure Category Total:	8.2	7.9	-	7.9
Fund Source				
Appropriated Funds				
AA1000 General Fund (Appropriated)	0.6	0.7	-	0.7
DE2007 Temporary Assistance for Needy Families (TANF) Fund (Appropriated)	0.0	-	-	-
DE2010 Workforce Investment Grant Fund (Appropriated)	0.5	0.1	-	0.1
DE2335 Spinal and Head Injuries Trust Fund (Appropriated)	0.0	-	-	-
Appropriated Funds Total:	1.1	0.8	-	0.8
Non-Appropriated Funds				
DE2000 Federal Grants Fund (Non-Appropriated)	7.1	7.1	-	7.1
Non-Appropriated Funds Total:	7.1	7.1	-	7.1
Fund Source Total:	8.2	7.9	-	7.9

Aid To Organizations & Individuals				
Aid to Organizations and Individuals	-	652,211.7	107,842.0	760,053.7
Aid to Municipalities	4.7	-	-	-
Aid to Other Governments	68,390.9	-	-	-
Aid to Other Organizations	253,643.7	-	-	-
Direct Public Assistance	166,981.7	-	-	-
Aid for Education & Training Services	68,242.1	-	-	-
Aid to Organizations & Individuals Excluded from Cost Allocation	0.0	-	-	-
Amounts Paid Directly to Service Providers contracted by the State to Provide Aid on behalf of Individuals	89.0	-	-	-
Expenditure Category Total:	557,352.0	652,211.7	107,842.0	760,053.7

Fund Source				
Appropriated Funds				
AA1000 General Fund (Appropriated)	7,060.4	7,060.4	-	7,060.4
DE2007 Temporary Assistance for Needy Families (TANF) Fund (Appropriated)	4,642.7	4,642.7	-	4,642.7
DE2008 Child Care and Development Fund (Appropriated)	162,535.1	169,502.5	91,000.0	260,502.5

Program Expenditure Schedule

Agency: Department of Economic Security

		FY 2023 Actuals	FY 2024 Expenditure Plan	FY 2025 Funding Issue	FY 2025 Total Request
Program: DEA-7-0 Employment and Rehabilitation Services					
DE2010	Workforce Investment Grant Fund (Appropriated)	66,979.8	71,492.0	-	71,492.0
DE2335	Spinal and Head Injuries Trust Fund (Appropriated)	1,778.1	1,778.1	-	1,778.1
Appropriated Funds Total:		242,996.1	254,475.7	91,000.0	345,475.7
Non-Appropriated Funds					
DE2000	Federal Grants Fund (Non-Appropriated)	65,868.0	65,868.0	-	65,868.0
DE2008	Child Care and Development Fund (Non-Appropriated)	0.0	-	-	-
DE2985	American Rescue Plan Act (Non-Appropriated)	-	-	-	-
DE7510	Unemployment Insurance Benefits Fund (Non-Appropriated)	248,487.9	331,868.0	16,842.0	348,710.0
Non-Appropriated Funds Total:		314,355.9	397,736.0	16,842.0	414,578.0
Fund Source Total:		557,352.0	652,211.7	107,842.0	760,053.7

Other Operating Expenditures

Other Operating Expenses	-	23,141.6	-	23,141.6
Other Operating Expenditures Excluded from Cost Allocation	0.0	-	-	-
External Programming and System Development Costs	578.9	-	-	-
Other External Computer Processing, Hosting, Maintenance and Support Costs	282.9	-	-	-
External Telecommunications Charges	3,176.8	-	-	-
Other Utilities	0.1	-	-	-
Miscellaneous Rent	163.7	-	-	-
Repair & Maintenance - Buildings	230.3	-	-	-
Repair & Maintenance - Vehicles	291.6	-	-	-
Repair & Maintenance - Other Equipment	0.0	-	-	-
Repair & Maintenance - Other	113.6	-	-	-
Software Support, Maintenance Short-term Licensing	6,222.6	-	-	-
Uniforms	36.7	-	-	-
Office Supplies	362.6	-	-	-
Computer Supplies	2.1	-	-	-
Automotive and Transportation Fuels	49.1	-	-	-
Automotive Lubricants & Supplies	0.0	-	-	-

Program Expenditure Schedule

Agency: Department of Economic Security

	FY 2023 Actuals	FY 2024 Expenditure Plan	FY 2025 Funding Issue	FY 2025 Total Request
Program: DEA-7-0 Employment and Rehabilitation Services				
Other Operating Supplies	2.7	-	-	-
Employee Tuition Reimbursement	62.9	-	-	-
Conference Registration / Attendance Fees	55.2	-	-	-
Other Education & Training Costs	19.0	-	-	-
Advertising	2.9	-	-	-
External Printing	292.0	-	-	-
Postage & Delivery	1,406.4	-	-	-
Document Shredding and Destruction Services	16.0	-	-	-
Translation and sign language services	1,107.5	-	-	-
Awards	61.9	-	-	-
Dues	54.0	-	-	-
Books, Subscriptions & Publications	19.6	-	-	-
Costs for Digital Imaging or Producing Microfilm & Microfiche	0.8	-	-	-
Fingerprinting, Background Checks, Etc.	43.4	-	-	-
Other Miscellaneous Operating	8,057.8	-	-	-
Expenditure Category Total:	22,713.1	23,141.6	-	23,141.6

Fund Source

Appropriated Funds					
AA1000	General Fund (Appropriated)	1,302.6	1,520.0	-	1,520.0
DE2007	Temporary Assistance for Needy Families (TANF) Fund (Appropriated)	690.1	2,690.1	-	2,690.1
DE2008	Child Care and Development Fund (Appropriated)	2,503.5	1,519.5	-	1,519.5
DE2010	Workforce Investment Grant Fund (Appropriated)	1,086.6	282.8	-	282.8
DE2066	Special Administration Fund (Appropriated)	20.5	20.3	-	20.3
DE2335	Spinal and Head Injuries Trust Fund (Appropriated)	174.8	174.0	-	174.0
Appropriated Funds Total:		5,778.2	6,206.7	-	6,206.7
Non-Appropriated Funds					
DE2000	Federal Grants Fund (Non-Appropriated)	16,934.9	16,934.9	-	16,934.9
DE2008	Child Care and Development Fund (Non-Appropriated)	0.0	-	-	-
Non-Appropriated Funds Total:		16,934.9	16,934.9	-	16,934.9
Fund Source Total:		22,713.1	23,141.6	-	23,141.6

Program Expenditure Schedule

Agency: Department of Economic Security

	FY 2023 Actuals	FY 2024 Expenditure Plan	FY 2025 Funding Issue	FY 2025 Total Request
--	--------------------	--------------------------------	-----------------------------	-----------------------------

Program: DEA-7-0 Employment and Rehabilitation Services

Capital Outlay

Capital Outlay	-	3.3	-	3.3
Buildings & Building Improvements Capital Purchases	2.8	-	-	-
Expenditure Category Total:	2.8	3.3	-	3.3

Fund Source

Appropriated Funds

AA1000 General Fund (Appropriated)	2.8	3.3	-	3.3
Appropriated Funds Total:	2.8	3.3	-	3.3
Fund Source Total:	2.8	3.3	-	3.3

Non-Capital Equipment

Non-Capital Resources	-	521.1	-	521.1
Furniture - Non-Capital Purchase	130.0	-	-	-
Computer Equipment – Non- Capitalized Purchases	11.8	-	-	-
Telecommunications Equipment - Non-Capital Purchase	16.7	-	-	-
Other Equipment - Non- Capital Purchase	12.7	-	-	-
Purchased or licensed software / website	378.3	-	-	-
Non-Capital Equipment Excluded from Cost Allocation	0.0	-	-	-
Expenditure Category Total:	549.5	521.1	-	521.1

Fund Source

Appropriated Funds

AA1000 General Fund (Appropriated)	19.9	23.3	-	23.3
DE2007 Temporary Assistance for Needy Families (TANF) Fund (Appropriated)	8.8	8.8	-	8.8
DE2008 Child Care and Development Fund (Appropriated)	147.3	89.4	-	89.4
DE2010 Workforce Investment Grant Fund (Appropriated)	373.0	399.1	-	399.1
DE2335 Spinal and Head Injuries Trust Fund (Appropriated)	0.5	0.5	-	0.5
Appropriated Funds Total:	549.5	521.1	-	521.1

Program Expenditure Schedule

Agency: Department of Economic Security

		FY 2023 Actuals	FY 2024 Expenditure Plan	FY 2025 Funding Issue	FY 2025 Total Request
Program: DEA-7-0 Employment and Rehabilitation Services					
Non-Appropriated Funds					
DE2008	Child Care and Development Fund (Non-Appropriated)	0.0	-	-	-
Non-Appropriated Funds Total:		0.0	-	-	-
Fund Source Total:		549.5	521.1	-	521.1

Transfers-Out				
Transfers Out – Not Subject to Cost Allocation	-	-	-	-
Federal Transfers Out	-	-	-	-
Expenditure Category Total:	-	-	-	-

Fund Source					
Appropriated Funds					
AA1000	General Fund (Appropriated)	-	-	-	-
DE2008	Child Care and Development Fund (Appropriated)	-	-	-	-
Appropriated Funds Total:		-	-	-	-
Fund Source Total:		-	-	-	-

Sub Program: DEA-7-1 Employment and Rehabilitation Services

FTE				
FTE	1,223.6	1,223.6	-	1,223.6
Expenditure Category Total:	-	-	-	-

Fund Source					
Appropriated Funds					
AA1000	General Fund (Appropriated)	86.9	86.9	-	86.9
DE2007	Temporary Assistance for Needy Families (TANF) Fund (Appropriated)	109.1	109.1	-	109.1
DE2008	Child Care and Development Fund (Appropriated)	175.8	175.8	-	175.8
DE2010	Workforce Investment Grant Fund (Appropriated)	33.0	33.0	-	33.0
DE2335	Spinal and Head Injuries Trust Fund (Appropriated)	8.0	8.0	-	8.0
Appropriated Funds Total:		412.8	412.8	-	412.8

Program Expenditure Schedule

Agency: Department of Economic Security

	FY 2023 Actuals	FY 2024 Expenditure Plan	FY 2025 Funding Issue	FY 2025 Total Request
Program: DEA-7-0 Employment and Rehabilitation Services				
Sub Program: DEA-7-1 Employment and Rehabilitation Services				
Non-Appropriated Funds				
DE2000 Federal Grants Fund (Non-Appropriated)	810.8	810.8	-	810.8
Non-Appropriated Funds Total:	810.8	810.8	-	810.8
Fund Source Total:	1,223.6	1,223.6	-	1,223.6

Personal Services

Personal Services	69,038.2	63,472.2	-	63,472.2
Expenditure Category Total:	69,038.2	63,472.2	-	63,472.2

Fund Source

Appropriated Funds				
AA1000 General Fund (Appropriated)	3,496.7	4,080.2	-	4,080.2
DE2007 Temporary Assistance for Needy Families (TANF) Fund (Appropriated)	1,746.2	1,746.2	-	1,746.2
DE2008 Child Care and Development Fund (Appropriated)	10,430.6	6,330.7	-	6,330.7
DE2010 Workforce Investment Grant Fund (Appropriated)	2,404.9	356.5	-	356.5
DE2335 Spinal and Head Injuries Trust Fund (Appropriated)	272.2	271.0	-	271.0
Appropriated Funds Total:	18,350.6	12,784.6	-	12,784.6
Non-Appropriated Funds				
DE2000 Federal Grants Fund (Non-Appropriated)	50,687.6	50,687.6	-	50,687.6
Non-Appropriated Funds Total:	50,687.6	50,687.6	-	50,687.6
Fund Source Total:	69,038.2	63,472.2	-	63,472.2

Employee Related Expenditures

Employee Related Expenses	-	28,411.5	-	28,411.5
FICA Taxes	4,986.2	-	-	-
Medical Insurance	15,210.9	-	-	-
Basic Life	9.3	-	-	-
Long-Term Disability (ASRS)	91.2	-	-	-
Unemployment Compensation & Other State' Taxes	293.6	-	-	-
Dental Insurance	113.9	-	-	-
Workers' Compensation	428.5	-	-	-

Program Expenditure Schedule

Agency: Department of Economic Security

	FY 2023 Actuals	FY 2024 Expenditure Plan	FY 2025 Funding Issue	FY 2025 Total Request
--	--------------------	--------------------------------	-----------------------------	-----------------------------

Program: DEA-7-0 Employment and Rehabilitation Services

Sub Program: DEA-7-1 Employment and Rehabilitation Services

Arizona State Retirement System	7,810.6	-	-	-
Alternate Retirement Contributions – Contracted Retirees	14.4	-	-	-
Alternate Retirement Contributions – Reemployed Retirees	67.2	-	-	-
Personnel Board Pro-Rata Charges	586.5	-	-	-
Information Technology Pro Rata Charge	387.6	-	-	-
Accumulated Sick Leave Fund Charge	272.5	-	-	-
ERE Excluded from Cost Allocation	63.6	-	-	-
Other Employee Related Expenditures	478.7	-	-	-
Expenditure Category Total:	30,814.8	28,411.5	-	28,411.5

Fund Source

Appropriated Funds

AA1000 General Fund (Appropriated)	1,570.8	1,833.0	-	1,833.0
DE2007 Temporary Assistance for Needy Families (TANF) Fund (Appropriated)	712.5	712.5	-	712.5
DE2008 Child Care and Development Fund (Appropriated)	4,617.4	2,802.5	-	2,802.5
DE2010 Workforce Investment Grant Fund (Appropriated)	997.9	147.9	-	147.9
DE2335 Spinal and Head Injuries Trust Fund (Appropriated)	109.1	108.6	-	108.6
Appropriated Funds Total:	8,007.8	5,604.5	-	5,604.5

Non-Appropriated Funds

DE2000 Federal Grants Fund (Non-Appropriated)	22,807.0	22,807.0	-	22,807.0
Non-Appropriated Funds Total:	22,807.0	22,807.0	-	22,807.0
Fund Source Total:	30,814.8	28,411.5	-	28,411.5

Professional & Outside Services

Professional and Outside Services	-	30,763.6	5,900.0	36,663.6
Other External Financial Services	0.2	-	-	-
External Legal Services	19.9	-	-	-
Temporary Agency Services	5,153.8	-	-	-
Education & Training	1,039.5	-	-	-

Program Expenditure Schedule

Agency: Department of Economic Security

	FY 2023 Actuals	FY 2024 Expenditure Plan	FY 2025 Funding Issue	FY 2025 Total Request
Program: DEA-7-0 Employment and Rehabilitation Services				
Sub Program: DEA-7-1 Employment and Rehabilitation Services				
Professional & Outside Services Excluded from Cost Allocation	133.2	-	-	-
Other Professional & Outside Services	6,856.1	-	-	-
Expenditure Category Total:	13,202.7	30,763.6	5,900.0	36,663.6

Fund Source

Appropriated Funds				
AA1000 General Fund (Appropriated)	1,158.6	1,351.8	-	1,351.8
DE2007 Temporary Assistance for Needy Families (TANF) Fund (Appropriated)	180.3	180.3	-	180.3
DE2008 Child Care and Development Fund (Appropriated)	1,813.2	1,100.4	-	1,100.4
DE2010 Workforce Investment Grant Fund (Appropriated)	609.9	90.5	-	90.5
DE2335 Spinal and Head Injuries Trust Fund (Appropriated)	6.3	6.2	-	6.2
Appropriated Funds Total:	3,768.3	2,729.2	-	2,729.2
Non-Appropriated Funds				
DE2000 Federal Grants Fund (Non-Appropriated)	9,434.4	9,434.4	-	9,434.4
DE2985 American Rescue Plan Act (Non-Appropriated)	-	18,600.0	5,900.0	24,500.0
Non-Appropriated Funds Total:	9,434.4	28,034.4	5,900.0	33,934.4
Fund Source Total:	13,202.7	30,763.6	5,900.0	36,663.6

Travel In-State

Travel In-State	-	115.9	-	115.9
Mileage - Private Vehicle	24.9	-	-	-
Lodging	90.6	-	-	-
Meals with Overnight Stay	11.5	-	-	-
Meals without Overnight Stay	3.4	-	-	-
Other Miscellaneous In- State Travel	0.7	-	-	-
Expenditure Category Total:	131.1	115.9	-	115.9

Fund Source

Appropriated Funds				
AA1000 General Fund (Appropriated)	6.6	7.8	-	7.8

Program Expenditure Schedule

Agency: Department of Economic Security

		FY 2023 Actuals	FY 2024 Expenditure Plan	FY 2025 Funding Issue	FY 2025 Total Request
Program: DEA-7-0 Employment and Rehabilitation Services					
Sub Program: DEA-7-1 Employment and Rehabilitation Services					
DE2007	Temporary Assistance for Needy Families (TANF) Fund (Appropriated)	0.3	0.3	-	0.3
DE2008	Child Care and Development Fund (Appropriated)	16.9	10.3	-	10.3
DE2010	Workforce Investment Grant Fund (Appropriated)	11.4	1.7	-	1.7
DE2335	Spinal and Head Injuries Trust Fund (Appropriated)	0.0	-	-	-
Appropriated Funds Total:		35.3	20.1	-	20.1
Non-Appropriated Funds					
DE2000	Federal Grants Fund (Non-Appropriated)	95.8	95.8	-	95.8
Non-Appropriated Funds Total:		95.8	95.8	-	95.8
Fund Source Total:		131.1	115.9	-	115.9

Travel Out-Of-State

Travel Out of State	-	7.9	-	7.9	
Airfare and Other Common Carrier Charges	1.9	-	-	-	
Lodging Out-of-State	0.9	-	-	-	
Meals with Overnight Stay	0.8	-	-	-	
Other Miscellaneous Out-of- State Travel	4.6	-	-	-	
Expenditure Category Total:		8.2	7.9	-	7.9

Fund Source

Appropriated Funds					
AA1000	General Fund (Appropriated)	0.6	0.7	-	0.7
DE2007	Temporary Assistance for Needy Families (TANF) Fund (Appropriated)	0.0	-	-	-
DE2010	Workforce Investment Grant Fund (Appropriated)	0.5	0.1	-	0.1
DE2335	Spinal and Head Injuries Trust Fund (Appropriated)	0.0	-	-	-
Appropriated Funds Total:		1.1	0.8	-	0.8
Non-Appropriated Funds					
DE2000	Federal Grants Fund (Non-Appropriated)	7.1	7.1	-	7.1
Non-Appropriated Funds Total:		7.1	7.1	-	7.1
Fund Source Total:		8.2	7.9	-	7.9

Program Expenditure Schedule

Agency: Department of Economic Security

	FY 2023 Actuals	FY 2024 Expenditure Plan	FY 2025 Funding Issue	FY 2025 Total Request
--	--------------------	--------------------------------	-----------------------------	-----------------------------

Program: DEA-7-0 Employment and Rehabilitation Services

Sub Program: DEA-7-1 Employment and Rehabilitation Services

Aid To Organizations & Individuals

Aid to Organizations and Individuals	-	3,758.3	-	3,758.3
Aid to Municipalities	0.4	-	-	-
Aid to Other Governments	946.0	-	-	-
Aid to Other Organizations	3,606.2	-	-	-
Aid for Education & Training Services	10.0	-	-	-
Amounts Paid Directly to Service Providers contracted by the State to Provide Aid on behalf of Individuals	10.0	-	-	-
Expenditure Category Total:	4,572.7	3,758.3	-	3,758.3

Fund Source

Appropriated Funds

DE2008 Child Care and Development Fund (Appropriated)	21.9	13.3	-	13.3
DE2010 Workforce Investment Grant Fund (Appropriated)	946.0	140.2	-	140.2
Appropriated Funds Total:	967.9	153.5	-	153.5

Non-Appropriated Funds

DE2000 Federal Grants Fund (Non-Appropriated)	3,604.8	3,604.8	-	3,604.8
DE2985 American Rescue Plan Act (Non-Appropriated)	-	-	-	-
Non-Appropriated Funds Total:	3,604.8	3,604.8	-	3,604.8
Fund Source Total:	4,572.7	3,758.3	-	3,758.3

Other Operating Expenditures

Other Operating Expenses	-	23,000.5	-	23,000.5
External Programming and System Development Costs	578.9	-	-	-
Other External Computer Processing, Hosting, Maintenance and Support Costs	282.9	-	-	-
External Telecommunications Charges	3,148.6	-	-	-
Other Utilities	0.1	-	-	-
Miscellaneous Rent	163.5	-	-	-
Repair & Maintenance - Buildings	230.3	-	-	-
Repair & Maintenance - Vehicles	290.6	-	-	-

Program Expenditure Schedule

Agency: Department of Economic Security

	FY 2023 Actuals	FY 2024 Expenditure Plan	FY 2025 Funding Issue	FY 2025 Total Request
Program: DEA-7-0 Employment and Rehabilitation Services				
Sub Program: DEA-7-1 Employment and Rehabilitation Services				
Repair & Maintenance - Other Equipment	0.0	-	-	-
Repair & Maintenance - Other	113.4	-	-	-
Software Support, Maintenance Short-term Licensing	6,135.8	-	-	-
Uniforms	36.7	-	-	-
Office Supplies	354.7	-	-	-
Computer Supplies	2.1	-	-	-
Automotive and Transportation Fuels	48.9	-	-	-
Automotive Lubricants & Supplies	0.0	-	-	-
Other Operating Supplies	2.7	-	-	-
Employee Tuition Reimbursement	61.7	-	-	-
Conference Registration / Attendance Fees	54.9	-	-	-
Other Education & Training Costs	19.0	-	-	-
Advertising	2.9	-	-	-
External Printing	291.4	-	-	-
Postage & Delivery	1,406.4	-	-	-
Document Shredding and Destruction Services	16.0	-	-	-
Translation and sign language services	1,107.5	-	-	-
Awards	61.9	-	-	-
Dues	54.0	-	-	-
Books, Subscriptions & Publications	19.6	-	-	-
Costs for Digital Imaging or Producing Microfilm & Microfiche	0.8	-	-	-
Fingerprinting, Background Checks, Etc.	43.4	-	-	-
Other Miscellaneous Operating	8,053.8	-	-	-
Expenditure Category Total:	22,582.6	23,000.5	-	23,000.5

Fund Source

Appropriated Funds

AA1000	General Fund (Appropriated)	1,302.6	1,520.0	-	1,520.0
DE2007	Temporary Assistance for Needy Families (TANF) Fund (Appropriated)	690.1	2,690.1	-	2,690.1
DE2008	Child Care and Development Fund (Appropriated)	2,503.5	1,519.5	-	1,519.5

Program Expenditure Schedule

Agency: Department of Economic Security

		FY 2023 Actuals	FY 2024 Expenditure Plan	FY 2025 Funding Issue	FY 2025 Total Request
Program: DEA-7-0 Employment and Rehabilitation Services					
Sub Program: DEA-7-1 Employment and Rehabilitation Services					
DE2010	Workforce Investment Grant Fund (Appropriated)	956.1	141.7	-	141.7
DE2066	Special Administration Fund (Appropriated)	20.5	20.3	-	20.3
DE2335	Spinal and Head Injuries Trust Fund (Appropriated)	174.8	174.0	-	174.0
	Appropriated Funds Total:	5,647.6	6,065.6	-	6,065.6
Non-Appropriated Funds					
DE2000	Federal Grants Fund (Non-Appropriated)	16,934.9	16,934.9	-	16,934.9
	Non-Appropriated Funds Total:	16,934.9	16,934.9	-	16,934.9
	Fund Source Total:	22,582.6	23,000.5	-	23,000.5

Capital Outlay

	Capital Outlay	-	3.3	-	3.3
	Buildings & Building Improvements Capital Purchases	2.8	-	-	-
	Expenditure Category Total:	2.8	3.3	-	3.3

Fund Source

Appropriated Funds

AA1000	General Fund (Appropriated)	2.8	3.3	-	3.3
	Appropriated Funds Total:	2.8	3.3	-	3.3
	Fund Source Total:	2.8	3.3	-	3.3

Non-Capital Equipment

	Non-Capital Resources	-	122.6	-	122.6
	Furniture - Non-Capital Purchase	130.0	-	-	-
	Computer Equipment – Non- Capitalized Purchases	9.9	-	-	-
	Telecommunications Equipment - Non-Capital Purchase	16.7	-	-	-
	Other Equipment - Non- Capital Purchase	12.7	-	-	-
	Purchased or licensed software / website	11.4	-	-	-
	Expenditure Category Total:	180.6	122.6	-	122.6

Fund Source

Appropriated Funds

Program Expenditure Schedule

Agency: Department of Economic Security

		FY 2023 Actuals	FY 2024 Expenditure Plan	FY 2025 Funding Issue	FY 2025 Total Request
Program: DEA-7-0 Employment and Rehabilitation Services					
Sub Program: DEA-7-1 Employment and Rehabilitation Services					
AA1000	General Fund (Appropriated)	19.9	23.3	-	23.3
DE2007	Temporary Assistance for Needy Families (TANF) Fund (Appropriated)	8.8	8.8	-	8.8
DE2008	Child Care and Development Fund (Appropriated)	147.3	89.4	-	89.4
DE2010	Workforce Investment Grant Fund (Appropriated)	4.2	0.6	-	0.6
DE2335	Spinal and Head Injuries Trust Fund (Appropriated)	0.5	0.5	-	0.5
Appropriated Funds Total:		180.6	122.6	-	122.6
Fund Source Total:		180.6	122.6	-	122.6

Transfers-Out

	Federal Transfers Out	-	-	-	-
Expenditure Category Total:		-	-	-	-

Fund Source

Appropriated Funds

	DE2008 Child Care and Development Fund (Appropriated)	-	-	-	-
Appropriated Funds Total:		-	-	-	-
Fund Source Total:		-	-	-	-

Sub Program: DEA-7-2 SLI JOBS

Professional & Outside Services

	Professional and Outside Services	-	6,062.9	-	6,062.9
	Other Professional & Outside Services	6,062.9	-	-	-
Expenditure Category Total:		6,062.9	6,062.9	-	6,062.9

Fund Source

Appropriated Funds

	DE2007 Temporary Assistance for Needy Families (TANF) Fund (Appropriated)	4,952.0	4,952.0	-	4,952.0
	DE2066 Special Administration Fund (Appropriated)	1,110.9	1,110.9	-	1,110.9

Program Expenditure Schedule

Agency: Department of Economic Security

	FY 2023 Actuals	FY 2024 Expenditure Plan	FY 2025 Funding Issue	FY 2025 Total Request
Program: DEA-7-0 Employment and Rehabilitation Services				
Sub Program: DEA-7-2 SLI JOBS				
Appropriated Funds Total:	6,062.9	6,062.9	-	6,062.9
Fund Source Total:	6,062.9	6,062.9	-	6,062.9

Aid To Organizations & Individuals

Aid to Organizations and Individuals	-	4,942.7	-	4,942.7
Aid to Other Organizations	300.0	-	-	-
Direct Public Assistance	4,642.7	-	-	-
Expenditure Category Total:	4,942.7	4,942.7	-	4,942.7

Fund Source

Appropriated Funds

AA1000	General Fund (Appropriated)	300.0	300.0	-	300.0
DE2007	Temporary Assistance for Needy Families (TANF) Fund (Appropriated)	4,642.7	4,642.7	-	4,642.7
	Appropriated Funds Total:	4,942.7	4,942.7	-	4,942.7
	Fund Source Total:	4,942.7	4,942.7	-	4,942.7

Sub Program: DEA-7-3 SLI Child Care Subsidy

Professional & Outside Services

Professional and Outside Services	-	17,591.0	-	17,591.0
Other Professional & Outside Services	16,867.0	-	-	-
Expenditure Category Total:	16,867.0	17,591.0	-	17,591.0

Fund Source

Appropriated Funds

DE2008	Child Care and Development Fund (Appropriated)	16,867.0	17,591.0	-	17,591.0
	Appropriated Funds Total:	16,867.0	17,591.0	-	17,591.0
	Fund Source Total:	16,867.0	17,591.0	-	17,591.0

Aid To Organizations & Individuals

Aid to Organizations and Individuals	-	169,489.2	91,000.0	260,489.2
Aid to Municipalities	4.2	-	-	-

Program Expenditure Schedule

Agency: Department of Economic Security

	FY 2023 Actuals	FY 2024 Expenditure Plan	FY 2025 Funding Issue	FY 2025 Total Request
Program: DEA-7-0 Employment and Rehabilitation Services				
Sub Program: DEA-7-3 SLI Child Care Subsidy				
Aid to Other Organizations	205.4	-	-	-
Direct Public Assistance	162,303.6	-	-	-
Expenditure Category Total:	162,513.2	169,489.2	91,000.0	260,489.2

Fund Source

Appropriated Funds					
DE2008	Child Care and Development Fund (Appropriated)	162,513.2	169,489.2	91,000.0	260,489.2
Appropriated Funds Total:		162,513.2	169,489.2	91,000.0	260,489.2
Fund Source Total:		162,513.2	169,489.2	91,000.0	260,489.2

Sub Program: DEA-7-4 SLI Independent Living Rehabilitation Services

Aid To Organizations & Individuals

Aid to Organizations and Individuals	-	2,512.5	-	2,512.5
Aid for Education & Training Services	2,512.5	-	-	-
Expenditure Category Total:	2,512.5	2,512.5	-	2,512.5

Fund Source

Appropriated Funds					
AA1000	General Fund (Appropriated)	166.0	166.0	-	166.0
DE2335	Spinal and Head Injuries Trust Fund (Appropriated)	1,123.4	1,123.4	-	1,123.4
Appropriated Funds Total:		1,289.4	1,289.4	-	1,289.4
Non-Appropriated Funds					
DE2000	Federal Grants Fund (Non-Appropriated)	1,223.1	1,223.1	-	1,223.1
Non-Appropriated Funds Total:		1,223.1	1,223.1	-	1,223.1
Fund Source Total:		2,512.5	2,512.5	-	2,512.5

Sub Program: DEA-7-5 SLI Workforce Innovation and Opportunity Act Services

Personal Services

Program Expenditure Schedule

Agency: Department of Economic Security

	FY 2023 Actuals	FY 2024 Expenditure Plan	FY 2025 Funding Issue	FY 2025 Total Request
Program: DEA-7-0 Employment and Rehabilitation Services				

Sub Program: DEA-7-5 SLI Workforce Innovation and Opportunity Act Services

Personal Services	1,504.2	1,625.3	-	1,625.3
Expenditure Category Total:	1,504.2	1,625.3	-	1,625.3

Fund Source

Appropriated Funds

DE2010 Workforce Investment Grant Fund (Appropriated)	1,504.2	1,625.3	-	1,625.3
Appropriated Funds Total:	1,504.2	1,625.3	-	1,625.3
Fund Source Total:	1,504.2	1,625.3	-	1,625.3

Employee Related Expenditures

Employee Related Expenses	-	587.2	-	587.2
FICA Taxes	112.2	-	-	-
Medical Insurance	227.4	-	-	-
Basic Life	0.2	-	-	-
Long-Term Disability (ASRS)	1.9	-	-	-
Dental Insurance	2.1	-	-	-
Workers' Compensation	9.8	-	-	-
Arizona State Retirement System	162.3	-	-	-
Alternate Retirement Contributions – Reemployed Retirees	0.1	-	-	-
Personnel Board Pro-Rata Charges	12.9	-	-	-
Information Technology Pro Rata Charge	8.6	-	-	-
Accumulated Sick Leave Fund Charge	6.0	-	-	-
Expenditure Category Total:	543.4	587.2	-	587.2

Fund Source

Appropriated Funds

DE2010 Workforce Investment Grant Fund (Appropriated)	543.4	587.2	-	587.2
Appropriated Funds Total:	543.4	587.2	-	587.2
Fund Source Total:	543.4	587.2	-	587.2

Professional & Outside Services

Professional and Outside Services	-	11,717.6	-	11,717.6
-----------------------------------	---	----------	---	----------

Program Expenditure Schedule

Agency: Department of Economic Security

	FY 2023 Actuals	FY 2024 Expenditure Plan	FY 2025 Funding Issue	FY 2025 Total Request
Program: DEA-7-0 Employment and Rehabilitation Services				
Sub Program: DEA-7-5 SLI Workforce Innovation and Opportunity Act Services				
Temporary Agency Services	2.5	-	-	-
Other Professional & Outside Services	12,194.2	-	-	-
Expenditure Category Total:	12,196.6	11,717.6	-	11,717.6

Fund Source

Appropriated Funds

AA1000	General Fund (Appropriated)	1,352.3	-	-	-
DE2010	Workforce Investment Grant Fund (Appropriated)	10,844.3	11,717.6	-	11,717.6
	Appropriated Funds Total:	12,196.6	11,717.6	-	11,717.6
	Fund Source Total:	12,196.6	11,717.6	-	11,717.6

Travel In-State

Travel In-State	-	2.7	-	2.7
Lodging	2.5	-	-	-
Expenditure Category Total:	2.5	2.7	-	2.7

Fund Source

Appropriated Funds

DE2010	Workforce Investment Grant Fund (Appropriated)	2.5	2.7	-	2.7
	Appropriated Funds Total:	2.5	2.7	-	2.7
	Fund Source Total:	2.5	2.7	-	2.7

Aid To Organizations & Individuals

Aid to Organizations and Individuals	-	71,351.8	-	71,351.8
Aid to Other Governments	66,033.8	-	-	-
Expenditure Category Total:	66,033.8	71,351.8	-	71,351.8

Fund Source

Appropriated Funds

DE2010	Workforce Investment Grant Fund (Appropriated)	66,033.8	71,351.8	-	71,351.8
	Appropriated Funds Total:	66,033.8	71,351.8	-	71,351.8
	Fund Source Total:	66,033.8	71,351.8	-	71,351.8

Program Expenditure Schedule

Agency: Department of Economic Security

	FY 2023 Actuals	FY 2024 Expenditure Plan	FY 2025 Funding Issue	FY 2025 Total Request
Program: DEA-7-0 Employment and Rehabilitation Services				
Sub Program: DEA-7-5 SLI Workforce Innovation and Opportunity Act Services				

Other Operating Expenditures

Other Operating Expenses	-	141.1	-	141.1
External Telecommunications Charges	28.2	-	-	-
Miscellaneous Rent	0.2	-	-	-
Repair & Maintenance - Vehicles	1.0	-	-	-
Repair & Maintenance - Other	0.2	-	-	-
Software Support, Maintenance Short-term Licensing	86.8	-	-	-
Office Supplies	7.9	-	-	-
Automotive and Transportation Fuels	0.2	-	-	-
Employee Tuition Reimbursement	1.2	-	-	-
Conference Registration / Attendance Fees	0.3	-	-	-
External Printing	0.6	-	-	-
Other Miscellaneous Operating	4.0	-	-	-
Expenditure Category Total:	130.5	141.1	-	141.1

Fund Source

Appropriated Funds

DE2010 Workforce Investment Grant Fund (Appropriated)	130.5	141.1	-	141.1
Appropriated Funds Total:	130.5	141.1	-	141.1
Fund Source Total:	130.5	141.1	-	141.1

Non-Capital Equipment

Non-Capital Resources	-	398.5	-	398.5
Computer Equipment – Non- Capitalized Purchases	1.9	-	-	-
Other Equipment - Non- Capital Purchase	0.0	-	-	-
Purchased or licensed software / website	366.9	-	-	-
Expenditure Category Total:	368.8	398.5	-	398.5

Fund Source

Appropriated Funds

DE2010 Workforce Investment Grant Fund (Appropriated)	368.8	398.5	-	398.5
Appropriated Funds Total:	368.8	398.5	-	398.5

Program Expenditure Schedule

Agency: Department of Economic Security

	FY 2023 Actuals	FY 2024 Expenditure Plan	FY 2025 Funding Issue	FY 2025 Total Request
--	--------------------	--------------------------------	-----------------------------	-----------------------------

Program: DEA-7-0 Employment and Rehabilitation Services

Sub Program: DEA-7-5 SLI Workforce Innovation and Opportunity Act Services

Fund Source Total:	368.8	398.5	-	398.5
---------------------------	-------	-------	---	-------

Transfers-Out

Transfers Out – Not Subject to Cost Allocation	-	-	-	-
Expenditure Category Total:	-	-	-	-

Fund Source

Appropriated Funds

AA1000 General Fund (Appropriated)	-	-	-	-
Appropriated Funds Total:	-	-	-	-
Fund Source Total:	-	-	-	-

Sub Program: DEA-7-6 SLI Rehabilitation Services

Professional & Outside Services

Professional and Outside Services	-	70.1	-	70.1
External Legal Services	17.3	-	-	-
Other Professional & Outside Services	52.8	-	-	-
Expenditure Category Total:	70.1	70.1	-	70.1

Fund Source

Non-Appropriated Funds

DE2000 Federal Grants Fund (Non-Appropriated)	70.1	70.1	-	70.1
Non-Appropriated Funds Total:	70.1	70.1	-	70.1
Fund Source Total:	70.1	70.1	-	70.1

Aid To Organizations & Individuals

Aid to Organizations and Individuals	-	65,753.4	-	65,753.4
Direct Public Assistance	33.8	-	-	-
Aid for Education & Training Services	65,719.6	-	-	-
Expenditure Category Total:	65,753.4	65,753.4	-	65,753.4

Fund Source

Program Expenditure Schedule

Agency: Department of Economic Security

	FY 2023 Actuals	FY 2024 Expenditure Plan	FY 2025 Funding Issue	FY 2025 Total Request
--	--------------------	--------------------------------	-----------------------------	-----------------------------

Program: DEA-7-0 Employment and Rehabilitation Services

Sub Program: DEA-7-6 SLI Rehabilitation Services

Appropriated Funds

AA1000	General Fund (Appropriated)	6,594.4	6,594.4	-	6,594.4
DE2335	Spinal and Head Injuries Trust Fund (Appropriated)	654.7	654.7	-	654.7
Appropriated Funds Total:		7,249.1	7,249.1	-	7,249.1

Non-Appropriated Funds

DE2000	Federal Grants Fund (Non-Appropriated)	58,504.3	58,504.3	-	58,504.3
Non-Appropriated Funds Total:		58,504.3	58,504.3	-	58,504.3
Fund Source Total:		65,753.4	65,753.4	-	65,753.4

Sub Program: DEA-7-8 Unemployment Insurance

Aid To Organizations & Individuals

	Aid to Organizations and Individuals	-	331,868.0	16,842.0	348,710.0
	Aid to Other Organizations	248,487.9	-	-	-
Expenditure Category Total:		248,487.9	331,868.0	16,842.0	348,710.0

Fund Source

Non-Appropriated Funds

DE7510	Unemployment Insurance Benefits Fund (Non-Appropriated)	248,487.9	331,868.0	16,842.0	348,710.0
Non-Appropriated Funds Total:		248,487.9	331,868.0	16,842.0	348,710.0
Fund Source Total:		248,487.9	331,868.0	16,842.0	348,710.0

Sub Program: DEA-7-9 Employment Services

Aid To Organizations & Individuals

	Aid to Organizations and Individuals	-	2,535.8	-	2,535.8
	Aid to Other Governments	1,411.2	-	-	-
	Aid to Other Organizations	1,044.2	-	-	-

Program Expenditure Schedule

Agency: Department of Economic Security

	FY 2023 Actuals	FY 2024 Expenditure Plan	FY 2025 Funding Issue	FY 2025 Total Request
--	--------------------	--------------------------------	-----------------------------	-----------------------------

Program: DEA-7-0 Employment and Rehabilitation Services

Sub Program: DEA-7-9 Employment Services

Direct Public Assistance	1.5	-	-	-
Amounts Paid Directly to Service Providers contracted by the State to Provide Aid on behalf of Individuals	78.9	-	-	-
Expenditure Category Total:	2,535.8	2,535.8	-	2,535.8

Fund Source

Non-Appropriated Funds

DE2000 Federal Grants Fund (Non-Appropriated)	2,535.8	2,535.8	-	2,535.8
Non-Appropriated Funds Total:	2,535.8	2,535.8	-	2,535.8
Fund Source Total:	2,535.8	2,535.8	-	2,535.8

Sub Program: DEA-7-12 SLI Child Care Subsidy Non-lapsing

Professional & Outside Services

Professional and Outside Services	-	-	-	-
Education & Training	0.0	-	-	-
Professional & Outside Services Excluded from Cost Allocation	(0.0)	-	-	-
Other Professional & Outside Services	0.0	-	-	-
Expenditure Category Total:	0.0	-	-	-

Fund Source

Non-Appropriated Funds

DE2008 Child Care and Development Fund (Non-Appropriated)	0.0	-	-	-
Non-Appropriated Funds Total:	0.0	-	-	-
Fund Source Total:	0.0	-	-	-

Travel In-State

Travel In-State Excluded from Cost Allocation	0.0	-	-	-
Expenditure Category Total:	0.0	-	-	-

Fund Source

Program Expenditure Schedule

Agency: Department of Economic Security

	FY 2023 Actuals	FY 2024 Expenditure Plan	FY 2025 Funding Issue	FY 2025 Total Request
--	--------------------	--------------------------------	-----------------------------	-----------------------------

Program: DEA-7-0 Employment and Rehabilitation Services

Sub Program: DEA-7-12 SLI Child Care Subsidy Non-lapsing

Non-Appropriated Funds

DE2008	Child Care and Development Fund (Non-Appropriated)	0.0	-	-	-
Non-Appropriated Funds Total:		0.0	-	-	-
Fund Source Total:		0.0	-	-	-

Aid To Organizations & Individuals

	Aid to Organizations and Individuals	-	-	-	-
	Aid to Municipalities	-	-	-	-
	Aid to Other Organizations	0.0	-	-	-
	Direct Public Assistance	(0.0)	-	-	-
	Aid to Organizations & Individuals Excluded from Cost Allocation	0.0	-	-	-
Expenditure Category Total:		0.0	-	-	-

Fund Source

Non-Appropriated Funds

DE2008	Child Care and Development Fund (Non-Appropriated)	0.0	-	-	-
Non-Appropriated Funds Total:		0.0	-	-	-
Fund Source Total:		0.0	-	-	-

Other Operating Expenditures

	Other Operating Expenses	-	-	-	-
	Other Operating Expenditures Excluded from Cost Allocation	0.0	-	-	-
	Other Education & Training Costs	0.0	-	-	-
Expenditure Category Total:		0.0	-	-	-

Fund Source

Non-Appropriated Funds

DE2008	Child Care and Development Fund (Non-Appropriated)	0.0	-	-	-
Non-Appropriated Funds Total:		0.0	-	-	-
Fund Source Total:		0.0	-	-	-

Program Expenditure Schedule

Agency: Department of Economic Security

	FY 2023 Actuals	FY 2024 Expenditure Plan	FY 2025 Funding Issue	FY 2025 Total Request
Program: DEA-7-0 Employment and Rehabilitation Services				
Sub Program: DEA-7-12 SLI Child Care Subsidy Non-lapsing				
Non-Capital Equipment				
Non-Capital Equipment Excluded from Cost Allocation	0.0	-	-	-
Expenditure Category Total:	0.0	-	-	-
Fund Source				
Non-Appropriated Funds				
DE2008 Child Care and Development Fund (Non- Appropriated)	0.0	-	-	-
Non-Appropriated Funds Total:	0.0	-	-	-
Fund Source Total:	0.0	-	-	-

Program Expenditure Schedule

Agency: Department of Economic Security

	FY 2023 Actuals	FY 2024 Expenditure Plan	FY 2025 Funding Issue	FY 2025 Total Request
Program: DEA-7-0 Employment and Rehabilitation Services				
FTE				
FTE	1,223.6	1,223.6	-	1,223.6
Expenditure Category Total:	-	-	-	-

Fund Source					
Appropriated Funds					
AA1000	General Fund (Appropriated)	86.9	86.9	-	86.9
DE2007	Temporary Assistance for Needy Families (TANF) Fund (Appropriated)	109.1	109.1	-	109.1
DE2008	Child Care and Development Fund (Appropriated)	175.8	175.8	-	175.8
DE2010	Workforce Investment Grant Fund (Appropriated)	33.0	33.0	-	33.0
DE2335	Spinal and Head Injuries Trust Fund (Appropriated)	8.0	8.0	-	8.0
Appropriated Funds Total:		412.8	412.8	-	412.8
Non-Appropriated Funds					
DE2000	Federal Grants Fund (Non-Appropriated)	810.8	810.8	-	810.8
Non-Appropriated Funds Total:		810.8	810.8	-	810.8
Fund Source Total:		1,223.6	1,223.6	-	1,223.6

Personal Services					
	Personal Services	70,542.4	65,097.5	-	65,097.5
Expenditure Category Total:		70,542.4	65,097.5	-	65,097.5

Fund Source					
Appropriated Funds					
AA1000	General Fund (Appropriated)	3,496.7	4,080.2	-	4,080.2
DE2007	Temporary Assistance for Needy Families (TANF) Fund (Appropriated)	1,746.2	1,746.2	-	1,746.2
DE2008	Child Care and Development Fund (Appropriated)	10,430.6	6,330.7	-	6,330.7
DE2010	Workforce Investment Grant Fund (Appropriated)	3,909.0	1,981.8	-	1,981.8
DE2335	Spinal and Head Injuries Trust Fund (Appropriated)	272.2	271.0	-	271.0
Appropriated Funds Total:		19,854.8	14,409.9	-	14,409.9

Program Expenditure Schedule

Agency:	Department of Economic Security
----------------	--

	FY 2023 Actuals	FY 2024 Expenditure Plan	FY 2025 Funding Issue	FY 2025 Total Request
Program: DEA-7-0 Employment and Rehabilitation Services				
Non-Appropriated Funds				
DE2000 Federal Grants Fund (Non-Appropriated)	50,687.6	50,687.6	-	50,687.6
Non-Appropriated Funds Total:	50,687.6	50,687.6	-	50,687.6
Fund Source Total:	70,542.4	65,097.5	-	65,097.5

Employee Related Expenditures

Employee Related Expenses	-	28,998.7	-	28,998.7
FICA Taxes	5,098.3	-	-	-
Medical Insurance	15,438.3	-	-	-
Basic Life	9.5	-	-	-
Long-Term Disability (ASRS)	93.0	-	-	-
Unemployment Compensation & Other State' Taxes	293.6	-	-	-
Dental Insurance	116.0	-	-	-
Workers' Compensation	438.3	-	-	-
Arizona State Retirement System	7,972.9	-	-	-
Alternate Retirement Contributions – Contracted Retirees	14.4	-	-	-
Alternate Retirement Contributions – Reemployed Retirees	67.3	-	-	-
Personnel Board Pro-Rata Charges	599.5	-	-	-
Information Technology Pro Rata Charge	396.2	-	-	-
Accumulated Sick Leave Fund Charge	278.6	-	-	-
ERE Excluded from Cost Allocation	63.6	-	-	-
Other Employee Related Expenditures	478.7	-	-	-
Expenditure Category Total:	31,358.2	28,998.7	-	28,998.7

Fund Source

Appropriated Funds				
AA1000 General Fund (Appropriated)	1,570.8	1,833.0	-	1,833.0
DE2007 Temporary Assistance for Needy Families (TANF) Fund (Appropriated)	712.5	712.5	-	712.5
DE2008 Child Care and Development Fund (Appropriated)	4,617.4	2,802.5	-	2,802.5
DE2010 Workforce Investment Grant Fund (Appropriated)	1,541.3	735.1	-	735.1
DE2335 Spinal and Head Injuries Trust Fund (Appropriated)	109.1	108.6	-	108.6

Program Expenditure Schedule

Agency: Department of Economic Security

		FY 2023 Actuals	FY 2024 Expenditure Plan	FY 2025 Funding Issue	FY 2025 Total Request
Program: DEA-7-0 Employment and Rehabilitation Services					
Appropriated Funds Total:		8,551.2	6,191.7	-	6,191.7
Non-Appropriated Funds					
DE2000	Federal Grants Fund (Non-Appropriated)	22,807.0	22,807.0	-	22,807.0
Non-Appropriated Funds Total:		22,807.0	22,807.0	-	22,807.0
Fund Source Total:		31,358.2	28,998.7	-	28,998.7

Professional & Outside Services

Professional and Outside Services	-	66,205.2	5,900.0	72,105.2	
Other External Financial Services	0.2	-	-	-	
External Legal Services	37.2	-	-	-	
Temporary Agency Services	5,156.2	-	-	-	
Education & Training	1,039.5	-	-	-	
Professional & Outside Services Excluded from Cost Allocation	133.2	-	-	-	
Other Professional & Outside Services	42,033.0	-	-	-	
Expenditure Category Total:		48,399.3	66,205.2	5,900.0	72,105.2

Fund Source

Appropriated Funds					
AA1000	General Fund (Appropriated)	2,510.9	1,351.8	-	1,351.8
DE2007	Temporary Assistance for Needy Families (TANF) Fund (Appropriated)	5,132.3	5,132.3	-	5,132.3
DE2008	Child Care and Development Fund (Appropriated)	18,680.2	18,691.4	-	18,691.4
DE2010	Workforce Investment Grant Fund (Appropriated)	11,454.2	11,808.1	-	11,808.1
DE2066	Special Administration Fund (Appropriated)	1,110.9	1,110.9	-	1,110.9
DE2335	Spinal and Head Injuries Trust Fund (Appropriated)	6.3	6.2	-	6.2
Appropriated Funds Total:		38,894.8	38,100.7	-	38,100.7
Non-Appropriated Funds					
DE2000	Federal Grants Fund (Non-Appropriated)	9,504.5	9,504.5	-	9,504.5
DE2008	Child Care and Development Fund (Non-Appropriated)	0.0	-	-	-
DE2985	American Rescue Plan Act (Non-Appropriated)	-	18,600.0	5,900.0	24,500.0
Non-Appropriated Funds Total:		9,504.5	28,104.5	5,900.0	34,004.5
Fund Source Total:		48,399.3	66,205.2	5,900.0	72,105.2

Program Expenditure Schedule

Agency: Department of Economic Security

	FY 2023 Actuals	FY 2024 Expenditure Plan	FY 2025 Funding Issue	FY 2025 Total Request
--	--------------------	--------------------------------	-----------------------------	-----------------------------

Program: DEA-7-0 Employment and Rehabilitation Services

Travel In-State

Travel In-State	-	118.6	-	118.6
Mileage - Private Vehicle	24.9	-	-	-
Lodging	93.1	-	-	-
Meals with Overnight Stay	11.5	-	-	-
Meals without Overnight Stay	3.4	-	-	-
Travel In-State Excluded from Cost Allocation	0.0	-	-	-
Other Miscellaneous In- State Travel	0.7	-	-	-
Expenditure Category Total:	133.6	118.6	-	118.6

Fund Source

Appropriated Funds

AA1000 General Fund (Appropriated)	6.6	7.8	-	7.8
DE2007 Temporary Assistance for Needy Families (TANF) Fund (Appropriated)	0.3	0.3	-	0.3
DE2008 Child Care and Development Fund (Appropriated)	16.9	10.3	-	10.3
DE2010 Workforce Investment Grant Fund (Appropriated)	13.9	4.4	-	4.4
DE2335 Spinal and Head Injuries Trust Fund (Appropriated)	0.0	-	-	-
Appropriated Funds Total:	37.8	22.8	-	22.8

Non-Appropriated Funds

DE2000 Federal Grants Fund (Non-Appropriated)	95.8	95.8	-	95.8
DE2008 Child Care and Development Fund (Non-Appropriated)	0.0	-	-	-
Non-Appropriated Funds Total:	95.8	95.8	-	95.8
Fund Source Total:	133.6	118.6	-	118.6

Travel Out-Of-State

Travel Out of State	-	7.9	-	7.9
Airfare and Other Common Carrier Charges	1.9	-	-	-
Lodging Out-of-State	0.9	-	-	-
Meals with Overnight Stay	0.8	-	-	-
Other Miscellaneous Out-of- State Travel	4.6	-	-	-

Program Expenditure Schedule

Agency: Department of Economic Security

	FY 2023 Actuals	FY 2024 Expenditure Plan	FY 2025 Funding Issue	FY 2025 Total Request
Program: DEA-7-0 Employment and Rehabilitation Services				
Expenditure Category Total:	8.2	7.9	-	7.9
Fund Source				
Appropriated Funds				
AA1000 General Fund (Appropriated)	0.6	0.7	-	0.7
DE2007 Temporary Assistance for Needy Families (TANF) Fund (Appropriated)	0.0	-	-	-
DE2010 Workforce Investment Grant Fund (Appropriated)	0.5	0.1	-	0.1
DE2335 Spinal and Head Injuries Trust Fund (Appropriated)	0.0	-	-	-
Appropriated Funds Total:	1.1	0.8	-	0.8
Non-Appropriated Funds				
DE2000 Federal Grants Fund (Non-Appropriated)	7.1	7.1	-	7.1
Non-Appropriated Funds Total:	7.1	7.1	-	7.1
Fund Source Total:	8.2	7.9	-	7.9

Aid To Organizations & Individuals

Aid to Organizations and Individuals	-	652,211.7	107,842.0	760,053.7
Aid to Municipalities	4.7	-	-	-
Aid to Other Governments	68,390.9	-	-	-
Aid to Other Organizations	253,643.7	-	-	-
Direct Public Assistance	166,981.7	-	-	-
Aid for Education & Training Services	68,242.1	-	-	-
Aid to Organizations & Individuals Excluded from Cost Allocation	0.0	-	-	-
Amounts Paid Directly to Service Providers contracted by the State to Provide Aid on behalf of Individuals	89.0	-	-	-
Expenditure Category Total:	557,352.0	652,211.7	107,842.0	760,053.7

Fund Source

Appropriated Funds				
AA1000 General Fund (Appropriated)	7,060.4	7,060.4	-	7,060.4
DE2007 Temporary Assistance for Needy Families (TANF) Fund (Appropriated)	4,642.7	4,642.7	-	4,642.7
DE2008 Child Care and Development Fund (Appropriated)	162,535.1	169,502.5	91,000.0	260,502.5

Program Expenditure Schedule

Agency: Department of Economic Security

		FY 2023 Actuals	FY 2024 Expenditure Plan	FY 2025 Funding Issue	FY 2025 Total Request
Program: DEA-7-0 Employment and Rehabilitation Services					
DE2010	Workforce Investment Grant Fund (Appropriated)	66,979.8	71,492.0	-	71,492.0
DE2335	Spinal and Head Injuries Trust Fund (Appropriated)	1,778.1	1,778.1	-	1,778.1
Appropriated Funds Total:		242,996.1	254,475.7	91,000.0	345,475.7
Non-Appropriated Funds					
DE2000	Federal Grants Fund (Non-Appropriated)	65,868.0	65,868.0	-	65,868.0
DE2008	Child Care and Development Fund (Non-Appropriated)	0.0	-	-	-
DE2985	American Rescue Plan Act (Non-Appropriated)	-	-	-	-
DE7510	Unemployment Insurance Benefits Fund (Non-Appropriated)	248,487.9	331,868.0	16,842.0	348,710.0
Non-Appropriated Funds Total:		314,355.9	397,736.0	16,842.0	414,578.0
Fund Source Total:		557,352.0	652,211.7	107,842.0	760,053.7

Other Operating Expenditures

Other Operating Expenses	-	23,141.6	-	23,141.6
Other Operating Expenditures Excluded from Cost Allocation	0.0	-	-	-
External Programming and System Development Costs	578.9	-	-	-
Other External Computer Processing, Hosting, Maintenance and Support Costs	282.9	-	-	-
External Telecommunications Charges	3,176.8	-	-	-
Other Utilities	0.1	-	-	-
Miscellaneous Rent	163.7	-	-	-
Repair & Maintenance - Buildings	230.3	-	-	-
Repair & Maintenance - Vehicles	291.6	-	-	-
Repair & Maintenance - Other Equipment	0.0	-	-	-
Repair & Maintenance - Other	113.6	-	-	-
Software Support, Maintenance Short-term Licensing	6,222.6	-	-	-
Uniforms	36.7	-	-	-
Office Supplies	362.6	-	-	-
Computer Supplies	2.1	-	-	-
Automotive and Transportation Fuels	49.1	-	-	-
Automotive Lubricants & Supplies	0.0	-	-	-

Program Expenditure Schedule

Agency: Department of Economic Security

	FY 2023 Actuals	FY 2024 Expenditure Plan	FY 2025 Funding Issue	FY 2025 Total Request
Program: DEA-7-0 Employment and Rehabilitation Services				
Other Operating Supplies	2.7	-	-	-
Employee Tuition Reimbursement	62.9	-	-	-
Conference Registration / Attendance Fees	55.2	-	-	-
Other Education & Training Costs	19.0	-	-	-
Advertising	2.9	-	-	-
External Printing	292.0	-	-	-
Postage & Delivery	1,406.4	-	-	-
Document Shredding and Destruction Services	16.0	-	-	-
Translation and sign language services	1,107.5	-	-	-
Awards	61.9	-	-	-
Dues	54.0	-	-	-
Books, Subscriptions & Publications	19.6	-	-	-
Costs for Digital Imaging or Producing Microfilm & Microfiche	0.8	-	-	-
Fingerprinting, Background Checks, Etc.	43.4	-	-	-
Other Miscellaneous Operating	8,057.8	-	-	-
Expenditure Category Total:	22,713.1	23,141.6	-	23,141.6

Fund Source

Appropriated Funds					
AA1000	General Fund (Appropriated)	1,302.6	1,520.0	-	1,520.0
DE2007	Temporary Assistance for Needy Families (TANF) Fund (Appropriated)	690.1	2,690.1	-	2,690.1
DE2008	Child Care and Development Fund (Appropriated)	2,503.5	1,519.5	-	1,519.5
DE2010	Workforce Investment Grant Fund (Appropriated)	1,086.6	282.8	-	282.8
DE2066	Special Administration Fund (Appropriated)	20.5	20.3	-	20.3
DE2335	Spinal and Head Injuries Trust Fund (Appropriated)	174.8	174.0	-	174.0
Appropriated Funds Total:		5,778.2	6,206.7	-	6,206.7
Non-Appropriated Funds					
DE2000	Federal Grants Fund (Non-Appropriated)	16,934.9	16,934.9	-	16,934.9
DE2008	Child Care and Development Fund (Non-Appropriated)	0.0	-	-	-
Non-Appropriated Funds Total:		16,934.9	16,934.9	-	16,934.9
Fund Source Total:		22,713.1	23,141.6	-	23,141.6

Program Expenditure Schedule

Agency: Department of Economic Security

	FY 2023 Actuals	FY 2024 Expenditure Plan	FY 2025 Funding Issue	FY 2025 Total Request
--	--------------------	--------------------------------	-----------------------------	-----------------------------

Program: DEA-7-0 Employment and Rehabilitation Services

Capital Outlay

Capital Outlay	-	3.3	-	3.3
Buildings & Building Improvements Capital Purchases	2.8	-	-	-
Expenditure Category Total:	2.8	3.3	-	3.3

Fund Source

Appropriated Funds

AA1000 General Fund (Appropriated)	2.8	3.3	-	3.3
Appropriated Funds Total:	2.8	3.3	-	3.3
Fund Source Total:	2.8	3.3	-	3.3

Non-Capital Equipment

Non-Capital Resources	-	521.1	-	521.1
Furniture - Non-Capital Purchase	130.0	-	-	-
Computer Equipment – Non- Capitalized Purchases	11.8	-	-	-
Telecommunications Equipment - Non-Capital Purchase	16.7	-	-	-
Other Equipment - Non- Capital Purchase	12.7	-	-	-
Purchased or licensed software / website	378.3	-	-	-
Non-Capital Equipment Excluded from Cost Allocation	0.0	-	-	-
Expenditure Category Total:	549.5	521.1	-	521.1

Fund Source

Appropriated Funds

AA1000 General Fund (Appropriated)	19.9	23.3	-	23.3
DE2007 Temporary Assistance for Needy Families (TANF) Fund (Appropriated)	8.8	8.8	-	8.8
DE2008 Child Care and Development Fund (Appropriated)	147.3	89.4	-	89.4
DE2010 Workforce Investment Grant Fund (Appropriated)	373.0	399.1	-	399.1
DE2335 Spinal and Head Injuries Trust Fund (Appropriated)	0.5	0.5	-	0.5
Appropriated Funds Total:	549.5	521.1	-	521.1

Program Expenditure Schedule

Agency: Department of Economic Security

	FY 2023 Actuals	FY 2024 Expenditure Plan	FY 2025 Funding Issue	FY 2025 Total Request
Program: DEA-7-0 Employment and Rehabilitation Services				
Non-Appropriated Funds				
DE2008 Child Care and Development Fund (Non-Appropriated)	0.0	-	-	-
Non-Appropriated Funds Total:	0.0	-	-	-
Fund Source Total:	549.5	521.1	-	521.1

Transfers-Out

Transfers Out – Not Subject to Cost Allocation	-	-	-	-
Federal Transfers Out	-	-	-	-
Expenditure Category Total:	-	-	-	-

Fund Source

Appropriated Funds				
AA1000 General Fund (Appropriated)	-	-	-	-
DE2008 Child Care and Development Fund (Appropriated)	-	-	-	-
Appropriated Funds Total:	-	-	-	-
Fund Source Total:	-	-	-	-

Sub Program: DEA-7-1 Employment and Rehabilitation Services

FTE

FTE	1,223.6	1,223.6	-	1,223.6
Expenditure Category Total:	-	-	-	-

Fund Source

Appropriated Funds				
AA1000 General Fund (Appropriated)	86.9	86.9	-	86.9
DE2007 Temporary Assistance for Needy Families (TANF) Fund (Appropriated)	109.1	109.1	-	109.1
DE2008 Child Care and Development Fund (Appropriated)	175.8	175.8	-	175.8
DE2010 Workforce Investment Grant Fund (Appropriated)	33.0	33.0	-	33.0
DE2335 Spinal and Head Injuries Trust Fund (Appropriated)	8.0	8.0	-	8.0
Appropriated Funds Total:	412.8	412.8	-	412.8

Program Expenditure Schedule

Agency: Department of Economic Security

	FY 2023 Actuals	FY 2024 Expenditure Plan	FY 2025 Funding Issue	FY 2025 Total Request
Program: DEA-7-0 Employment and Rehabilitation Services				
Sub Program: DEA-7-1 Employment and Rehabilitation Services				
Non-Appropriated Funds				
DE2000 Federal Grants Fund (Non-Appropriated)	810.8	810.8	-	810.8
Non-Appropriated Funds Total:	810.8	810.8	-	810.8
Fund Source Total:	1,223.6	1,223.6	-	1,223.6

Personal Services

Personal Services	69,038.2	63,472.2	-	63,472.2
Expenditure Category Total:	69,038.2	63,472.2	-	63,472.2

Fund Source

Appropriated Funds				
AA1000 General Fund (Appropriated)	3,496.7	4,080.2	-	4,080.2
DE2007 Temporary Assistance for Needy Families (TANF) Fund (Appropriated)	1,746.2	1,746.2	-	1,746.2
DE2008 Child Care and Development Fund (Appropriated)	10,430.6	6,330.7	-	6,330.7
DE2010 Workforce Investment Grant Fund (Appropriated)	2,404.9	356.5	-	356.5
DE2335 Spinal and Head Injuries Trust Fund (Appropriated)	272.2	271.0	-	271.0
Appropriated Funds Total:	18,350.6	12,784.6	-	12,784.6
Non-Appropriated Funds				
DE2000 Federal Grants Fund (Non-Appropriated)	50,687.6	50,687.6	-	50,687.6
Non-Appropriated Funds Total:	50,687.6	50,687.6	-	50,687.6
Fund Source Total:	69,038.2	63,472.2	-	63,472.2

Employee Related Expenditures

Employee Related Expenses	-	28,411.5	-	28,411.5
FICA Taxes	4,986.2	-	-	-
Medical Insurance	15,210.9	-	-	-
Basic Life	9.3	-	-	-
Long-Term Disability (ASRS)	91.2	-	-	-
Unemployment Compensation & Other State' Taxes	293.6	-	-	-
Dental Insurance	113.9	-	-	-
Workers' Compensation	428.5	-	-	-

Program Expenditure Schedule

Agency: Department of Economic Security

	FY 2023 Actuals	FY 2024 Expenditure Plan	FY 2025 Funding Issue	FY 2025 Total Request
--	--------------------	--------------------------------	-----------------------------	-----------------------------

Program: DEA-7-0 Employment and Rehabilitation Services

Sub Program: DEA-7-1 Employment and Rehabilitation Services

Arizona State Retirement System	7,810.6	-	-	-
Alternate Retirement Contributions – Contracted Retirees	14.4	-	-	-
Alternate Retirement Contributions – Reemployed Retirees	67.2	-	-	-
Personnel Board Pro-Rata Charges	586.5	-	-	-
Information Technology Pro Rata Charge	387.6	-	-	-
Accumulated Sick Leave Fund Charge	272.5	-	-	-
ERE Excluded from Cost Allocation	63.6	-	-	-
Other Employee Related Expenditures	478.7	-	-	-
Expenditure Category Total:	30,814.8	28,411.5	-	28,411.5

Fund Source

Appropriated Funds

AA1000 General Fund (Appropriated)	1,570.8	1,833.0	-	1,833.0
DE2007 Temporary Assistance for Needy Families (TANF) Fund (Appropriated)	712.5	712.5	-	712.5
DE2008 Child Care and Development Fund (Appropriated)	4,617.4	2,802.5	-	2,802.5
DE2010 Workforce Investment Grant Fund (Appropriated)	997.9	147.9	-	147.9
DE2335 Spinal and Head Injuries Trust Fund (Appropriated)	109.1	108.6	-	108.6
Appropriated Funds Total:	8,007.8	5,604.5	-	5,604.5

Non-Appropriated Funds

DE2000 Federal Grants Fund (Non-Appropriated)	22,807.0	22,807.0	-	22,807.0
Non-Appropriated Funds Total:	22,807.0	22,807.0	-	22,807.0
Fund Source Total:	30,814.8	28,411.5	-	28,411.5

Professional & Outside Services

Professional and Outside Services	-	30,763.6	5,900.0	36,663.6
Other External Financial Services	0.2	-	-	-
External Legal Services	19.9	-	-	-
Temporary Agency Services	5,153.8	-	-	-
Education & Training	1,039.5	-	-	-

Program Expenditure Schedule

Agency: Department of Economic Security

	FY 2023 Actuals	FY 2024 Expenditure Plan	FY 2025 Funding Issue	FY 2025 Total Request
Program: DEA-7-0 Employment and Rehabilitation Services				
Sub Program: DEA-7-1 Employment and Rehabilitation Services				
Professional & Outside Services Excluded from Cost Allocation	133.2	-	-	-
Other Professional & Outside Services	6,856.1	-	-	-
Expenditure Category Total:	13,202.7	30,763.6	5,900.0	36,663.6

Fund Source

Appropriated Funds				
AA1000 General Fund (Appropriated)	1,158.6	1,351.8	-	1,351.8
DE2007 Temporary Assistance for Needy Families (TANF) Fund (Appropriated)	180.3	180.3	-	180.3
DE2008 Child Care and Development Fund (Appropriated)	1,813.2	1,100.4	-	1,100.4
DE2010 Workforce Investment Grant Fund (Appropriated)	609.9	90.5	-	90.5
DE2335 Spinal and Head Injuries Trust Fund (Appropriated)	6.3	6.2	-	6.2
Appropriated Funds Total:	3,768.3	2,729.2	-	2,729.2
Non-Appropriated Funds				
DE2000 Federal Grants Fund (Non-Appropriated)	9,434.4	9,434.4	-	9,434.4
DE2985 American Rescue Plan Act (Non-Appropriated)	-	18,600.0	5,900.0	24,500.0
Non-Appropriated Funds Total:	9,434.4	28,034.4	5,900.0	33,934.4
Fund Source Total:	13,202.7	30,763.6	5,900.0	36,663.6

Travel In-State

Travel In-State	-	115.9	-	115.9
Mileage - Private Vehicle	24.9	-	-	-
Lodging	90.6	-	-	-
Meals with Overnight Stay	11.5	-	-	-
Meals without Overnight Stay	3.4	-	-	-
Other Miscellaneous In- State Travel	0.7	-	-	-
Expenditure Category Total:	131.1	115.9	-	115.9

Fund Source

Appropriated Funds				
AA1000 General Fund (Appropriated)	6.6	7.8	-	7.8

Program Expenditure Schedule

Agency: Department of Economic Security

		FY 2023 Actuals	FY 2024 Expenditure Plan	FY 2025 Funding Issue	FY 2025 Total Request
Program: DEA-7-0 Employment and Rehabilitation Services					
Sub Program: DEA-7-1 Employment and Rehabilitation Services					
DE2007	Temporary Assistance for Needy Families (TANF) Fund (Appropriated)	0.3	0.3	-	0.3
DE2008	Child Care and Development Fund (Appropriated)	16.9	10.3	-	10.3
DE2010	Workforce Investment Grant Fund (Appropriated)	11.4	1.7	-	1.7
DE2335	Spinal and Head Injuries Trust Fund (Appropriated)	0.0	-	-	-
Appropriated Funds Total:		35.3	20.1	-	20.1
Non-Appropriated Funds					
DE2000	Federal Grants Fund (Non-Appropriated)	95.8	95.8	-	95.8
Non-Appropriated Funds Total:		95.8	95.8	-	95.8
Fund Source Total:		131.1	115.9	-	115.9

Travel Out-Of-State

Travel Out of State	-	7.9	-	7.9
Airfare and Other Common Carrier Charges	1.9	-	-	-
Lodging Out-of-State	0.9	-	-	-
Meals with Overnight Stay	0.8	-	-	-
Other Miscellaneous Out-of- State Travel	4.6	-	-	-
Expenditure Category Total:	8.2	7.9	-	7.9

Fund Source

Appropriated Funds					
AA1000	General Fund (Appropriated)	0.6	0.7	-	0.7
DE2007	Temporary Assistance for Needy Families (TANF) Fund (Appropriated)	0.0	-	-	-
DE2010	Workforce Investment Grant Fund (Appropriated)	0.5	0.1	-	0.1
DE2335	Spinal and Head Injuries Trust Fund (Appropriated)	0.0	-	-	-
Appropriated Funds Total:		1.1	0.8	-	0.8
Non-Appropriated Funds					
DE2000	Federal Grants Fund (Non-Appropriated)	7.1	7.1	-	7.1
Non-Appropriated Funds Total:		7.1	7.1	-	7.1
Fund Source Total:		8.2	7.9	-	7.9

Program Expenditure Schedule

Agency: Department of Economic Security

	FY 2023 Actuals	FY 2024 Expenditure Plan	FY 2025 Funding Issue	FY 2025 Total Request
--	--------------------	--------------------------------	-----------------------------	-----------------------------

Program: DEA-7-0 Employment and Rehabilitation Services

Sub Program: DEA-7-1 Employment and Rehabilitation Services

Aid To Organizations & Individuals

Aid to Organizations and Individuals	-	3,758.3	-	3,758.3
Aid to Municipalities	0.4	-	-	-
Aid to Other Governments	946.0	-	-	-
Aid to Other Organizations	3,606.2	-	-	-
Aid for Education & Training Services	10.0	-	-	-
Amounts Paid Directly to Service Providers contracted by the State to Provide Aid on behalf of Individuals	10.0	-	-	-
Expenditure Category Total:	4,572.7	3,758.3	-	3,758.3

Fund Source

Appropriated Funds

DE2008 Child Care and Development Fund (Appropriated)	21.9	13.3	-	13.3
DE2010 Workforce Investment Grant Fund (Appropriated)	946.0	140.2	-	140.2
Appropriated Funds Total:	967.9	153.5	-	153.5

Non-Appropriated Funds

DE2000 Federal Grants Fund (Non-Appropriated)	3,604.8	3,604.8	-	3,604.8
DE2985 American Rescue Plan Act (Non-Appropriated)	-	-	-	-
Non-Appropriated Funds Total:	3,604.8	3,604.8	-	3,604.8
Fund Source Total:	4,572.7	3,758.3	-	3,758.3

Other Operating Expenditures

Other Operating Expenses	-	23,000.5	-	23,000.5
External Programming and System Development Costs	578.9	-	-	-
Other External Computer Processing, Hosting, Maintenance and Support Costs	282.9	-	-	-
External Telecommunications Charges	3,148.6	-	-	-
Other Utilities	0.1	-	-	-
Miscellaneous Rent	163.5	-	-	-
Repair & Maintenance - Buildings	230.3	-	-	-
Repair & Maintenance - Vehicles	290.6	-	-	-

Program Expenditure Schedule

Agency: Department of Economic Security

	FY 2023 Actuals	FY 2024 Expenditure Plan	FY 2025 Funding Issue	FY 2025 Total Request
Program: DEA-7-0 Employment and Rehabilitation Services				
Sub Program: DEA-7-1 Employment and Rehabilitation Services				
Repair & Maintenance - Other Equipment	0.0	-	-	-
Repair & Maintenance - Other	113.4	-	-	-
Software Support, Maintenance Short-term Licensing	6,135.8	-	-	-
Uniforms	36.7	-	-	-
Office Supplies	354.7	-	-	-
Computer Supplies	2.1	-	-	-
Automotive and Transportation Fuels	48.9	-	-	-
Automotive Lubricants & Supplies	0.0	-	-	-
Other Operating Supplies	2.7	-	-	-
Employee Tuition Reimbursement	61.7	-	-	-
Conference Registration / Attendance Fees	54.9	-	-	-
Other Education & Training Costs	19.0	-	-	-
Advertising	2.9	-	-	-
External Printing	291.4	-	-	-
Postage & Delivery	1,406.4	-	-	-
Document Shredding and Destruction Services	16.0	-	-	-
Translation and sign language services	1,107.5	-	-	-
Awards	61.9	-	-	-
Dues	54.0	-	-	-
Books, Subscriptions & Publications	19.6	-	-	-
Costs for Digital Imaging or Producing Microfilm & Microfiche	0.8	-	-	-
Fingerprinting, Background Checks, Etc.	43.4	-	-	-
Other Miscellaneous Operating	8,053.8	-	-	-
Expenditure Category Total:	22,582.6	23,000.5	-	23,000.5

Fund Source

Appropriated Funds

AA1000	General Fund (Appropriated)	1,302.6	1,520.0	-	1,520.0
DE2007	Temporary Assistance for Needy Families (TANF) Fund (Appropriated)	690.1	2,690.1	-	2,690.1
DE2008	Child Care and Development Fund (Appropriated)	2,503.5	1,519.5	-	1,519.5

Program Expenditure Schedule

Agency: Department of Economic Security

		FY 2023 Actuals	FY 2024 Expenditure Plan	FY 2025 Funding Issue	FY 2025 Total Request
Program: DEA-7-0 Employment and Rehabilitation Services					
Sub Program: DEA-7-1 Employment and Rehabilitation Services					
DE2010	Workforce Investment Grant Fund (Appropriated)	956.1	141.7	-	141.7
DE2066	Special Administration Fund (Appropriated)	20.5	20.3	-	20.3
DE2335	Spinal and Head Injuries Trust Fund (Appropriated)	174.8	174.0	-	174.0
	Appropriated Funds Total:	5,647.6	6,065.6	-	6,065.6
Non-Appropriated Funds					
DE2000	Federal Grants Fund (Non-Appropriated)	16,934.9	16,934.9	-	16,934.9
	Non-Appropriated Funds Total:	16,934.9	16,934.9	-	16,934.9
	Fund Source Total:	22,582.6	23,000.5	-	23,000.5

Capital Outlay

	Capital Outlay	-	3.3	-	3.3
	Buildings & Building Improvements Capital Purchases	2.8	-	-	-
	Expenditure Category Total:	2.8	3.3	-	3.3

Fund Source

Appropriated Funds

AA1000	General Fund (Appropriated)	2.8	3.3	-	3.3
	Appropriated Funds Total:	2.8	3.3	-	3.3
	Fund Source Total:	2.8	3.3	-	3.3

Non-Capital Equipment

	Non-Capital Resources	-	122.6	-	122.6
	Furniture - Non-Capital Purchase	130.0	-	-	-
	Computer Equipment – Non- Capitalized Purchases	9.9	-	-	-
	Telecommunications Equipment - Non-Capital Purchase	16.7	-	-	-
	Other Equipment - Non- Capital Purchase	12.7	-	-	-
	Purchased or licensed software / website	11.4	-	-	-
	Expenditure Category Total:	180.6	122.6	-	122.6

Fund Source

Appropriated Funds

Program Expenditure Schedule

Agency: Department of Economic Security

		FY 2023 Actuals	FY 2024 Expenditure Plan	FY 2025 Funding Issue	FY 2025 Total Request
Program: DEA-7-0 Employment and Rehabilitation Services					
Sub Program: DEA-7-1 Employment and Rehabilitation Services					
AA1000	General Fund (Appropriated)	19.9	23.3	-	23.3
DE2007	Temporary Assistance for Needy Families (TANF) Fund (Appropriated)	8.8	8.8	-	8.8
DE2008	Child Care and Development Fund (Appropriated)	147.3	89.4	-	89.4
DE2010	Workforce Investment Grant Fund (Appropriated)	4.2	0.6	-	0.6
DE2335	Spinal and Head Injuries Trust Fund (Appropriated)	0.5	0.5	-	0.5
Appropriated Funds Total:		180.6	122.6	-	122.6
Fund Source Total:		180.6	122.6	-	122.6

Transfers-Out

	Federal Transfers Out	-	-	-	-
Expenditure Category Total:		-	-	-	-

Fund Source

Appropriated Funds

DE2008	Child Care and Development Fund (Appropriated)	-	-	-	-
Appropriated Funds Total:		-	-	-	-
Fund Source Total:		-	-	-	-

Sub Program: DEA-7-2 SLI JOBS

Professional & Outside Services

	Professional and Outside Services	-	6,062.9	-	6,062.9
	Other Professional & Outside Services	6,062.9	-	-	-
Expenditure Category Total:		6,062.9	6,062.9	-	6,062.9

Fund Source

Appropriated Funds

DE2007	Temporary Assistance for Needy Families (TANF) Fund (Appropriated)	4,952.0	4,952.0	-	4,952.0
DE2066	Special Administration Fund (Appropriated)	1,110.9	1,110.9	-	1,110.9

Program Expenditure Schedule

Agency: Department of Economic Security

	FY 2023 Actuals	FY 2024 Expenditure Plan	FY 2025 Funding Issue	FY 2025 Total Request
Program: DEA-7-0 Employment and Rehabilitation Services				
Sub Program: DEA-7-2 SLI JOBS				
Appropriated Funds Total:	6,062.9	6,062.9	-	6,062.9
Fund Source Total:	6,062.9	6,062.9	-	6,062.9

Aid To Organizations & Individuals

Aid to Organizations and Individuals	-	4,942.7	-	4,942.7
Aid to Other Organizations	300.0	-	-	-
Direct Public Assistance	4,642.7	-	-	-
Expenditure Category Total:	4,942.7	4,942.7	-	4,942.7

Fund Source

Appropriated Funds

AA1000	General Fund (Appropriated)	300.0	300.0	-	300.0
DE2007	Temporary Assistance for Needy Families (TANF) Fund (Appropriated)	4,642.7	4,642.7	-	4,642.7
	Appropriated Funds Total:	4,942.7	4,942.7	-	4,942.7
	Fund Source Total:	4,942.7	4,942.7	-	4,942.7

Sub Program: DEA-7-3 SLI Child Care Subsidy

Professional & Outside Services

Professional and Outside Services	-	17,591.0	-	17,591.0
Other Professional & Outside Services	16,867.0	-	-	-
Expenditure Category Total:	16,867.0	17,591.0	-	17,591.0

Fund Source

Appropriated Funds

DE2008	Child Care and Development Fund (Appropriated)	16,867.0	17,591.0	-	17,591.0
	Appropriated Funds Total:	16,867.0	17,591.0	-	17,591.0
	Fund Source Total:	16,867.0	17,591.0	-	17,591.0

Aid To Organizations & Individuals

Aid to Organizations and Individuals	-	169,489.2	91,000.0	260,489.2
Aid to Municipalities	4.2	-	-	-

Program Expenditure Schedule

Agency: Department of Economic Security

	FY 2023 Actuals	FY 2024 Expenditure Plan	FY 2025 Funding Issue	FY 2025 Total Request
Program: DEA-7-0 Employment and Rehabilitation Services				
Sub Program: DEA-7-3 SLI Child Care Subsidy				
Aid to Other Organizations	205.4	-	-	-
Direct Public Assistance	162,303.6	-	-	-
Expenditure Category Total:	162,513.2	169,489.2	91,000.0	260,489.2

Fund Source

Appropriated Funds

DE2008	Child Care and Development Fund (Appropriated)	162,513.2	169,489.2	91,000.0	260,489.2
Appropriated Funds Total:		162,513.2	169,489.2	91,000.0	260,489.2
Fund Source Total:		162,513.2	169,489.2	91,000.0	260,489.2

Sub Program: DEA-7-4 SLI Independent Living Rehabilitation Services

Aid To Organizations & Individuals

Aid to Organizations and Individuals	-	2,512.5	-	2,512.5
Aid for Education & Training Services	2,512.5	-	-	-
Expenditure Category Total:	2,512.5	2,512.5	-	2,512.5

Fund Source

Appropriated Funds

AA1000	General Fund (Appropriated)	166.0	166.0	-	166.0
DE2335	Spinal and Head Injuries Trust Fund (Appropriated)	1,123.4	1,123.4	-	1,123.4
Appropriated Funds Total:		1,289.4	1,289.4	-	1,289.4

Non-Appropriated Funds

DE2000	Federal Grants Fund (Non-Appropriated)	1,223.1	1,223.1	-	1,223.1
Non-Appropriated Funds Total:		1,223.1	1,223.1	-	1,223.1
Fund Source Total:		2,512.5	2,512.5	-	2,512.5

Sub Program: DEA-7-5 SLI Workforce Innovation and Opportunity Act Services

Personal Services

Program Expenditure Schedule

Agency: Department of Economic Security

	FY 2023 Actuals	FY 2024 Expenditure Plan	FY 2025 Funding Issue	FY 2025 Total Request
Program: DEA-7-0 Employment and Rehabilitation Services				

Sub Program: DEA-7-5 SLI Workforce Innovation and Opportunity Act Services

Personal Services	1,504.2	1,625.3	-	1,625.3
Expenditure Category Total:	1,504.2	1,625.3	-	1,625.3

Fund Source

Appropriated Funds

DE2010 Workforce Investment Grant Fund (Appropriated)	1,504.2	1,625.3	-	1,625.3
Appropriated Funds Total:	1,504.2	1,625.3	-	1,625.3
Fund Source Total:	1,504.2	1,625.3	-	1,625.3

Employee Related Expenditures

Employee Related Expenses	-	587.2	-	587.2
FICA Taxes	112.2	-	-	-
Medical Insurance	227.4	-	-	-
Basic Life	0.2	-	-	-
Long-Term Disability (ASRS)	1.9	-	-	-
Dental Insurance	2.1	-	-	-
Workers' Compensation	9.8	-	-	-
Arizona State Retirement System	162.3	-	-	-
Alternate Retirement Contributions – Reemployed Retirees	0.1	-	-	-
Personnel Board Pro-Rata Charges	12.9	-	-	-
Information Technology Pro Rata Charge	8.6	-	-	-
Accumulated Sick Leave Fund Charge	6.0	-	-	-
Expenditure Category Total:	543.4	587.2	-	587.2

Fund Source

Appropriated Funds

DE2010 Workforce Investment Grant Fund (Appropriated)	543.4	587.2	-	587.2
Appropriated Funds Total:	543.4	587.2	-	587.2
Fund Source Total:	543.4	587.2	-	587.2

Professional & Outside Services

Professional and Outside Services	-	11,717.6	-	11,717.6
-----------------------------------	---	----------	---	----------

Program Expenditure Schedule

Agency: Department of Economic Security

	FY 2023 Actuals	FY 2024 Expenditure Plan	FY 2025 Funding Issue	FY 2025 Total Request
Program: DEA-7-0 Employment and Rehabilitation Services				
Sub Program: DEA-7-5 SLI Workforce Innovation and Opportunity Act Services				
Temporary Agency Services	2.5	-	-	-
Other Professional & Outside Services	12,194.2	-	-	-
Expenditure Category Total:	12,196.6	11,717.6	-	11,717.6

Fund Source

Appropriated Funds

AA1000	General Fund (Appropriated)	1,352.3	-	-	-
DE2010	Workforce Investment Grant Fund (Appropriated)	10,844.3	11,717.6	-	11,717.6
	Appropriated Funds Total:	12,196.6	11,717.6	-	11,717.6
	Fund Source Total:	12,196.6	11,717.6	-	11,717.6

Travel In-State

Travel In-State	-	2.7	-	2.7
Lodging	2.5	-	-	-
Expenditure Category Total:	2.5	2.7	-	2.7

Fund Source

Appropriated Funds

DE2010	Workforce Investment Grant Fund (Appropriated)	2.5	2.7	-	2.7
	Appropriated Funds Total:	2.5	2.7	-	2.7
	Fund Source Total:	2.5	2.7	-	2.7

Aid To Organizations & Individuals

Aid to Organizations and Individuals	-	71,351.8	-	71,351.8
Aid to Other Governments	66,033.8	-	-	-
Expenditure Category Total:	66,033.8	71,351.8	-	71,351.8

Fund Source

Appropriated Funds

DE2010	Workforce Investment Grant Fund (Appropriated)	66,033.8	71,351.8	-	71,351.8
	Appropriated Funds Total:	66,033.8	71,351.8	-	71,351.8
	Fund Source Total:	66,033.8	71,351.8	-	71,351.8

Program Expenditure Schedule

Agency: Department of Economic Security

	FY 2023 Actuals	FY 2024 Expenditure Plan	FY 2025 Funding Issue	FY 2025 Total Request
--	--------------------	--------------------------------	-----------------------------	-----------------------------

Program: DEA-7-0 Employment and Rehabilitation Services

Sub Program: DEA-7-5 SLI Workforce Innovation and Opportunity Act Services

Other Operating Expenditures

Other Operating Expenses	-	141.1	-	141.1
External Telecommunications Charges	28.2	-	-	-
Miscellaneous Rent	0.2	-	-	-
Repair & Maintenance - Vehicles	1.0	-	-	-
Repair & Maintenance - Other	0.2	-	-	-
Software Support, Maintenance Short-term Licensing	86.8	-	-	-
Office Supplies	7.9	-	-	-
Automotive and Transportation Fuels	0.2	-	-	-
Employee Tuition Reimbursement	1.2	-	-	-
Conference Registration / Attendance Fees	0.3	-	-	-
External Printing	0.6	-	-	-
Other Miscellaneous Operating	4.0	-	-	-
Expenditure Category Total:	130.5	141.1	-	141.1

Fund Source

Appropriated Funds

DE2010 Workforce Investment Grant Fund (Appropriated)	130.5	141.1	-	141.1
Appropriated Funds Total:	130.5	141.1	-	141.1
Fund Source Total:	130.5	141.1	-	141.1

Non-Capital Equipment

Non-Capital Resources	-	398.5	-	398.5
Computer Equipment – Non- Capitalized Purchases	1.9	-	-	-
Other Equipment - Non- Capital Purchase	0.0	-	-	-
Purchased or licensed software / website	366.9	-	-	-
Expenditure Category Total:	368.8	398.5	-	398.5

Fund Source

Appropriated Funds

DE2010 Workforce Investment Grant Fund (Appropriated)	368.8	398.5	-	398.5
Appropriated Funds Total:	368.8	398.5	-	398.5

Program Expenditure Schedule

Agency: Department of Economic Security

	FY 2023 Actuals	FY 2024 Expenditure Plan	FY 2025 Funding Issue	FY 2025 Total Request
--	--------------------	--------------------------------	-----------------------------	-----------------------------

Program: DEA-7-0 Employment and Rehabilitation Services

Sub Program: DEA-7-5 SLI Workforce Innovation and Opportunity Act Services

Fund Source Total:	368.8	398.5	-	398.5
---------------------------	-------	-------	---	-------

Transfers-Out

Transfers Out – Not Subject to Cost Allocation	-	-	-	-
Expenditure Category Total:	-	-	-	-

Fund Source

Appropriated Funds

AA1000 General Fund (Appropriated)	-	-	-	-
Appropriated Funds Total:	-	-	-	-
Fund Source Total:	-	-	-	-

Sub Program: DEA-7-6 SLI Rehabilitation Services

Professional & Outside Services

Professional and Outside Services	-	70.1	-	70.1
External Legal Services	17.3	-	-	-
Other Professional & Outside Services	52.8	-	-	-
Expenditure Category Total:	70.1	70.1	-	70.1

Fund Source

Non-Appropriated Funds

DE2000 Federal Grants Fund (Non-Appropriated)	70.1	70.1	-	70.1
Non-Appropriated Funds Total:	70.1	70.1	-	70.1
Fund Source Total:	70.1	70.1	-	70.1

Aid To Organizations & Individuals

Aid to Organizations and Individuals	-	65,753.4	-	65,753.4
Direct Public Assistance	33.8	-	-	-
Aid for Education & Training Services	65,719.6	-	-	-
Expenditure Category Total:	65,753.4	65,753.4	-	65,753.4

Fund Source

Program Expenditure Schedule

Agency: Department of Economic Security

	FY 2023 Actuals	FY 2024 Expenditure Plan	FY 2025 Funding Issue	FY 2025 Total Request
--	--------------------	--------------------------------	-----------------------------	-----------------------------

Program: DEA-7-0 Employment and Rehabilitation Services

Sub Program: DEA-7-6 SLI Rehabilitation Services

Appropriated Funds

AA1000	General Fund (Appropriated)	6,594.4	6,594.4	-	6,594.4
DE2335	Spinal and Head Injuries Trust Fund (Appropriated)	654.7	654.7	-	654.7
Appropriated Funds Total:		7,249.1	7,249.1	-	7,249.1
Non-Appropriated Funds					
DE2000	Federal Grants Fund (Non-Appropriated)	58,504.3	58,504.3	-	58,504.3
Non-Appropriated Funds Total:		58,504.3	58,504.3	-	58,504.3
Fund Source Total:		65,753.4	65,753.4	-	65,753.4

Sub Program: DEA-7-8 Unemployment Insurance

Aid To Organizations & Individuals

	Aid to Organizations and Individuals	-	331,868.0	16,842.0	348,710.0
	Aid to Other Organizations	248,487.9	-	-	-
Expenditure Category Total:		248,487.9	331,868.0	16,842.0	348,710.0

Fund Source

Non-Appropriated Funds

DE7510	Unemployment Insurance Benefits Fund (Non-Appropriated)	248,487.9	331,868.0	16,842.0	348,710.0
Non-Appropriated Funds Total:		248,487.9	331,868.0	16,842.0	348,710.0
Fund Source Total:		248,487.9	331,868.0	16,842.0	348,710.0

Sub Program: DEA-7-9 Employment Services

Aid To Organizations & Individuals

	Aid to Organizations and Individuals	-	2,535.8	-	2,535.8
	Aid to Other Governments	1,411.2	-	-	-
	Aid to Other Organizations	1,044.2	-	-	-

Program Expenditure Schedule

Agency: Department of Economic Security

	FY 2023 Actuals	FY 2024 Expenditure Plan	FY 2025 Funding Issue	FY 2025 Total Request
--	--------------------	--------------------------------	-----------------------------	-----------------------------

Program: DEA-7-0 Employment and Rehabilitation Services

Sub Program: DEA-7-9 Employment Services

Direct Public Assistance	1.5	-	-	-
Amounts Paid Directly to Service Providers contracted by the State to Provide Aid on behalf of Individuals	78.9	-	-	-
Expenditure Category Total:	2,535.8	2,535.8	-	2,535.8

Fund Source

Non-Appropriated Funds

DE2000 Federal Grants Fund (Non-Appropriated)	2,535.8	2,535.8	-	2,535.8
Non-Appropriated Funds Total:	2,535.8	2,535.8	-	2,535.8
Fund Source Total:	2,535.8	2,535.8	-	2,535.8

Sub Program: DEA-7-12 SLI Child Care Subsidy Non-lapsing

Professional & Outside Services

Professional and Outside Services	-	-	-	-
Education & Training	0.0	-	-	-
Professional & Outside Services Excluded from Cost Allocation	(0.0)	-	-	-
Other Professional & Outside Services	0.0	-	-	-
Expenditure Category Total:	0.0	-	-	-

Fund Source

Non-Appropriated Funds

DE2008 Child Care and Development Fund (Non-Appropriated)	0.0	-	-	-
Non-Appropriated Funds Total:	0.0	-	-	-
Fund Source Total:	0.0	-	-	-

Travel In-State

Travel In-State Excluded from Cost Allocation	0.0	-	-	-
Expenditure Category Total:	0.0	-	-	-

Fund Source

Program Expenditure Schedule

Agency: Department of Economic Security

	FY 2023 Actuals	FY 2024 Expenditure Plan	FY 2025 Funding Issue	FY 2025 Total Request
--	--------------------	--------------------------------	-----------------------------	-----------------------------

Program: DEA-7-0 Employment and Rehabilitation Services

Sub Program: DEA-7-12 SLI Child Care Subsidy Non-lapsing

Non-Appropriated Funds

DE2008 Child Care and Development Fund (Non-Appropriated)	0.0	-	-	-
Non-Appropriated Funds Total:	0.0	-	-	-
Fund Source Total:	0.0	-	-	-

Aid To Organizations & Individuals

Aid to Organizations and Individuals	-	-	-	-
Aid to Municipalities	-	-	-	-
Aid to Other Organizations	0.0	-	-	-
Direct Public Assistance	(0.0)	-	-	-
Aid to Organizations & Individuals Excluded from Cost Allocation	0.0	-	-	-
Expenditure Category Total:	0.0	-	-	-

Fund Source

Non-Appropriated Funds

DE2008 Child Care and Development Fund (Non-Appropriated)	0.0	-	-	-
Non-Appropriated Funds Total:	0.0	-	-	-
Fund Source Total:	0.0	-	-	-

Other Operating Expenditures

Other Operating Expenses	-	-	-	-
Other Operating Expenditures Excluded from Cost Allocation	0.0	-	-	-
Other Education & Training Costs	0.0	-	-	-
Expenditure Category Total:	0.0	-	-	-

Fund Source

Non-Appropriated Funds

DE2008 Child Care and Development Fund (Non-Appropriated)	0.0	-	-	-
Non-Appropriated Funds Total:	0.0	-	-	-
Fund Source Total:	0.0	-	-	-

Program Expenditure Schedule

Agency: Department of Economic Security

	FY 2023 Actuals	FY 2024 Expenditure Plan	FY 2025 Funding Issue	FY 2025 Total Request
Program: DEA-7-0 Employment and Rehabilitation Services				
Sub Program: DEA-7-12 SLI Child Care Subsidy Non-lapsing				
Non-Capital Equipment				
Non-Capital Equipment Excluded from Cost Allocation	0.0	-	-	-
Expenditure Category Total:	0.0	-	-	-
Fund Source				
Non-Appropriated Funds				
DE2008 Child Care and Development Fund (Non- Appropriated)	0.0	-	-	-
Non-Appropriated Funds Total:	0.0	-	-	-
Fund Source Total:	0.0	-	-	-

**Program Budget Unit Summary of Expenditure and Budget Request
for All Funds**

Agency: Department of Economic Security

			FY 2023 Actuals	FY 2024 Expenditure Plan	FY 2025 Funding Issue	FY 2025 Total Request
Program:	DEA-7-0	Employment and Rehabilitation Services				
Sub Program:	DEA-7-2	SLI JOBS				

Expenditure Categories

FTE			-	-	-	-
Personal Services			-	-	-	-
Employee Related Expenditures			-	-	-	-
Subtotal Personal Services and ERE			-	-	-	-
Professional & Outside Services			6,062.9	6,062.9	-	6,062.9
Travel In-State			-	-	-	-
Travel Out-Of-State			-	-	-	-
Food			-	-	-	-
Aid To Organizations & Individuals			4,942.7	4,942.7	-	4,942.7
Other Operating Expenditures			-	-	-	-
Capital Outlay			-	-	-	-
Capital Equipment			-	-	-	-
Non-Capital Equipment			-	-	-	-
Cost Allocation & Indirect Costs			-	-	-	-
Transfers-Out			-	-	-	-
Expenditure Categories Total:			11,005.6	11,005.6	-	11,005.6

Fund Source

Appropriated Funds						
General Fund (Appropriated)			300.0	300.0	-	300.0
Temporary Assistance for Needy Families (TANF) Fund (Appropriated)			9,594.7	9,594.7	-	9,594.7
Special Administration Fund (Appropriated)			1,110.9	1,110.9	-	1,110.9
Appropriated Funds Total:			11,005.6	11,005.6	-	11,005.6
Employment and Rehabilitation Services Total:			11,005.6	11,005.6	-	11,005.6

**Program Budget Unit Summary of Expenditure and Budget Request
for Selected Funds**

Agency: Department of Economic Security

	<u>FY 2023 Actuals</u>	<u>FY 2024 Expenditure Plan</u>	<u>FY 2025 Funding Issue</u>	<u>FY 2025 Total Request</u>
Program: DEA-7-0	Employment and Rehabilitation Services			
Sub Program: DEA-7-2	SLI JOBS			
Fund: AA1000	General Fund			

Appropriated

Personal Services	-	-	-	-
Employee Related Expenditures	-	-	-	-
Subtotal Personal Services and ERE	-	-	-	-
Professional & Outside Services	-	-	-	-
Travel In-State	-	-	-	-
Travel Out-Of-State	-	-	-	-
Food	-	-	-	-
Aid To Organizations & Individuals	300.0	300.0	-	300.0
Other Operating Expenditures	-	-	-	-
Capital Outlay	-	-	-	-
Capital Equipment	-	-	-	-
Non-Capital Equipment	-	-	-	-
Cost Allocation & Indirect Costs	-	-	-	-
Transfers-Out	-	-	-	-
Expenditure Categories Total:	300.0	300.0	-	300.0
General Fund Total:	300.0	300.0	-	300.0

**Program Budget Unit Summary of Expenditure and Budget Request
for Selected Funds**

Agency: Department of Economic Security

	<u>FY 2023 Actuals</u>	<u>FY 2024 Expenditure Plan</u>	<u>FY 2025 Funding Issue</u>	<u>FY 2025 Total Request</u>
Program: DEA-7-0	Employment and Rehabilitation Services			
Sub Program: DEA-7-2	SLI JOBS			
Fund: DE2007	Temporary Assistance for Needy Families (TANF) Fund			

Appropriated

Personal Services	-	-	-	-
Employee Related Expenditures	-	-	-	-
Subtotal Personal Services and ERE	-	-	-	-
Professional & Outside Services	4,952.0	4,952.0	-	4,952.0
Travel In-State	-	-	-	-
Travel Out-Of-State	-	-	-	-
Food	-	-	-	-
Aid To Organizations & Individuals	4,642.7	4,642.7	-	4,642.7
Other Operating Expenditures	-	-	-	-
Capital Outlay	-	-	-	-
Capital Equipment	-	-	-	-
Non-Capital Equipment	-	-	-	-
Cost Allocation & Indirect Costs	-	-	-	-
Transfers-Out	-	-	-	-
Expenditure Categories Total:	9,594.7	9,594.7	-	9,594.7
Temporary Assistance for Needy Families (TANF) Fund Total:	9,594.7	9,594.7	-	9,594.7

**Program Budget Unit Summary of Expenditure and Budget Request
for Selected Funds**

Agency: Department of Economic Security

	<u>FY 2023 Actuals</u>	<u>FY 2024 Expenditure Plan</u>	<u>FY 2025 Funding Issue</u>	<u>FY 2025 Total Request</u>
Program: DEA-7-0	Employment and Rehabilitation Services			
Sub Program: DEA-7-2	SLI JOBS			
Fund: DE2066	Special Administration Fund			

Appropriated

Personal Services	-	-	-	-
Employee Related Expenditures	-	-	-	-
Subtotal Personal Services and ERE	-	-	-	-
Professional & Outside Services	1,110.9	1,110.9	-	1,110.9
Travel In-State	-	-	-	-
Travel Out-Of-State	-	-	-	-
Food	-	-	-	-
Aid To Organizations & Individuals	-	-	-	-
Other Operating Expenditures	-	-	-	-
Capital Outlay	-	-	-	-
Capital Equipment	-	-	-	-
Non-Capital Equipment	-	-	-	-
Cost Allocation & Indirect Costs	-	-	-	-
Transfers-Out	-	-	-	-
Expenditure Categories Total:	1,110.9	1,110.9	-	1,110.9
Special Administration Fund Total:	1,110.9	1,110.9	-	1,110.9
Sub Program Total for Select Funds:	11,005.6	11,005.6	-	11,005.6

**Program Budget Unit Summary of Expenditure and Budget Request
for All Funds**

Agency: Department of Economic Security

			FY 2023 Actuals	FY 2024 Expenditure Plan	FY 2025 Funding Issue	FY 2025 Total Request
Program:	DEA-7-0	Employment and Rehabilitation Services				
Sub Program:	DEA-7-3	SLI Child Care Subsidy				

Expenditure Categories

FTE			-	-	-	-
Personal Services			-	-	-	-
Employee Related Expenditures			-	-	-	-
Subtotal Personal Services and ERE			-	-	-	-
Professional & Outside Services			16,867.0	17,591.0	-	17,591.0
Travel In-State			-	-	-	-
Travel Out-Of-State			-	-	-	-
Food			-	-	-	-
Aid To Organizations & Individuals			162,513.2	169,489.2	91,000.0	260,489.2
Other Operating Expenditures			-	-	-	-
Capital Outlay			-	-	-	-
Capital Equipment			-	-	-	-
Non-Capital Equipment			-	-	-	-
Cost Allocation & Indirect Costs			-	-	-	-
Transfers-Out			-	-	-	-
Expenditure Categories Total:			179,380.2	187,080.2	91,000.0	278,080.2

Fund Source

Appropriated Funds						
Child Care and Development Fund (Appropriated)			179,380.2	187,080.2	91,000.0	278,080.2
Appropriated Funds Total:			179,380.2	187,080.2	91,000.0	278,080.2
Employment and Rehabilitation Services Total:			179,380.2	187,080.2	91,000.0	278,080.2

**Program Budget Unit Summary of Expenditure and Budget Request
for Selected Funds**

Agency: Department of Economic Security

	<u>FY 2023 Actuals</u>	<u>FY 2024 Expenditure Plan</u>	<u>FY 2025 Funding Issue</u>	<u>FY 2025 Total Request</u>
Program: DEA-7-0	Employment and Rehabilitation Services			
Sub Program: DEA-7-3	SLI Child Care Subsidy			
Fund: DE2008	Child Care and Development Fund			

Appropriated

Personal Services	-	-	-	-
Employee Related Expenditures	-	-	-	-
Subtotal Personal Services and ERE	-	-	-	-
Professional & Outside Services	16,867.0	17,591.0	-	17,591.0
Travel In-State	-	-	-	-
Travel Out-Of-State	-	-	-	-
Food	-	-	-	-
Aid To Organizations & Individuals	162,513.2	169,489.2	91,000.0	260,489.2
Other Operating Expenditures	-	-	-	-
Capital Outlay	-	-	-	-
Capital Equipment	-	-	-	-
Non-Capital Equipment	-	-	-	-
Cost Allocation & Indirect Costs	-	-	-	-
Transfers-Out	-	-	-	-
Expenditure Categories Total:	179,380.2	187,080.2	91,000.0	278,080.2
Child Care and Development Fund Total:	179,380.2	187,080.2	91,000.0	278,080.2
Sub Program Total for Select Funds:	179,380.2	187,080.2	91,000.0	278,080.2

**Program Budget Unit Summary of Expenditure and Budget Request
for All Funds**

Agency: Department of Economic Security

	FY 2023 Actuals	FY 2024 Expenditure Plan	FY 2025 Funding Issue	FY 2025 Total Request
Program:	DEA-7-0	Employment and Rehabilitation Services		
Sub Program:	DEA-7-4	SLI Independent Living Rehabilitation Services		
Expenditure Categories				
FTE	-	-	-	-
Personal Services	-	-	-	-
Employee Related Expenditures	-	-	-	-
Subtotal Personal Services and ERE	-	-	-	-
Professional & Outside Services	-	-	-	-
Travel In-State	-	-	-	-
Travel Out-Of-State	-	-	-	-
Food	-	-	-	-
Aid To Organizations & Individuals	2,512.5	2,512.5	-	2,512.5
Other Operating Expenditures	-	-	-	-
Capital Outlay	-	-	-	-
Capital Equipment	-	-	-	-
Non-Capital Equipment	-	-	-	-
Cost Allocation & Indirect Costs	-	-	-	-
Transfers-Out	-	-	-	-
Expenditure Categories Total:	2,512.5	2,512.5	-	2,512.5
Fund Source				
Appropriated Funds				
General Fund (Appropriated)	166.0	166.0	-	166.0
Spinal and Head Injuries Trust Fund (Appropriated)	1,123.4	1,123.4	-	1,123.4
Appropriated Funds Total:	1,289.4	1,289.4	-	1,289.4
Non-Appropriated Funds				
Federal Grants Fund (Non-Appropriated)	1,223.1	1,223.1	-	1,223.1
Non-Appropriated Funds Total:	1,223.1	1,223.1	-	1,223.1
Employment and Rehabilitation Services Total:	2,512.5	2,512.5	-	2,512.5

**Program Budget Unit Summary of Expenditure and Budget Request
for Selected Funds**

Agency: Department of Economic Security

	<u>FY 2023 Actuals</u>	<u>FY 2024 Expenditure Plan</u>	<u>FY 2025 Funding Issue</u>	<u>FY 2025 Total Request</u>
Program: DEA-7-0	Employment and Rehabilitation Services			
Sub Program: DEA-7-4	SLI Independent Living Rehabilitation Services			
Fund: AA1000	General Fund			

Appropriated

Personal Services	-	-	-	-
Employee Related Expenditures	-	-	-	-
Subtotal Personal Services and ERE	-	-	-	-
Professional & Outside Services	-	-	-	-
Travel In-State	-	-	-	-
Travel Out-Of-State	-	-	-	-
Food	-	-	-	-
Aid To Organizations & Individuals	166.0	166.0	-	166.0
Other Operating Expenditures	-	-	-	-
Capital Outlay	-	-	-	-
Capital Equipment	-	-	-	-
Non-Capital Equipment	-	-	-	-
Cost Allocation & Indirect Costs	-	-	-	-
Transfers-Out	-	-	-	-
Expenditure Categories Total:	166.0	166.0	-	166.0
General Fund Total:	166.0	166.0	-	166.0

**Program Budget Unit Summary of Expenditure and Budget Request
for Selected Funds**

Agency: Department of Economic Security

	<u>FY 2023 Actuals</u>	<u>FY 2024 Expenditure Plan</u>	<u>FY 2025 Funding Issue</u>	<u>FY 2025 Total Request</u>
Program: DEA-7-0	Employment and Rehabilitation Services			
Sub Program: DEA-7-4	SLI Independent Living Rehabilitation Services			
Fund: DE2000	Federal Grants Fund			

Non-Appropriated

Personal Services	-	-	-	-
Employee Related Expenditures	-	-	-	-
Subtotal Personal Services and ERE	-	-	-	-
Professional & Outside Services	-	-	-	-
Travel In-State	-	-	-	-
Travel Out-Of-State	-	-	-	-
Food	-	-	-	-
Aid To Organizations & Individuals	1,223.1	1,223.1	-	1,223.1
Other Operating Expenditures	-	-	-	-
Capital Outlay	-	-	-	-
Capital Equipment	-	-	-	-
Non-Capital Equipment	-	-	-	-
Cost Allocation & Indirect Costs	-	-	-	-
Transfers-Out	-	-	-	-
Expenditure Categories Total:	1,223.1	1,223.1	-	1,223.1
Federal Grants Fund Total:	1,223.1	1,223.1	-	1,223.1

**Program Budget Unit Summary of Expenditure and Budget Request
for Selected Funds**

Agency: Department of Economic Security

	<u>FY 2023 Actuals</u>	<u>FY 2024 Expenditure Plan</u>	<u>FY 2025 Funding Issue</u>	<u>FY 2025 Total Request</u>
Program: DEA-7-0	Employment and Rehabilitation Services			
Sub Program: DEA-7-4	SLI Independent Living Rehabilitation Services			
Fund: DE2335	Spinal and Head Injuries Trust Fund			

Appropriated

Personal Services	-	-	-	-
Employee Related Expenditures	-	-	-	-
Subtotal Personal Services and ERE	-	-	-	-
Professional & Outside Services	-	-	-	-
Travel In-State	-	-	-	-
Travel Out-Of-State	-	-	-	-
Food	-	-	-	-
Aid To Organizations & Individuals	1,123.4	1,123.4	-	1,123.4
Other Operating Expenditures	-	-	-	-
Capital Outlay	-	-	-	-
Capital Equipment	-	-	-	-
Non-Capital Equipment	-	-	-	-
Cost Allocation & Indirect Costs	-	-	-	-
Transfers-Out	-	-	-	-
Expenditure Categories Total:	1,123.4	1,123.4	-	1,123.4
Spinal and Head Injuries Trust Fund Total:	1,123.4	1,123.4	-	1,123.4
Sub Program Total for Select Funds:	2,512.5	2,512.5	-	2,512.5

**Program Budget Unit Summary of Expenditure and Budget Request
for All Funds**

Agency: Department of Economic Security

			FY 2024	FY 2025 Funding	FY 2025
			Expenditure Plan	Issue	Total Request
	FY 2023 Actuals				
Program:	DEA-7-0	Employment and Rehabilitation Services			
Sub Program:	DEA-7-5	SLI Workforce Innovation and Opportunity Act Services			

Expenditure Categories

FTE					
Personal Services	1,504.2	1,625.3	-	1,625.3	
Employee Related Expenditures	543.4	587.2	-	587.2	
Subtotal Personal Services and ERE	2,047.6	2,212.5	-	2,212.5	
Professional & Outside Services	12,196.6	11,717.6	-	11,717.6	
Travel In-State	2.5	2.7	-	2.7	
Travel Out-Of-State	-	-	-	-	
Food	-	-	-	-	
Aid To Organizations & Individuals	66,033.8	71,351.8	-	71,351.8	
Other Operating Expenditures	130.5	141.1	-	141.1	
Capital Outlay	-	-	-	-	
Capital Equipment	-	-	-	-	
Non-Capital Equipment	368.8	398.5	-	398.5	
Cost Allocation & Indirect Costs	-	-	-	-	
Transfers-Out	-	-	-	-	
Expenditure Categories Total:	80,779.9	85,824.2	-	85,824.2	

Fund Source

Appropriated Funds				
General Fund (Appropriated)	1,352.3	-	-	-
Workforce Investment Grant Fund (Appropriated)	79,427.6	85,824.2	-	85,824.2
Appropriated Funds Total:	80,779.9	85,824.2	-	85,824.2
Employment and Rehabilitation Services Total:	80,779.9	85,824.2	-	85,824.2

**Program Budget Unit Summary of Expenditure and Budget Request
for Selected Funds**

Agency: Department of Economic Security

	<u>FY 2023 Actuals</u>	<u>FY 2024 Expenditure Plan</u>	<u>FY 2025 Funding Issue</u>	<u>FY 2025 Total Request</u>
Program: DEA-7-0	Employment and Rehabilitation Services			
Sub Program: DEA-7-5	SLI Workforce Innovation and Opportunity Act Services			
Fund: AA1000	General Fund			

Appropriated

Personal Services	-	-	-	-
Employee Related Expenditures	-	-	-	-
Subtotal Personal Services and ERE	-	-	-	-
Professional & Outside Services	1,352.3	-	-	-
Travel In-State	-	-	-	-
Travel Out-Of-State	-	-	-	-
Food	-	-	-	-
Aid To Organizations & Individuals	-	-	-	-
Other Operating Expenditures	-	-	-	-
Capital Outlay	-	-	-	-
Capital Equipment	-	-	-	-
Non-Capital Equipment	-	-	-	-
Cost Allocation & Indirect Costs	-	-	-	-
Transfers-Out	-	-	-	-
Expenditure Categories Total:	1,352.3	-	-	-
General Fund Total:	1,352.3	-	-	-

**Program Budget Unit Summary of Expenditure and Budget Request
for Selected Funds**

Agency: Department of Economic Security

	<u>FY 2023 Actuals</u>	<u>FY 2024 Expenditure Plan</u>	<u>FY 2025 Funding Issue</u>	<u>FY 2025 Total Request</u>
Program: DEA-7-0	Employment and Rehabilitation Services			
Sub Program: DEA-7-5	SLI Workforce Innovation and Opportunity Act Services			
Fund: DE2010	Workforce Investment Grant Fund			

Appropriated

Personal Services	1,504.2	1,625.3	-	1,625.3
Employee Related Expenditures	543.4	587.2	-	587.2
Subtotal Personal Services and ERE	2,047.6	2,212.5	-	2,212.5
Professional & Outside Services	10,844.3	11,717.6	-	11,717.6
Travel In-State	2.5	2.7	-	2.7
Travel Out-Of-State	-	-	-	-
Food	-	-	-	-
Aid To Organizations & Individuals	66,033.8	71,351.8	-	71,351.8
Other Operating Expenditures	130.5	141.1	-	141.1
Capital Outlay	-	-	-	-
Capital Equipment	-	-	-	-
Non-Capital Equipment	368.8	398.5	-	398.5
Cost Allocation & Indirect Costs	-	-	-	-
Transfers-Out	-	-	-	-
Expenditure Categories Total:	79,427.6	85,824.2	-	85,824.2
Workforce Investment Grant Fund Total:	79,427.6	85,824.2	-	85,824.2
Sub Program Total for Select Funds:	80,779.9	85,824.2	-	85,824.2

**Program Budget Unit Summary of Expenditure and Budget Request
for All Funds**

Agency: Department of Economic Security

	FY 2023 Actuals	FY 2024 Expenditure Plan	FY 2025 Funding Issue	FY 2025 Total Request
Program:	DEA-7-0	Employment and Rehabilitation Services		
Sub Program:	DEA-7-6	SLI Rehabilitation Services		
Expenditure Categories				
FTE	-	-	-	-
Personal Services	-	-	-	-
Employee Related Expenditures	-	-	-	-
Subtotal Personal Services and ERE	-	-	-	-
Professional & Outside Services	70.1	70.1	-	70.1
Travel In-State	-	-	-	-
Travel Out-Of-State	-	-	-	-
Food	-	-	-	-
Aid To Organizations & Individuals	65,753.4	65,753.4	-	65,753.4
Other Operating Expenditures	-	-	-	-
Capital Outlay	-	-	-	-
Capital Equipment	-	-	-	-
Non-Capital Equipment	-	-	-	-
Cost Allocation & Indirect Costs	-	-	-	-
Transfers-Out	-	-	-	-
Expenditure Categories Total:	65,823.5	65,823.5	-	65,823.5
Fund Source				
Appropriated Funds				
General Fund (Appropriated)	6,594.4	6,594.4	-	6,594.4
Spinal and Head Injuries Trust Fund (Appropriated)	654.7	654.7	-	654.7
Appropriated Funds Total:	7,249.1	7,249.1	-	7,249.1
Non-Appropriated Funds				
Federal Grants Fund (Non-Appropriated)	58,574.4	58,574.4	-	58,574.4
Non-Appropriated Funds Total:	58,574.4	58,574.4	-	58,574.4
Employment and Rehabilitation Services Total:	65,823.5	65,823.5	-	65,823.5

**Program Budget Unit Summary of Expenditure and Budget Request
for Selected Funds**

Agency: Department of Economic Security

	<u>FY 2023 Actuals</u>	<u>FY 2024 Expenditure Plan</u>	<u>FY 2025 Funding Issue</u>	<u>FY 2025 Total Request</u>
Program: DEA-7-0	Employment and Rehabilitation Services			
Sub Program: DEA-7-6	SLI Rehabilitation Services			
Fund: AA1000	General Fund			

Appropriated

Personal Services	-	-	-	-
Employee Related Expenditures	-	-	-	-
Subtotal Personal Services and ERE	-	-	-	-
Professional & Outside Services	-	-	-	-
Travel In-State	-	-	-	-
Travel Out-Of-State	-	-	-	-
Food	-	-	-	-
Aid To Organizations & Individuals	6,594.4	6,594.4	-	6,594.4
Other Operating Expenditures	-	-	-	-
Capital Outlay	-	-	-	-
Capital Equipment	-	-	-	-
Non-Capital Equipment	-	-	-	-
Cost Allocation & Indirect Costs	-	-	-	-
Transfers-Out	-	-	-	-
Expenditure Categories Total:	6,594.4	6,594.4	-	6,594.4
General Fund Total:	6,594.4	6,594.4	-	6,594.4

**Program Budget Unit Summary of Expenditure and Budget Request
for Selected Funds**

Agency: Department of Economic Security

	<u>FY 2023 Actuals</u>	<u>FY 2024 Expenditure Plan</u>	<u>FY 2025 Funding Issue</u>	<u>FY 2025 Total Request</u>
Program: DEA-7-0	Employment and Rehabilitation Services			
Sub Program: DEA-7-6	SLI Rehabilitation Services			
Fund: DE2000	Federal Grants Fund			

Non-Appropriated

Personal Services	-	-	-	-
Employee Related Expenditures	-	-	-	-
Subtotal Personal Services and ERE	-	-	-	-
Professional & Outside Services	70.1	70.1	-	70.1
Travel In-State	-	-	-	-
Travel Out-Of-State	-	-	-	-
Food	-	-	-	-
Aid To Organizations & Individuals	58,504.3	58,504.3	-	58,504.3
Other Operating Expenditures	-	-	-	-
Capital Outlay	-	-	-	-
Capital Equipment	-	-	-	-
Non-Capital Equipment	-	-	-	-
Cost Allocation & Indirect Costs	-	-	-	-
Transfers-Out	-	-	-	-
Expenditure Categories Total:	58,574.4	58,574.4	-	58,574.4
Federal Grants Fund Total:	58,574.4	58,574.4	-	58,574.4

**Program Budget Unit Summary of Expenditure and Budget Request
for Selected Funds**

Agency: Department of Economic Security

	<u>FY 2023 Actuals</u>	<u>FY 2024 Expenditure Plan</u>	<u>FY 2025 Funding Issue</u>	<u>FY 2025 Total Request</u>
Program: DEA-7-0	Employment and Rehabilitation Services			
Sub Program: DEA-7-6	SLI Rehabilitation Services			
Fund: DE2335	Spinal and Head Injuries Trust Fund			

Appropriated

Personal Services	-	-	-	-
Employee Related Expenditures	-	-	-	-
Subtotal Personal Services and ERE	-	-	-	-
Professional & Outside Services	-	-	-	-
Travel In-State	-	-	-	-
Travel Out-Of-State	-	-	-	-
Food	-	-	-	-
Aid To Organizations & Individuals	654.7	654.7	-	654.7
Other Operating Expenditures	-	-	-	-
Capital Outlay	-	-	-	-
Capital Equipment	-	-	-	-
Non-Capital Equipment	-	-	-	-
Cost Allocation & Indirect Costs	-	-	-	-
Transfers-Out	-	-	-	-
Expenditure Categories Total:	654.7	654.7	-	654.7
Spinal and Head Injuries Trust Fund Total:	654.7	654.7	-	654.7
Sub Program Total for Select Funds:	65,823.5	65,823.5	-	65,823.5

**Program Budget Unit Summary of Expenditure and Budget Request
for All Funds**

Agency: Department of Economic Security

			FY 2024	FY 2025 Funding	FY 2025
		FY 2023 Actuals	Expenditure Plan	Issue	Total Request
Program:	DEA-7-0	Employment and Rehabilitation Services			
Sub Program:	DEA-7-8	Unemployment Insurance			

Expenditure Categories

FTE	-	-	-	-
Personal Services	-	-	-	-
Employee Related Expenditures	-	-	-	-
Subtotal Personal Services and ERE	-	-	-	-
Professional & Outside Services	-	-	-	-
Travel In-State	-	-	-	-
Travel Out-Of-State	-	-	-	-
Food	-	-	-	-
Aid To Organizations & Individuals	248,487.9	331,868.0	16,842.0	348,710.0
Other Operating Expenditures	-	-	-	-
Capital Outlay	-	-	-	-
Capital Equipment	-	-	-	-
Non-Capital Equipment	-	-	-	-
Cost Allocation & Indirect Costs	-	-	-	-
Transfers-Out	-	-	-	-
Expenditure Categories Total:	248,487.9	331,868.0	16,842.0	348,710.0

Fund Source

Non-Appropriated Funds				
Unemployment Insurance Benefits Fund (Non-Appropriated)	248,487.9	331,868.0	16,842.0	348,710.0
Non-Appropriated Funds Total:	248,487.9	331,868.0	16,842.0	348,710.0
Employment and Rehabilitation Services Total:	248,487.9	331,868.0	16,842.0	348,710.0

**Program Budget Unit Summary of Expenditure and Budget Request
for Selected Funds**

Agency: Department of Economic Security

	<u>FY 2023 Actuals</u>	<u>FY 2024 Expenditure Plan</u>	<u>FY 2025 Funding Issue</u>	<u>FY 2025 Total Request</u>
Program: DEA-7-0	Employment and Rehabilitation Services			
Sub Program: DEA-7-8	Unemployment Insurance			
Fund: DE7510	Unemployment Insurance Benefits Fund			

Non-Appropriated

Personal Services	-	-	-	-
Employee Related Expenditures	-	-	-	-
Subtotal Personal Services and ERE	-	-	-	-
Professional & Outside Services	-	-	-	-
Travel In-State	-	-	-	-
Travel Out-Of-State	-	-	-	-
Food	-	-	-	-
Aid To Organizations & Individuals	248,487.9	331,868.0	-	331,868.0
Other Operating Expenditures	-	-	-	-
Capital Outlay	-	-	-	-
Capital Equipment	-	-	-	-
Non-Capital Equipment	-	-	-	-
Cost Allocation & Indirect Costs	-	-	-	-
Transfers-Out	-	-	-	-
Expenditure Categories Total:	248,487.9	331,868.0	-	331,868.0
Unemployment Insurance Benefits Fund Total:	248,487.9	331,868.0	-	331,868.0
Sub Program Total for Select Funds:	248,487.9	331,868.0	-	331,868.0

**Program Budget Unit Summary of Expenditure and Budget Request
for All Funds**

Agency: Department of Economic Security

			FY 2024	FY 2025 Funding	FY 2025
		FY 2023 Actuals	Expenditure Plan	Issue	Total Request
Program:	DEA-7-0	Employment and Rehabilitation Services			
Sub Program:	DEA-7-9	Employment Services			

Expenditure Categories

FTE	-	-	-	-
Personal Services	-	-	-	-
Employee Related Expenditures	-	-	-	-
Subtotal Personal Services and ERE	-	-	-	-
Professional & Outside Services	-	-	-	-
Travel In-State	-	-	-	-
Travel Out-Of-State	-	-	-	-
Food	-	-	-	-
Aid To Organizations & Individuals	2,535.8	2,535.8	-	2,535.8
Other Operating Expenditures	-	-	-	-
Capital Outlay	-	-	-	-
Capital Equipment	-	-	-	-
Non-Capital Equipment	-	-	-	-
Cost Allocation & Indirect Costs	-	-	-	-
Transfers-Out	-	-	-	-
Expenditure Categories Total:	2,535.8	2,535.8	-	2,535.8

Fund Source

Non-Appropriated Funds				
Federal Grants Fund (Non-Appropriated)	2,535.8	2,535.8	-	2,535.8
Non-Appropriated Funds Total:	2,535.8	2,535.8	-	2,535.8
Employment and Rehabilitation Services Total:	2,535.8	2,535.8	-	2,535.8

**Program Budget Unit Summary of Expenditure and Budget Request
for Selected Funds**

Agency: Department of Economic Security

	<u>FY 2023 Actuals</u>	<u>FY 2024 Expenditure Plan</u>	<u>FY 2025 Funding Issue</u>	<u>FY 2025 Total Request</u>
Program: DEA-7-0	Employment and Rehabilitation Services			
Sub Program: DEA-7-9	Employment Services			
Fund: DE2000	Federal Grants Fund			

Non-Appropriated

Personal Services	-	-	-	-
Employee Related Expenditures	-	-	-	-
Subtotal Personal Services and ERE	-	-	-	-
Professional & Outside Services	-	-	-	-
Travel In-State	-	-	-	-
Travel Out-Of-State	-	-	-	-
Food	-	-	-	-
Aid To Organizations & Individuals	2,535.8	2,535.8	-	2,535.8
Other Operating Expenditures	-	-	-	-
Capital Outlay	-	-	-	-
Capital Equipment	-	-	-	-
Non-Capital Equipment	-	-	-	-
Cost Allocation & Indirect Costs	-	-	-	-
Transfers-Out	-	-	-	-
Expenditure Categories Total:	2,535.8	2,535.8	-	2,535.8
Federal Grants Fund Total:	2,535.8	2,535.8	-	2,535.8
Sub Program Total for Select Funds:	2,535.8	2,535.8	-	2,535.8

Listing of All Federal Funds by Grant

Agency: **DEA** **Department of Economic Security**

Title: Special Programs for the Aging, Title IV, and Title II, Discretionary Projects

AFIS Grant No: 930480 **CFDA:** 93.048 **Grantor:** Special Programs for the Aging, Title IV, and Title II, Discretionary Projects

Periodic: On-Going **Start Date:** **End Date:**

Type of Grant: Formula Funding **If Other, Explain:**

Fed. % or \$ Cap: 100% **Source of Match:**

AFIS fund number where the grant is maintained: DE2000 **Administrative costs are permitted to be paid using this federal money:**

Is this American Recovery and Reinvestment Act money (Stimulus)? No **X**

Is this from 2020 federal stimulus funding? Yes

Description: To support the development and testing of innovative programs, services and systems of support that respond to the needs of the nation's growing elderly population and those individuals in need of long term services and supports (LTSS), to improve knowledge of the problems and needs of the elderly, to help ensure adequately trained personnel in the field of aging, and to demonstrate better ways of improving the quality of life for the elderly, their caregivers and people with disabilities.

Title: National Family Caregiver Support, Title III, Part E

AFIS Grant No: 930520 **CFDA:** 93.052 **Grantor:** National Family Caregiver Support, Title III, Part E

Periodic: On-Going **Start Date:** **End Date:**

Type of Grant: Continuation Funding **If Other, Explain:**

Fed. % or \$ Cap: 75% **Source of Match:** General Fund and local match (cash or in-kind)

AFIS fund number where the grant is maintained: DE2000 **Administrative costs are permitted to be paid using this federal money:**

Is this American Recovery and Reinvestment Act money (Stimulus)? No **X**

Is this from 2020 federal stimulus funding? Yes

Description: To assist States, Territories in providing multifaceted systems of support services for: (1) Family caregivers; and (2) older relative caregivers. Services to be provided include: information to caregivers about available services; assistance to caregivers in gaining access to the services; individual counseling, and caregiver training to caregivers to assist the caregivers in making decisions and solving problems relating to their caregiving roles; respite care to enable caregivers to be temporarily relieved from their caregiving responsibilities; and supplemental services, on a limited basis, to complement the care provided by caregivers.

Listing of All Federal Funds by Grant

Agency: DEA Department of Economic Security

Title: State Administrative Matching Grants for the Supplemental Nutrition Assistance Program
AFIS Grant No: 10561tl **CFDA:** 10.561 **Grantor:** State Administrative Matching Grants for the Supplemental Nutrition Assistance Program

Periodic: On-Going **Start Date:** **End Date:**

Type of Grant: Continuation Funding **If Other, Explain:**

Fed. % or \$ Cap: 100%/75%/50% **Source of Match:** General Fund and local match

AFIS fund number where the grant is maintained: DE2000 **Administrative costs are permitted to be paid using this federal money:**

Is this American Recovery and Reinvestment Act money (Stimulus)? No

Is this from 2020 federal stimulus funding? No

Description: SNAP State Administrative Expenses: To provide Federal financial participation to State agencies for costs incurred to operate the Supplemental Nutrition Assistance Program (SNAP).

SNAP Employment and Training (E&T) 100 Percent Federal Funds and Reimbursement for 50 percent of allowable expenses: Funds provide grants to States to provide E&T services to assist SNAP participants in moving towards a better life. An E&T program may consist of many different types of components, including but not limited to: independent job search; job search training and support; workfare; educational programs to improve employability; work experience or training to improve employability; other employment oriented activities (e.g., job placement, supported work experience, Workforce Investment Act (WIA) services); and self-employment training. USDA provide States with 100 percent Federal funding for E&T based on a specific formula.

USDA also reimburses States for 50 percent of certain allowable, reasonable and necessary E&T expenses that exceed their 100 percent grant. USDA also provides 50 percent reimbursement for transportation and childcare costs to ensure successful participation in E&T programs. States are not allowed to use 100 grants for participant expenses.

The Nutrition Education and Obesity Prevention Grants (SNAP-Ed) are 100 percent Federal funding for States based on a specified formula for nutrition education for low income people.

Title: Grants to States for Access and Visitation Programs
AFIS Grant No: 935970 **CFDA:** 93.597 **Grantor:** Grants to States for Access and Visitation Programs

Periodic: On-Going **Start Date:** **End Date:**

Type of Grant: Continuation Funding **If Other, Explain:**

Fed. % or \$ Cap: 100% **Source of Match:**

AFIS fund number where the grant is maintained: DE2000 **Administrative costs are permitted to be paid using this federal money:**

Is this American Recovery and Reinvestment Act money (Stimulus)? No

Is this from 2020 federal stimulus funding? No

Description: The purpose of this program is to enable States to create programs which support and facilitate access and visitation by non-custodial parents with their children. Activities may include mediation, counseling, education, development of parenting plans, visitation enforcement and development of guidelines for visitation and alternative custody arrangements.

Listing of All Federal Funds by Grant

Agency: **DEA** **Department of Economic Security**

Title: #N/A

AFIS Grant No: 172751 **CFDA:** 17.275 **Grantor:**

Periodic: One-Time **Start Date:** 1/29/2010 **End Date:** 1/28/2013

Type of Grant: Competitive Funding **If Other, Explain:**

Fed. % or \$ Cap: 100% **Source of Match:**

AFIS fund number where the grant is maintained: DE2999 **Administrative costs are permitted to be paid using this federal money:**

Is this American Recovery and Reinvestment Act money (Stimulus)? Yes

Is this from 2020 federal stimulus funding? No

Description:

Title: State Health Insurance Assistance Program

AFIS Grant No: 933240 **CFDA:** 93.324 **Grantor:** State Health Insurance Assistance Program

Periodic: On-Going **Start Date:** **End Date:**

Type of Grant: Formula Funding **If Other, Explain:**

Fed. % or \$ Cap: 100% **Source of Match:**

AFIS fund number where the grant is maintained: DE2000 **Administrative costs are permitted to be paid using this federal money:**

Is this American Recovery and Reinvestment Act money (Stimulus)? No

Is this from 2020 federal stimulus funding? No

Description: To provide information, counseling, and assistance relating to obtaining adequate and appropriate health insurance coverage to individuals eligible to receive benefits under the Medicare program.

Title: Child Support Enforcement Research

AFIS Grant No: 935640 **CFDA:** 93.564 **Grantor:** Child Support Enforcement Research

Periodic: One-Time **Start Date:** 10/01/2016 **End Date:** 9/30/2024

Type of Grant: Competitive Funding **If Other, Explain:**

Fed. % or \$ Cap: 66% **Source of Match:** IV-D

AFIS fund number where the grant is maintained: DE2091 **Administrative costs are permitted to be paid using this federal money:**

Is this American Recovery and Reinvestment Act money (Stimulus)? No

Is this from 2020 federal stimulus funding? No

Description: This program provides federal funds for experimental, pilot, or demonstration projects that are likely to assist in promoting the objectives of Section 1115, Part D of Title IV of the Social Security Act, which stipulates that 'the project - 1) must be designed to improve the financial well-being of children or otherwise improve the operation of the child support program; 2) may not permit modifications in the child support program which would have the effect of disadvantaging children in need of support; and 3) must not result in increased cost to the federal government under Part A of such title. Any responsibility to the federal government is a condition for receiving the grant, but not a principal purpose.

Listing of All Federal Funds by Grant

Agency: DEA Department of Economic Security					
<hr/>					
Title:	Commodity Supplemental Food Program				
AFIS Grant No:	105650	CFDA:	10.565	Grantor:	Commodity Supplemental Food Program
Periodic:	On-Going	Start Date:		End Date:	
Type of Grant:	Continuation Funding	If Other, Explain:			
Fed. % or \$ Cap:	100%	Source of Match:			
AFIS fund number where the grant is maintained:		DE2000		Administrative costs are permitted to be paid using this federal money:	
Is this American Recovery and Reinvestment Act money (Stimulus)?		No		<input checked="" type="checkbox"/>	
Is this from 2020 federal stimulus funding?		Yes			
Description:	To improve the health of low-income elderly persons at least 60 years of age by supplementing their diets with nutritious USDA Foods, which are distributed through public and non-profit private local agencies such as food banks and community action organizations.				
<hr/>					
Title:	Elder Abuse Prevention Interventions Program				
AFIS Grant No:	937470	CFDA:	93.747	Grantor:	Elder Abuse Prevention Interventions Program
Periodic:	One-Time	Start Date:	9/01/2019	End Date:	8/31/2022
Type of Grant:	Formula Funding	If Other, Explain:			
Fed. % or \$ Cap:	100%	Source of Match: N/A			
AFIS fund number where the grant is maintained:		DE2000		Administrative costs are permitted to be paid using this federal money:	
Is this American Recovery and Reinvestment Act money (Stimulus)?		No		<input checked="" type="checkbox"/>	
Is this from 2020 federal stimulus funding?		Yes			
Description:	To develop, implement, and evaluate successful or promising interventions, practices, and programs to prevent elder abuse, neglect, and exploitation, including adult protective services programs. Through this program, ACL hopes to demonstrate how existing research can be used to craft new, useful programs to address elder abuse, neglect, and exploitation and improve and enhance adult protective services programming.				
<hr/>					
Title:	Lifespan Respite Care Program				
AFIS Grant No:	930720	CFDA:	93.072	Grantor:	Lifespan Respite Care Program
Periodic:	On-Going	Start Date:		End Date:	
Type of Grant:	Continuation Funding	If Other, Explain:			
Fed. % or \$ Cap:	100%	Source of Match:			
AFIS fund number where the grant is maintained:		DE2000		Administrative costs are permitted to be paid using this federal money:	
Is this American Recovery and Reinvestment Act money (Stimulus)?		No		<input type="checkbox"/>	
Is this from 2020 federal stimulus funding?		No			
Description:	To expand and enhance respite care services to family caregivers; improve the statewide dissemination and coordination of respite care; and to provide, supplement, or improve access and quality of respite care services to family caregivers, thereby reducing family caregiver strain. The Act also creates a National Lifespan Respite Resource Center designed to maintain a national database on lifespan respite care; provide training and technical assistance to State, community and nonprofit respite care programs; and provide information, referral, and educational programs to the public on lifespan respite care.				

Listing of All Federal Funds by Grant

Agency:	DEA	Department of Economic Security
----------------	-----	---------------------------------

Title: Apprenticeship USA Grants

AFIS Grant No: 178250 **CFDA:** 17.285 **Grantor:** Apprenticeship USA Grants

Periodic: Periodic Renewal **Start Date:** 7/01/2019 **End Date:** 6/30/2024

Type of Grant: Competitive Funding **If Other, Explain:**

Fed. % or \$ Cap: 100% **Source of Match:**

AFIS fund number where the grant is maintained: DE2000 **Administrative costs are permitted to be paid using this federal money:**

Is this American Recovery and Reinvestment Act money (Stimulus)? No

Is this from 2020 federal stimulus funding? No

Description: This grant funding will help integrate Registered Apprenticeship into the mainstream as a viable career pathway option to help the country build the strongest, most adaptable and most credentialed workforce in the world. Grants to states and public-private partnerships work to expand the number of apprentices and registered apprenticeship programs nationwide, reaching traditional and non-traditional industries, such as I.T., healthcare and cybersecurity, and ensuring registered apprenticeship opportunities reach underrepresented populations in apprenticeship including youth, women, minorities, U.S. Veterans, including transitioning service members, and persons with disabilities. Cross-cutting principals are supported in grant programs to ensure quality jobs for all workers: Equity; Job Quality; High-Quality, sustainable programs; Evidence-based approaches; and New opportunities for innovation, engagement, and ease of access.

Title: Senior Farmers Market Nutrition Program

AFIS Grant No: 105760 **CFDA:** 10.576 **Grantor:** Senior Farmers Market Nutrition Program

Periodic: On-Going **Start Date:** **End Date:**

Type of Grant: Formula Funding **If Other, Explain:**

Fed. % or \$ Cap: 100% **Source of Match:**

AFIS fund number where the grant is maintained: DE2000 **Administrative costs are permitted to be paid using this federal money:**

Is this American Recovery and Reinvestment Act money (Stimulus)? No

Is this from 2020 federal stimulus funding? No

Description: The purposes of the Senior Farmers' Market Nutrition Program (SFMNP) are to: (1) provide resources in the form of fresh, nutritious, unprepared, locally grown fruits, vegetables, honey, and herbs from farmers' markets, roadside stands, and community supported agriculture (CSA) programs to low-income seniors; 2) increase the domestic consumption of agricultural commodities by expanding or aiding in the expansion of domestic farmers' markets, roadside stands, and CSAs; and (3) develop or aid in the development of new and additional farmers' markets, roadside stands, and CSAs.

Listing of All Federal Funds by Grant

Agency:	DEA Department of Economic Security				
Title:	WIC Farmers' Market Nutrition Program (FMNP)				
AFIS Grant No:	105720	CFDA:	10.572	Grantor:	WIC Farmers' Market Nutrition Program (FMNP)
Periodic:	On-Going	Start Date:		End Date:	
Type of Grant:	Formula Funding	If Other, Explain:			
Fed. % or \$ Cap:	100%	Source of Match:			
AFIS fund number where the grant is maintained:		DE2000		Administrative costs are permitted to be paid using this federal money:	
Is this American Recovery and Reinvestment Act money (Stimulus)?		No		<input type="checkbox"/>	
Is this from 2020 federal stimulus funding?		No		<input type="checkbox"/>	
Description:	The purposes of the WIC Farmers' Market Nutrition Program (FMNP) are: (1) To provide fresh, nutritious, unprepared, locally grown fruits, vegetables, and herbs from farmers, farmers' markets, and roadside stands to women, infants, and children who participate in the Special Supplemental Nutrition Program for Women, Infants, and Children (WIC); and (2) To expand the awareness, use, and sales at farmers' markets and roadside stands.				
Title:	Emergency Rental Assistance Program				
AFIS Grant No:	210230	CFDA:	21.023	Grantor:	Emergency Rental Assistance Program
Periodic:	One-Time	Start Date:	1/16/2021	End Date:	9/30/2025
Type of Grant:	Formula Funding	If Other, Explain:			
Fed. % or \$ Cap:	100%	Source of Match:			
AFIS fund number where the grant is maintained:		DE2000		Administrative costs are permitted to be paid using this federal money:	
Is this American Recovery and Reinvestment Act money (Stimulus)?		No		<input checked="" type="checkbox"/>	
Is this from 2020 federal stimulus funding?		Yes		<input checked="" type="checkbox"/>	
Description:	<p>The funding provided by the Emergency Rental Assistance (ERA) program will among other things, assists eligible households that have difficulty making timely payments of rent and utilities due to the COVID-19 pandemic. Division N, Title V, Section 501 of the Consolidated Appropriations Act, 2021, Pub. L. No. 116-260, (December 27, 2020) established the Emergency Rental Assistance ("ERA 1") program and provides \$25 billion for the U.S. Department of the Treasury (Treasury) to make payments to States (defined to include the District of Columbia), U.S. Territories (Puerto Rico, U.S. Virgin Islands, Guam, Northern Mariana Islands, and American Samoa), Indian Tribes or tribally designated housing entities, as applicable, the Department of Hawaiian Home Lands (DHHL), and certain local governments with more than 200,000 residents (collectively the "eligible grantees") to provide financial assistance including payment of rent, rental arrears, utilities and home energy costs, utilities and home energy costs arrears, other costs related to housing, and housing stability services to eligible households. The authorizing statute instructed Treasury to must make direct payments to the eligible grantees no later than 30 days after December 27, 2020.</p> <p>Title III, Subtitle B, Section 3201 of the American Rescue Plan Act, 2021, Pub. L. No. 117-2, (March 11, 2021) authorized the Emergency Rental Assistance ("ERA 2") program and provides \$21.55 billion for the Treasury to make payments to States (defined to include the District of Columbia), U.S. Territories (Puerto Rico, U.S. Virgin Islands, Guam, Northern Mariana Islands, and American Samoa), and certain local governments with more than 200,000 residents (collectively the "ERA 2 eligible grantees") to provide financial assistance including payment of rent, rental arrears, utilities and home energy costs, utilities and home energy costs arrears, other costs related to housing, and housing stability services to eligible households, as well as to cover the cost of other affordable rental housing and eviction prevention activities, as defined by the Secretary, serving very low-income families. ERA 2's authorizing statute provided for Treasury to pay all ERA 2 eligible grantees at least 40% of each grantee's total allocations within 60 days after March 11, 2021, pursuant to section 3201(c).</p>				

Listing of All Federal Funds by Grant

Agency:	DEA Department of Economic Security				
Title:	Enhanced Training and Services to End Violence and Abuse of Women Later in Life				
AFIS Grant No:	165280	CFDA:	16.528	Grantor:	Enhanced Training and Services to End Violence and Abuse of Women Later in Life
Periodic:	One-Time	Start Date:	10/01/2020	End Date:	9/30/2023
Type of Grant:	Competitive Funding	If Other, Explain:			
Fed. % or \$ Cap:	100%	Source of Match:			
AFIS fund number where the grant is maintained:			DE2000	Administrative costs are permitted to be paid using this federal money:	
Is this American Recovery and Reinvestment Act money (Stimulus)?			No	<input checked="" type="checkbox"/>	
Is this from 2020 federal stimulus funding?			No		
Description:	To provide training, services, and collaboration to address the needs of victims of elder abuse, neglect, and exploitation, including domestic violence, dating violence, sexual assault, and stalking, who are 50 years of age or older.				
Title:	Community Services Block Grant				
AFIS Grant No:	935690	CFDA:	93.569	Grantor:	Community Services Block Grant
Periodic:	On-Going	Start Date:		End Date:	
Type of Grant:	Continuation Funding	If Other, Explain:			
Fed. % or \$ Cap:	100%	Source of Match:			
AFIS fund number where the grant is maintained:			DE2000	Administrative costs are permitted to be paid using this federal money:	
Is this American Recovery and Reinvestment Act money (Stimulus)?			No	<input checked="" type="checkbox"/>	
Is this from 2020 federal stimulus funding?			Yes		
Description:	<p>The objectives are to provide assistance to States and local communities, working through a network of community action agencies and other neighborhood-based organizations, for the reduction of poverty, the revitalization of low-income communities, and the empowerment of low-income families and individuals in rural and urban areas to become fully self-sufficient (particularly families who are attempting to transition off a State program carried out under part A of title IV of the Social Security Act) and (1) to provide services and activities having a measurable and potential major impact on causes of poverty in the community or those areas of the community where poverty is a particularly acute problem; (2) to provide activities designed to assist low-income participants, including the elderly poor, to: (a) secure and retain meaningful employment; (b) attain an adequate education; (c) make better use of available income; (d) obtain and maintain adequate housing and a suitable living environment; (e) obtain emergency assistance through loans or grants to meet immediate and urgent individual and family needs, including health services, nutritious food, housing, and employment-related assistance; (f) remove obstacles and solve problems which block the achievement of self-sufficiency; (g) achieve greater participation in the affairs of the community; and (h) make more effective use of other related programs; (3) to provide on an emergency basis for the provision of such supplies and services, nutritious foodstuffs, and related services, as may be necessary to counteract conditions of starvation and malnutrition among the poor; and (4) to coordinate and establish linkages between governmental and other social services programs to assure the effective delivery of such services to low-income individuals. In addition to the CSBG block grants to states, the Office of Community Services funds additional discretionary projects for technical assistance including: 16 CSBG CARES Act Project Impact Grants. (The goal of CSBG CARES Act Project Impact Grants is to adapt current eligible entity service models to effectively prevent, prepare for, and respond to the economic and social impacts of COVID-19, while also preparing for a future model that realigns local services); Center of Excellence (COE) for Human Capacity and Community Transformation (HCCT); 11 Regional Performance and Innovation Consortia (RPIC), a Learning Communities Resource Center, and a Legal Training and Technical Assistance Center.</p>				

Listing of All Federal Funds by Grant

Agency: **DEA** **Department of Economic Security**

Title: WIOA National Dislocated Worker Grants / WIA National Emergency Grants

AFIS Grant No: 17277A **CFDA:** 17.277A **Grantor:**

Periodic: One-Time **Start Date:** 4/01/2020 **End Date:** 6/30/2022

Type of Grant: Competitive Funding **If Other, Explain:**

Fed. % or \$ Cap: 100% **Source of Match:**

AFIS fund number where the grant is maintained: DE2010 **Administrative costs are permitted to be paid using this federal money:**

Is this American Recovery and Reinvestment Act money (Stimulus)? No

Is this from 2020 federal stimulus funding? Yes

Description:

Title: Refugee and Entrant Assistance Wilson/Fish Program

AFIS Grant No: 935830 **CFDA:** 93.583 **Grantor:** Refugee and Entrant Assistance Wilson/ Fish Program

Periodic: One-Time **Start Date:** 9/30/2020 **End Date:** 9/30/2024

Type of Grant: Competitive Funding **If Other, Explain:**

Fed. % or \$ Cap: 100% **Source of Match:**

AFIS fund number where the grant is maintained: DE2000 **Administrative costs are permitted to be paid using this federal money:**

Is this American Recovery and Reinvestment Act money (Stimulus)? No

Is this from 2020 federal stimulus funding? No

Description: The objective is to develop alternative projects that promote early employment of refugees, certain Amerasians from Vietnam, Cuban and Haitian entrants, asylees, victims of a severe form of trafficking, Iraqi and Afghan Special Immigrants, and Afghan and Ukrainian Humanitarian Parolees. The purpose of the Wilson-Fish Temporary Aid for Needy Families (TANF) Coordination program is to provide innovative approaches to integrated cash and medical assistance and/or services (employment, case management, English language instruction, and other social services) otherwise-available through the State-administered program, in order to increase refugees' prospects for early employment and self-sufficiency, reduce their level of welfare dependence, and promote coordination among service providers. The Wilson-Fish TANF Coordination Program (FY 2020t– FY 2024) does not include cash assistance and targets ORR-eligible clients with children under the age of 18.

Listing of All Federal Funds by Grant

Agency: **DEA** **Department of Economic Security**

Title: CORONAVIRUS STATE AND LOCAL FISCAL RECOVERY FUNDS

AFIS Grant No: 21027 **CFDA:** 21.027 **Grantor:** CORONAVIRUS STATE AND LOCAL FISCAL RECOVERY FUNDS

Periodic: One-Time **Start Date:** 7/01/2021 **End Date:** 7/08/2022

Type of Grant: Pass-Through Funding **If Other, Explain:**

Fed. % or \$ Cap: 100% **Source of Match:**

AFIS fund number where the grant is maintained: DE2985 **Administrative costs are permitted to be paid using this federal money:**

Is this American Recovery and Reinvestment Act money (Stimulus)? No

Is this from 2020 federal stimulus funding? Yes

Description: Sections 602 and 603 of the Social Security Act as added by section 9901 of the American Rescue Plan Act of 2021 (the "Act"), Pub. L. No. 117-2 (Mar. 11, 2021) authorizes the Coronavirus State Fiscal Recovery Fund (CSFRF) and Coronavirus Local Fiscal Recovery Fund (CLFRF) respectively (referred to as the "Coronavirus State and Local Fiscal Recovery Funds" or "SLFRF"), which provides \$350 billion in total funding to Treasury to make payments generally to States (defined to include the District of Columbia), U.S. Territories (defined to include, Puerto Rico, U.S. Virgin Islands, Guam, Northern Mariana Islands, and American Samoa), Tribes, Metropolitan cities, Counties, and Nonentitlement units of local government to respond to the COVID-19 public health emergency or its negative economic impact, including to provide assistance to households, small business, nonprofits, and impacted industries, such as tourism, travel, and hospitality; respond to workers performing essential work during the COVID-19 pandemic by providing premium pay to eligible workers of the State, territory, tribal government, metropolitan city, county, or nonentitlement units of local government performing essential work or by providing grants to eligible employers that have eligible workers; provide government services, to the extent of the reduction of revenue due to COVID-19 relative to revenues collected in the most recent full fiscal year of the State, territory, tribal government, metropolitan city, county, or nonentitlement units of local government; or make necessary investments in water, sewer, or broadband infrastructure.

Title: Special Education-Grants for Infants and Families

AFIS Grant No: 841B10A **CFDA:** 84.181 **Grantor:** Special Education-Grants for Infants and Families

Periodic: One-Time **Start Date:** 7/01/2021 **End Date:** 9/30/2022

Type of Grant: Formula Funding **If Other, Explain:**

Fed. % or \$ Cap: 100% **Source of Match:**

AFIS fund number where the grant is maintained: DE2000 **Administrative costs are permitted to be paid using this federal money:**

Is this American Recovery and Reinvestment Act money (Stimulus)? No

Is this from 2020 federal stimulus funding? Yes

Description: To provide grants to States to assist them to implement and maintain a Statewide, comprehensive, coordinated, multidisciplinary, interagency system to make available early intervention services to infants and toddlers with disabilities and their families.

Listing of All Federal Funds by Grant

Agency: DEA Department of Economic Security

Title: Developmental Disabilities Basic Support and Advocacy Grants

AFIS Grant No: 936300A **CFDA:** 93.630 **Grantor:** Developmental Disabilities Basic Support and Advocacy Grants

Periodic: One-Time **Start Date:** 4/01/2021 **End Date:** 9/30/2022

Type of Grant: Formula Funding **If Other, Explain:**

Fed. % or \$ Cap: 100% **Source of Match:**

AFIS fund number where the grant is maintained: DE2000 **Administrative costs are permitted to be paid using this federal money:**

Is this American Recovery and Reinvestment Act money (Stimulus)? No

Is this from 2020 federal stimulus funding? Yes

Description: Developmental Disabilities Basic Support and Advocacy Grants: To enable individuals with developmental disabilities to become independent, productive, integrated and included into their communities. Funding under these programs is to assist States in the development of a plan for a comprehensive and coordinated system of services and other activities to enhance the lives of individuals with developmental disabilities and their families to their maximum potential, and to support a system which protects the legal and human rights of individuals with developmental disabilities.

Title: Developmental Disabilities Basic Support and Advocacy Grants

AFIS Grant No: 936300B **CFDA:** 93.630 **Grantor:** Developmental Disabilities Basic Support and Advocacy Grants

Periodic: One-Time **Start Date:** 3/01/2022 **End Date:** 9/30/2024

Type of Grant: Formula Funding **If Other, Explain:**

Fed. % or \$ Cap: 100% **Source of Match:**

AFIS fund number where the grant is maintained: DE2000 **Administrative costs are permitted to be paid using this federal money:**

Is this American Recovery and Reinvestment Act money (Stimulus)? No

Is this from 2020 federal stimulus funding? Yes

Description: Developmental Disabilities Basic Support and Advocacy Grants: To enable individuals with developmental disabilities to become independent, productive, integrated and included into their communities. Funding under these programs is to assist States in the development of a plan for a comprehensive and coordinated system of services and other activities to enhance the lives of individuals with developmental disabilities and their families to their maximum potential, and to support a system which protects the legal and human rights of individuals with developmental disabilities.

Listing of All Federal Funds by Grant

Agency:	DEA Department of Economic Security				
Title:	Coronavirus Relief Fund				
AFIS Grant No:	21t019	CFDA:	21t019	Grantor:	Coronavirus Relief Fund
Periodic:	One-Time	Start Date:	7/01/2021	End Date:	6/30/2022
Type of Grant:	Formula Funding	If Other, Explain:			
Fed. % or \$ Cap:	100%	Source of Match:			
AFIS fund number where the grant is maintained:			DE2975	Administrative costs are permitted to be paid using this federal money: <input checked="" type="checkbox"/>	
Is this American Recovery and Reinvestment Act money (Stimulus)?			No		
Is this from 2020 federal stimulus funding?			Yes		
Description:	Section 5001 of the Coronavirus Aid, Relief, and Economic Security Act ("CARES Act") established the \$150 billion Coronavirus Relief Fund ("the Fund"). Eligible entities may use Fund payments to cover only those costs that: (1) are necessary expenditures incurred due to the public health emergency with respect to the Coronavirus Disease 2019 (COVID-19); (2) were not accounted for in the eligible entities' most recently approved budget as of March 27, 2020; and (3) were incurred during the period that begins on March 1, 2020, and ends on December 30, 2020. Division N, Title X, Section 1001 of the Consolidated Appropriations Act, 2021, (Pub. L. No. 116-260), enacted on December 27, 2020, extended the period for which recipients may incur eligible costs using payments from the Fund from December 30, 2020, to December 31, 2021. Governments otherwise had broad discretion to utilize payments for expenditures ranging from COVID-19 testing to reimbursing small businesses for the costs of business interruption caused by required closures.				
Title:	Elder Abuse Prevention Interventions Program				
AFIS Grant No:	937470A	CFDA:	93.747A	Grantor:	
Periodic:	One-Time	Start Date:	9/01/2018	End Date:	8/31/2023
Type of Grant:	Competitive Funding	If Other, Explain:			
Fed. % or \$ Cap:	75/25%	Source of Match: General Fund			
AFIS fund number where the grant is maintained:			DE2000	Administrative costs are permitted to be paid using this federal money: <input checked="" type="checkbox"/>	
Is this American Recovery and Reinvestment Act money (Stimulus)?			No		
Is this from 2020 federal stimulus funding?			No		
Description:					
Title:	Unemployment Insurance				
AFIS Grant No:	17225	CFDA:	17.225	Grantor:	Unemployment Insurance
Periodic:	On-Going	Start Date:		End Date:	
Type of Grant:	Continuation Funding	If Other, Explain:			
Fed. % or \$ Cap:	100%	Source of Match:			
AFIS fund number where the grant is maintained:			DE2000	Administrative costs are permitted to be paid using this federal money: <input checked="" type="checkbox"/>	
Is this American Recovery and Reinvestment Act money (Stimulus)?			No		
Is this from 2020 federal stimulus funding?			No		
Description:	To oversee unemployment insurance programs for eligible workers through federal and state cooperation; including unemployment compensation for federal employees or ex-service members, Disaster Unemployment Assistance, and to assist in the oversight of Trade Adjustment Assistance and Alternative Trade Adjustment Assistance, Reemployment Trade Adjustment Assistance programs, and temporary UI programs enacted in times of economic shocks or downturns.				

Listing of All Federal Funds by Grant

Agency: DEA Department of Economic Security

Title: Emergency Food Assistance Program (Administrative Costs)

AFIS Grant No: 105680 **CFDA:** 10.568 **Grantor:** Emergency Food Assistance Program (Administrative Costs)

Periodic: On-Going **Start Date:** **End Date:**

Type of Grant: Continuation Funding **If Other, Explain:** Match is required only for the administrative component of expenditures. It comes from Arizona food banks.

Fed. % or \$ Cap: 100%/50% **Source of Match:** In-kind

AFIS fund number where the grant is maintained: DE2000 **Administrative costs are permitted to be paid using this federal money:**

Is this American Recovery and Reinvestment Act money (Stimulus)? No

Is this from 2020 federal stimulus funding? Yes

Description: To help supplement the diets of low-income persons by making funds available to States for storage and distribution costs incurred by The Emergency Food Assistance Program (TEFAP) State agencies and local organizations, such as soup kitchens, food banks, and food pantries, including faith-based organizations, in providing food assistance to needy persons.

Title: Emergency Solutions Grant Program

AFIS Grant No: 142310 **CFDA:** 14.231 **Grantor:** Emergency Solutions Grant Program

Periodic: On-Going **Start Date:** **End Date:**

Type of Grant: Continuation Funding **If Other, Explain:**

Fed. % or \$ Cap: 100% **Source of Match:**

AFIS fund number where the grant is maintained: DE2000 **Administrative costs are permitted to be paid using this federal money:**

Is this American Recovery and Reinvestment Act money (Stimulus)? No

Is this from 2020 federal stimulus funding? Yes

Description: The ESG program provides funding to: (1) engage homeless individuals and families living on the street; (2) improve the number and quality of emergency shelters for homeless individuals and families; (3) help operate these shelters; (4) provide essential services to shelter residents, (5) rapidly re-house homeless individuals and families, and (6) prevent families and individuals from becoming homeless.

Listing of All Federal Funds by Grant

Agency:	DEA	Department of Economic Security
----------------	-----	---------------------------------

Title: WIOA Adult Program

AFIS Grant No: 172580 **CFDA:** 17.258 **Grantor:** WIOA Adult Program

Periodic: On-Going **Start Date:** **End Date:**

Type of Grant: Continuation Funding **If Other, Explain:**

Fed. % or \$ Cap: 100% **Source of Match:**

AFIS fund number where the grant is maintained: DE2010 **Administrative costs are permitted to be paid using this federal money:**

Is this American Recovery and Reinvestment Act money (Stimulus)? No

Is this from 2020 federal stimulus funding? No

Description: The Adult Program is one of the six core programs authorized by Title I of the Workforce Innovation and Opportunity Act (WIOA). The program serves individuals and helps employers meet their workforce needs. It enables workers to obtain good jobs by providing them with job search assistance and training opportunities. WIOA establishes a priority requirement with respect to funds allocated to a local area for adult employment and training activities. American Job Center staff, when using WIOA Adult funds to provide individualized career services and training services, must give priority to recipients of public assistance, other low-income individuals, and individuals who are basic skills deficient. Performance program measures include: 1. Employed 2nd Quarter After Exit Quarter; 2. Employed 4th Quarter After Exit Quarter; 3. Median Earnings Second Quarter After Exit; 4. Credential Attainment Rate; 5. Measurable Skills Gains; and Effectiveness in Serving Employers. The employment goals are measured by using the Unemployment Insurance Wage Records Information System whenever possible.

Title: WIOA Dislocated Worker Formula Grants

AFIS Grant No: 172780 **CFDA:** 17.278 **Grantor:** WIOA Dislocated Worker Formula Grants

Periodic: On-Going **Start Date:** **End Date:**

Type of Grant: Continuation Funding **If Other, Explain:**

Fed. % or \$ Cap: 100% **Source of Match:**

AFIS fund number where the grant is maintained: DE2010 **Administrative costs are permitted to be paid using this federal money:**

Is this American Recovery and Reinvestment Act money (Stimulus)? No

Is this from 2020 federal stimulus funding? No

Description: The Dislocated Worker (DW) program is one of the six core programs authorized by Title I of the Workforce Innovation and Opportunity Act (WIOA). The purpose of the WIOA Dislocated Worker (DW) program is to help dislocated workers get back to work as quickly as possible and overcome barriers to employment. When individuals become dislocated workers as a result of job loss, mass layoffs, global trade dynamics or transitions in economic sectors, the DW program provides services to assist them in re-entering the workforce. States can reserve up to 25 percent of their DW funds for Rapid Response activities. The program's success is measured by the following core indicators of performance: 1. Employment Rate - 2nd Quarter After Exit; 2. Employment Rate - 4th Quarter After Exit; 3. Median Earnings - 2nd Quarter After Exit; 4. Credential Attainment Rate; 5. Measurable Skill Gains.

Listing of All Federal Funds by Grant

Agency: DEA Department of Economic Security

Title: Temporary Labor Certification for Foreign Workers

AFIS Grant No: 172723 **CFDA:** 17.273 **Grantor:** Temporary Labor Certification for Foreign Workers

Periodic: On-Going **Start Date:** **End Date:**

Type of Grant: Continuation Funding **If Other, Explain:**

Fed. % or \$ Cap: 100% **Source of Match:**

AFIS fund number where the grant is maintained: DE2000 **Administrative costs are permitted to be paid using this federal money:**

Is this American Recovery and Reinvestment Act money (Stimulus)? No

Is this from 2020 federal stimulus funding? No

Description: To ensure that the admission of foreign workers does not adversely affect the wages, working conditions, and employment opportunities of U.S. workers.
 To ensure that adequate wages and working conditions are provided for foreign and U.S. workers.
 To assist U.S. employers seeking to hire temporary foreign workers when no able, willing, and qualified U.S. workers are available.

Title: Work Opportunity Tax Credit Program (WOTC)

AFIS Grant No: 172710 **CFDA:** 17.271 **Grantor:** Work Opportunity Tax Credit Program (WOTC)

Periodic: On-Going **Start Date:** **End Date:**

Type of Grant: Continuation Funding **If Other, Explain:**

Fed. % or \$ Cap: 100% **Source of Match:**

AFIS fund number where the grant is maintained: DE2000 **Administrative costs are permitted to be paid using this federal money:**

Is this American Recovery and Reinvestment Act money (Stimulus)? No

Is this from 2020 federal stimulus funding? No

Description: This federal tax credit was designed to help individuals from certain targeted groups who consistently face significant barriers to employment move from economic dependency to self-sufficiency. Businesses are encouraged to hire targeted group members in order to claim the tax credit against wages paid to eligible new hire(s) during their first year of employment. WOTC joins other workforce programs that incentivize workplace diversity and facilitate access to good jobs for American workers.

Listing of All Federal Funds by Grant

Agency:	DEA Department of Economic Security		
Title:	Trade Adjustment Assistance		
AFIS Grant No:	172450	CFDA:	17.245
		Grantor:	Trade Adjustment Assistance
Periodic:	On-Going	Start Date:	End Date:
Type of Grant:	Continuation Funding	If Other, Explain:	
Fed. % or \$ Cap:	100%	Source of Match:	
AFIS fund number where the grant is maintained:		DE2000	Administrative costs are permitted to be paid using this federal money: <input checked="" type="checkbox"/>
Is this American Recovery and Reinvestment Act money (Stimulus)?		No	
Is this from 2020 federal stimulus funding?		No	
Description:	<p>The Trade Adjustment Assistance (TAA) for Workers Program is a federal entitlement program that assists workers impacted by foreign trade. Through the provision of a number of employment-related benefits and services, the TAA Program provides trade-affected workers with opportunities to obtain the support, resources, skills, and credentials they need to return to the workforce in a good job in an in-demand industry. The program services include training, employment and case management services, job search allowances, relocation allowances, wage supplements for workers aged 50 and older, and Trade Readjustment Allowances (TRA).</p>		

Title:	Senior Community Service Employment Program		
AFIS Grant No:	172350	CFDA:	17.235
		Grantor:	Senior Community Service Employment Program
Periodic:	On-Going	Start Date:	End Date:
Type of Grant:	Continuation Funding	If Other, Explain:	
Fed. % or \$ Cap:	90%	Source of Match: General Fund and local match (cash or in-kind)	
AFIS fund number where the grant is maintained:		DE2000	Administrative costs are permitted to be paid using this federal money: <input checked="" type="checkbox"/>
Is this American Recovery and Reinvestment Act money (Stimulus)?		No	
Is this from 2020 federal stimulus funding?		No	
Description:	<p>The Senior Community Service Employment Program (SCSEP) is a community service and work-based job training program for older Americans. Authorized by the Older Americans Act, the program provides training for low-income, unemployed seniors. Participants also have access to employment assistance through American Job Centers.</p> <p>SCSEP participants gain work experience in a variety of community service activities at non-profit and public facilities, including schools, hospitals, day-care centers, and senior centers. The program provides over 40 million community service hours to public and non-profit agencies, allowing them to enhance and provide needed services. Participants work an average of 20 hours a week and are paid the highest of federal, state or local minimum wage. This training serves as a bridge to unsubsidized employment opportunities for participants.</p> <p>Participants must be at least 55, unemployed, and have a family income of no more than 125% of the federal poverty level. Enrollment priority is given to veterans and qualified spouses, then to individuals who are over 65, have a disability, have low literacy skills or limited English proficiency, reside in a rural area, are homeless or at risk of homelessness, have low employment prospects, formerly incarcerated within the last five years, or have failed to find employment after using services through the American Job Center system.</p>		

Listing of All Federal Funds by Grant

Agency:	DEA Department of Economic Security				
Title:	Jobs for Veterans State Grants				
AFIS Grant No:	178010	CFDA:	17.801	Grantor:	Jobs for Veterans State Grants
Periodic:	On-Going	Start Date:		End Date:	
Type of Grant:	Continuation Funding	If Other, Explain:			
Fed. % or \$ Cap:	100%	Source of Match:			
AFIS fund number where the grant is maintained:			DE2000	Administrative costs are permitted to be paid using this federal money: <input checked="" type="checkbox"/>	
Is this American Recovery and Reinvestment Act money (Stimulus)?			No		
Is this from 2020 federal stimulus funding?			No		
Description:	The Jobs for Veterans State Grants (JVSG) program provides federal funding, through a formula grant, to 54 State Workforce Agencies (SWAs) to hire dedicated staff to provide individualized career and training-related services to veterans and eligible persons with significant barriers to employment and to assist employers fill their workforce needs with job-seeking veterans.				
Title:	Rehabilitation Services Vocational Rehabilitation Grants to States				
AFIS Grant No:	841260	CFDA:	84.126	Grantor:	Rehabilitation Services Vocational Rehabilitation Grants to States
Periodic:	On-Going	Start Date:		End Date:	
Type of Grant:	Continuation Funding	If Other, Explain:			
Fed. % or \$ Cap:	78.7%	Source of Match: General Fund and local match			
AFIS fund number where the grant is maintained:			DE2000	Administrative costs are permitted to be paid using this federal money: <input checked="" type="checkbox"/>	
Is this American Recovery and Reinvestment Act money (Stimulus)?			No		
Is this from 2020 federal stimulus funding?			No		
Description:	To assist States in operating comprehensive, coordinated, effective, efficient and accountable programs of vocational rehabilitation (VR); to assess, plan, develop, and provide VR services for individuals with disabilities, consistent with their strengths, resources, priorities, concerns, abilities, capabilities, and informed choice so they may prepare for and engage in an employment outcome.				
Title:	ACL Independent Living State Grants				
AFIS Grant No:	933690	CFDA:	93.369	Grantor:	ACL Independent Living State Grants
Periodic:	On-Going	Start Date:		End Date:	
Type of Grant:	Continuation Funding	If Other, Explain:			
Fed. % or \$ Cap:	90%	Source of Match: General Fund			
AFIS fund number where the grant is maintained:			DE2000	Administrative costs are permitted to be paid using this federal money: <input checked="" type="checkbox"/>	
Is this American Recovery and Reinvestment Act money (Stimulus)?			No		
Is this from 2020 federal stimulus funding?			No		
Description:	To provide financial assistance to States for expanding and improving the provision of independent living (IL) services to individuals with significant disabilities by promoting and maximizing their full integration and inclusion into the mainstream of American society.				

Listing of All Federal Funds by Grant

Agency: DEA Department of Economic Security	
Title: Rehabilitation Services Independent Living Services for Older Individuals Who are Blind	
AFIS Grant No: 841770	CFDA: 84.177 Grantor: Rehabilitation Services Independent Living Services for Older Individuals Who are Blind
Periodic: On-Going	Start Date: End Date:
Type of Grant: Continuation Funding	If Other, Explain:
Fed. % or \$ Cap: 90%	Source of Match: General Fund
AFIS fund number where the grant is maintained:	DE2000 Administrative costs are permitted to be paid using this federal money: <input checked="" type="checkbox"/>
Is this American Recovery and Reinvestment Act money (Stimulus)?	No
Is this from 2020 federal stimulus funding?	No
Description: To provide any independent living services that are described in 34 CFR Section 367.3(b) of the program regulations to older individuals who are blind; improve or expand services for these individuals; and conduct activities to help improve public understanding of the challenges of these individuals.	
<hr/>	
Title: Special Education-Grants for Infants and Families	
AFIS Grant No: 841810	CFDA: 84.181 Grantor: Special Education-Grants for Infants and Families
Periodic: On-Going	Start Date: End Date:
Type of Grant: Continuation Funding	If Other, Explain:
Fed. % or \$ Cap: 100%	Source of Match:
AFIS fund number where the grant is maintained:	DE2000 Administrative costs are permitted to be paid using this federal money: <input checked="" type="checkbox"/>
Is this American Recovery and Reinvestment Act money (Stimulus)?	No
Is this from 2020 federal stimulus funding?	No
Description: To provide grants to States to assist them to implement and maintain a Statewide, comprehensive, coordinated, multidisciplinary, interagency system to make available early intervention services to infants and toddlers with disabilities and their families.	
<hr/>	
Title: Supported Employment Services for Individuals with the Most Significant Disabilities	
AFIS Grant No: 841870	CFDA: 84.187 Grantor: Supported Employment Services for Individuals with the Most Significant Disabilities
Periodic: On-Going	Start Date: End Date:
Type of Grant: Continuation Funding	If Other, Explain:
Fed. % or \$ Cap: 100%	Source of Match:
AFIS fund number where the grant is maintained:	DE2000 Administrative costs are permitted to be paid using this federal money: <input type="checkbox"/>
Is this American Recovery and Reinvestment Act money (Stimulus)?	No
Is this from 2020 federal stimulus funding?	No
Description: To assist States in developing collaborative programs with appropriate public and private non-profit organizations to provide supported employment services for individuals with the most significant disabilities.	

Listing of All Federal Funds by Grant

Agency: DEA Department of Economic Security

Title: Special Programs for the Aging, Title VII, Chapter 3, Programs for Prevention of Elder Abuse, Neglect, and Exploitation

AFIS Grant No: 930410 **CFDA:** 93.041 **Grantor:** Special Programs for the Aging, Title VII, Chapter 3, Programs for Prevention of Elder Abuse, Neglect, and Exploitation

Periodic: On-Going **Start Date:** **End Date:**

Type of Grant: Continuation Funding **If Other, Explain:**

Fed. % or \$ Cap: 100% **Source of Match:**

AFIS fund number where the grant is maintained: DE2000 **Administrative costs are permitted to be paid using this federal money:**

Is this American Recovery and Reinvestment Act money (Stimulus)? No

Is this from 2020 federal stimulus funding? No



Description: To support activities to develop, strengthen, and carry out programs for the prevention, detection, assessment, and treatment of, intervention in, investigation of, and response to elder abuse, neglect, and exploitation (including financial exploitation), including: (1) providing for public education and outreach to identify and prevent elder abuse, neglect, and exploitation; (2) providing for public education and outreach to promote financial literacy and prevent identity theft and financial exploitation of older individuals; (3) ensuring the coordination of services provided by area agencies on aging with services instituted under the State adult protection service program, State and local law enforcement systems, and courts of competent jurisdiction; (4) promoting the development of information and data systems, including elder abuse reporting systems, to quantify the extent of elder abuse, neglect, and exploitation in the State; (5) conducting analysis of State information concerning elder abuse, neglect, and exploitation and identifying unmet service, enforcement, or intervention needs; (6) conducting training for individuals, professionals, and paraprofessionals, in relevant fields on the identification, prevention, and treatment of elder abuse, neglect, and exploitation, with particular focus on prevention and enhancement of self determination and autonomy; (7) providing technical assistance to programs that provide or have the potential to provide services for victims of elder abuse, neglect, and exploitation and for family members of the victims; (8) conducting special and on going training for individuals involved in serving victims of elder abuse, neglect, and exploitation, on the topics of self determination, individual rights, State and Federal requirements concerning confidentiality, and other topics determined by a State agency to be appropriate; (9) promoting the development of an elder abuse, neglect, and exploitation system; (10) examining various types of shelters serving older individuals (in this paragraph referred to as safe havens), and testing various safe haven models for establishing safe havens (at home or elsewhere), that recognize autonomy and self-determination, and fully protect the due process rights of older individuals; and (11) supporting multidisciplinary elder justice activities.

Listing of All Federal Funds by Grant

Agency:	DEA	Department of Economic Security
----------------	-----	---------------------------------

Title: Special Programs for the Aging, Title VII, Chapter 2, Long Term Care Ombudsman Services for Older Individuals

AFIS Grant No: 930420 **CFDA:** 93.042 **Grantor:** Special Programs for the Aging, Title VII, Chapter 2, Long Term Care Ombudsman Services for Older Individuals

Periodic: **Start Date:** **End Date:**

Type of Grant: Continuation Funding **If Other, Explain:**

Fed. % or \$ Cap: 100% **Source of Match:**

AFIS fund number where the grant is maintained: DE2000 **Administrative costs are permitted to be paid using this federal money:**

Is this American Recovery and Reinvestment Act money (Stimulus)? No

Is this from 2020 federal stimulus funding? Yes

Description: The principal role of this Ombudsman Program is to investigate and resolve complaints made by or on behalf of residents of nursing homes or other long-term care facilities. Ombudsmen also promote policies and practices needed to improve the quality of care and life in long-term care facilities and educate both consumers and providers about residents' rights and good care practices.

Title: Special Programs for the Aging, Title III, Part D, Disease Prevention and Health Promotion Services

AFIS Grant No: 930430 **CFDA:** 93.043 **Grantor:** Special Programs for the Aging, Title III, Part D, Disease Prevention and Health Promotion Services

Periodic: On-Going **Start Date:** **End Date:**

Type of Grant: Continuation Funding **If Other, Explain:**

Fed. % or \$ Cap: 100% **Source of Match:**

AFIS fund number where the grant is maintained: DE2000 **Administrative costs are permitted to be paid using this federal money:**

Is this American Recovery and Reinvestment Act money (Stimulus)? No

Is this from 2020 federal stimulus funding? Yes

Description: To develop or strengthen preventive health service and health promotion systems through designated State Agencies on Aging and Area Agencies on Aging. Funds are provided for evidence-based disease prevention and health promotion services including programs related to: physical fitness; medication management; chronic disease self-management education; psychosocial behavioral health intervention; HIV; arthritis; brain health; diabetes; falls prevention; depression; and chronic pain.

Listing of All Federal Funds by Grant

Agency: DEA Department of Economic Security

Title: Special Programs for the Aging, Title III, Part B, Grants for Supportive Services and Senior Centers

AFIS Grant No: 930440 **CFDA:** 93.044 **Grantor:** Special Programs for the Aging, Title III, Part B, Grants for Supportive Services and Senior Centers

Periodic: On-Going **Start Date:** **End Date:**

Type of Grant: Continuation Funding **If Other, Explain:**

Fed. % or \$ Cap: 85% **Source of Match:** General Fund and local match (cash or in-kind)

AFIS fund number where the grant is maintained: DE2000 **Administrative costs are permitted to be paid using this federal money:**

Is this American Recovery and Reinvestment Act money (Stimulus)? No

Is this from 2020 federal stimulus funding? Yes

Description: To encourage State Agencies on Aging and Area Agencies on Aging to concentrate resources to develop and implement comprehensive and coordinated community-based systems of service for older individuals via Statewide planning, and area planning and provision of supportive services, including multipurpose senior centers. The objective of these services and centers is to maximize the informal support provided to older Americans to enable them to remain in their homes and communities. Providing transportation services, in-home services, and other support services, this program insures that elders receive the services they need to remain independent.

Title: Special Programs for the Aging, Title III, Part C, Nutrition Services

AFIS Grant No: 930450A **CFDA:** 93.045 **Grantor:** Special Programs for the Aging, Title III, Part C, Nutrition Services

Periodic: On-Going **Start Date:** **End Date:**

Type of Grant: Continuation Funding **If Other, Explain:**

Fed. % or \$ Cap: 85% **Source of Match:** General Fund and local match (cash or in-kind)

AFIS fund number where the grant is maintained: DE2000 **Administrative costs are permitted to be paid using this federal money:**

Is this American Recovery and Reinvestment Act money (Stimulus)? No

Is this from 2020 federal stimulus funding? Yes

Description: To provide grants to States and U.S. Territories to support nutrition services including nutritious meals, nutrition education and other appropriate nutrition services for older adults in order to maintain health, independence and quality of life. Meals and nutrition services are to be served in a congregate setting or delivered to the home, if the older adult is homebound.

Listing of All Federal Funds by Grant

Agency: DEA Department of Economic Security	
Title:	Temporary Assistance for Needy Families
AFIS Grant No:	935580 CFDA: 93.558 Grantor: Temporary Assistance for Needy Families
Periodic:	On-Going Start Date: End Date:
Type of Grant:	Continuation Funding If Other, Explain:
Fed. % or \$ Cap:	100% Source of Match:
AFIS fund number where the grant is maintained:	DE2007 Administrative costs are permitted to be paid using this federal money: <input checked="" type="checkbox"/>
Is this American Recovery and Reinvestment Act money (Stimulus)?	No
Is this from 2020 federal stimulus funding?	No
Description:	To provide grants to States and the District of Columbia, Territories, and Indian Tribes to assist needy families with children so that children can be cared for in their own homes or in the homes of relatives; end the dependence of needy parents on government benefits by promoting job preparation, work, and marriage; prevent and reduce the incidence of out-of-wedlock pregnancies; and encourage the formation and maintenance of two-parent families.
Title:	Child Support Enforcement
AFIS Grant No:	935630 CFDA: 93.563 Grantor: Child Support Enforcement
Periodic:	On-Going Start Date: End Date:
Type of Grant:	Continuation Funding If Other, Explain:
Fed. % or \$ Cap:	66% Source of Match: General Fund or SSRE
AFIS fund number where the grant is maintained:	DE2091 Administrative costs are permitted to be paid using this federal money: <input checked="" type="checkbox"/>
Is this American Recovery and Reinvestment Act money (Stimulus)?	No
Is this from 2020 federal stimulus funding?	No
Description:	The purpose of this program is to enforce the support obligations owed by absent parents to their children, locate absent parents, establish paternity, and obtain child, spousal and medical support.
Title:	Refugee and Entrant Assistance State/Replacement Designee Administered Programs
AFIS Grant No:	935660A CFDA: 93.566A Grantor:
Periodic:	On-Going Start Date: End Date:
Type of Grant:	Continuation Funding If Other, Explain:
Fed. % or \$ Cap:	100% Source of Match:
AFIS fund number where the grant is maintained:	DE2000 Administrative costs are permitted to be paid using this federal money: <input checked="" type="checkbox"/>
Is this American Recovery and Reinvestment Act money (Stimulus)?	No
Is this from 2020 federal stimulus funding?	No
Description:	

Listing of All Federal Funds by Grant

Agency: **DEA** **Department of Economic Security**

Title: Low-Income Home Energy Assistance

AFIS Grant No: 935680 **CFDA:** 93.568 **Grantor:** Low-Income Home Energy Assistance

Periodic: On-Going **Start Date:** **End Date:**

Type of Grant: Continuation Funding **If Other, Explain:**

Fed. % or \$ Cap: 100% **Source of Match:**

AFIS fund number where the grant is maintained: DE2000 **Administrative costs are permitted to be paid using this federal money:**

Is this American Recovery and Reinvestment Act money (Stimulus)? No

Is this from 2020 federal stimulus funding? Yes

Description: The objective of the Low Income Home Energy Assistance Program (LIHEAP) is to make grants available to States, the District of Columbia, US Territories, and Native American Tribes and tribal organizations for the purpose of assisting eligible households to meet the costs of home energy. Supplemental Leveraging Incentive funds may be awarded to reward grant recipients that provide additional benefits and services to LIHEAP-eligible households beyond what could be provided with Federal funds. A portion of the leveraging incentive funds may be set aside by HHS for LIHEAP recipients to provide services through local administrating agencies to help LIHEAP-eligible households reduce their energy vulnerability under the Residential Energy Assistance Challenge Program (REACH). Training and Technical Assistance funds are authorized to conduct federal monitoring and provide training and technical assistance to recipients administering the LIHEAP block grant.

Listing of All Federal Funds by Grant

Agency:	DEA Department of Economic Security		
Title:	Child Care Mandatory and Matching Funds of the Child Care and Development Fund		
AFIS Grant No:	935960	CFDA:	93.596
		Grantor:	Child Care Mandatory and Matching Funds of the Child Care and Development Fund
Periodic:	On-Going	Start Date:	End Date:
Type of Grant:	Formula Funding	If Other, Explain:	
Fed. % or \$ Cap:		Source of Match:	in kind
AFIS fund number where the grant is maintained:		DE2008	Administrative costs are permitted to be paid using this federal money:
Is this American Recovery and Reinvestment Act money (Stimulus)?	No		<div style="border: 1px solid black; padding: 5px; display: inline-block;">X</div>
Is this from 2020 federal stimulus funding?	No		
Description:	<p>The Mandatory and Matching portion (or Child Care Entitlement or CCE) of the Child Care and Development Fund (CCDF) program consists of Mandatory funds (which are 100% federal) and Matching funds (which require a State match and maintenance of effort). The Mandatory and Matching funds are made available in section 418 of the Social Security Act (42 U.S.C. 618) and are not subject to annual appropriations. Allocations of the Mandatory Funds are based on a State's Federal share of the expenditures for the now-repealed AFDC-linked child care programs (AFDC/JOBS Child Care, Transitional Child Care, and At-Risk Child Care) in 1994 or 1995, or the average of 1992 through 1994, whichever was greater. A State is not required to expend any State funds in order to receive its share of the Mandatory Funds. Previously, the Mandatory and Matching funds provided about \$2.9 billion in federal funding per year for child care. The American Rescue Plan (ARP) Act of 2021 (P. L. 117-2) was enacted March 11, 2021 and appropriated \$3,550,000,000 (Section 9801) in mandatory and matching funding for CCDF, which is a permanent annual appropriation effective fiscal year 2021. The appropriation includes \$3.375 billion to States, \$75 million to Territories (previously not eligible), and \$100 million to Tribes.</p> <p>To access Matching Funds, a State must obligate all of its Mandatory Funds allotted in a fiscal year and maintain 100% of the State's share of expenditures for the former programs in fiscal year 1994 or fiscal year 1995, whichever is greater (i.e., maintenance of effort). Matching Funds must be matched at the applicable Federal Medical Assistance Percentage (FMAP) rate, which is the Medicaid Program matching rate. The Matching Funds are distributed based on the number of children under age 13 in a State compared with the national total of children under age 13. Section 9801 of the ARP Act of 2021 (P. L. 117-2) appropriated \$3.375 billion in CCDF Mandatory and Matching funds to States. Because the state Mandatory fund amount remains fixed in law, the \$512,250,000 increase appropriated to states by the ARP Act are awarded in Matching funds. Matching funds are available to states if three conditions are met by the end of the fiscal year in which the funds are awarded: (1) all Mandatory funds are obligated; (2) the state's Maintenance-of-Effort funds are expended; and (3) the state provides its share of Matching funds at the FMAP rate. However, states are not required to match the additional funds awarded in section 9801 of the ARP Act in FY 2021 or FY 2022. Section 9801 of the ARP Act appropriated CCDF Mandatory funds to territories for the first time, including American Samoa, Guam, Puerto Rico, the Commonwealth of the Northern Mariana Islands, and the Virgin Islands of the United States. Mandatory funds to territories are allotted based on the number of children under age five living in territories and per capita income in the territories. Territory Mandatory funds are not subject to any matching requirements. Territory Mandatory funds must be obligated in the fiscal year that they are awarded and liquidated in the following year.</p> <p>Not less than 1%, but not more than 2% of the total Mandatory and Matching Funds are reserved for Tribes and tribal organizations based on the number of children living on or near Tribal reservations or other appropriate area served by the tribal recipient. Tribes and tribal organizations are not required to provide matching funds. Prior to the ARP Act, Tribal lead agencies received a proportion of the child care funds appropriated under Section 418 of the Social Security Act. Section 9801 of the ARP Act of 2021 (P. L. 117-2) amended the Social Security Act to explicitly appropriate \$100 million in Mandatory funds to Tribal lead agencies. This increases the initial FY 2021 Mandatory funds awarded to Tribal lead agencies by 70 percent. Otherwise, the requirements for Tribal Mandatory funds remain the same. Mandatory funds to Tribes are allocated based on the number of children under the age of 13 in a Tribe's service area.</p>		

Listing of All Federal Funds by Grant

Agency: DEA Department of Economic Security

Title: Developmental Disabilities Basic Support and Advocacy Grants

AFIS Grant No: 936300 **CFDA:** 93.630 **Grantor:** Developmental Disabilities Basic Support and Advocacy Grants

Periodic: On-Going **Start Date:** **End Date:**

Type of Grant: Continuation Funding **If Other, Explain:**

Fed. % or \$ Cap: 75% **Source of Match:** General Fund or local match (cash or in-kind)

AFIS fund number where the grant is maintained: DE2000 **Administrative costs are permitted to be paid using this federal money:**

Is this American Recovery and Reinvestment Act money (Stimulus)? No

Is this from 2020 federal stimulus funding? No



Description: Developmental Disabilities Basic Support and Advocacy Grants: To enable individuals with developmental disabilities to become independent, productive, integrated and included into their communities. Funding under these programs is to assist States in the development of a plan for a comprehensive and coordinated system of services and other activities to enhance the lives of individuals with developmental disabilities and their families to their maximum potential, and to support a system which protects the legal and human rights of individuals with developmental disabilities.

Listing of All Federal Funds by Grant

Agency:	DEA Department of Economic Security		
Title:	Social Services Block Grant		
AFIS Grant No:	936670	CFDA:	93.667
		Grantor:	Social Services Block Grant
Periodic:	On-Going	Start Date:	End Date:
Type of Grant:	Continuation Funding	If Other, Explain:	
Fed. % or \$ Cap:	100%	Source of Match:	
AFIS fund number where the grant is maintained:	DE2000	Administrative costs are permitted to be paid using this federal money:	
Is this American Recovery and Reinvestment Act money (Stimulus)?	No	<input checked="" type="checkbox"/>	
Is this from 2020 federal stimulus funding?	No		
Description:	<p>The objective is to enable each state and territory to furnish social services best suited to the needs of the individuals residing in the state or territory. Federal grant funds may be used by recipients to provide services directed toward one of the following five goals specified in the law:</p> <ul style="list-style-type: none"> (1) To prevent, reduce, or eliminate dependency; (2) To achieve or maintain self-sufficiency; (3) To prevent neglect, abuse, or exploitation of children and adults; (4) To prevent or reduce inappropriate institutional care; and (5) To secure admission or referral for institutional care when other forms of care are not appropriate. <p>Additionally, the Omnibus Territories Act, or Title V. of Public Law 95-134, authorizes a consolidation of grants for the insular areas (also called 'territories') of Guam, the U.S. Virgin Islands, the Commonwealth of the Northern Marianas, and American Samoa. Each of these territories may submit a single application for up to 22 health and human services grant programs specified in regulation at 45 CFR Part 97.</p> <p>Territories, under what is termed the Consolidated Block Grant or CBG, are entitled to receive a single sum under the authority at Title XX or the SSBG that can be expended on any purpose allowable under the programs in the consolidated grant. Under SSBG, the funds may be expended for purposes as authorized for this authority. Further, territories may determine the proportion of the consolidated grant to be spent on various discrete services or activities.</p> <p>The U.S. Department of Health and Human Services (HHS) may waive matching and application or reporting requirements from the consolidated resource grants for territories.</p> <p>Programs eligible to be consolidated include (but are not limited to) the following: protection services such as Title IV-B of the Social Security Act (SSA), Parts 1 and 2, Child Welfare, Family Preservation Services; Child Abuse Prevention and Treatment Act (CAPTA); Education and Training; Women and Infants nutrition assistance (WIC); Food Stamps; Child Care Development Block Grant (CCDBG); Maternal and Child Health Block Grant; State Children's Health Insurance Program (CHIP); Medicaid; Foster Care; Adoption Assistance; Child Support, Older Americans programs, under Older Americans Act; the Low Income Home Energy Assistance Program (LIHEAP), the Community Services Block Grant (CSBG), Programs for the Disabled under the Developmental Disabilities or DD Act; Temporary Assistance to Needy Families or TANF; and Social Services Block Grant or SSBG.</p>		
Title:	Social Security Disability Insurance		
AFIS Grant No:	960010	CFDA:	96.001
		Grantor:	Social Security Disability Insurance
Periodic:	On-Going	Start Date:	End Date:
Type of Grant:	Continuation Funding	If Other, Explain:	
Fed. % or \$ Cap:	100%	Source of Match:	
AFIS fund number where the grant is maintained:	DE2000	Administrative costs are permitted to be paid using this federal money:	
Is this American Recovery and Reinvestment Act money (Stimulus)?	No	<input checked="" type="checkbox"/>	
Is this from 2020 federal stimulus funding?	No		
Description:	To replace part of the earnings lost because of a physical or mental impairment, or a combination of impairments, severe enough to prevent a person from working.		

Listing of All Federal Funds by Grant

Agency: **DEA** **Department of Economic Security**

Title: Social Security Disability Insurance

AFIS Grant No: 960010A **CFDA:** 96.001 **Grantor:** Social Security Disability Insurance

Periodic: On-Going **Start Date:** **End Date:**

Type of Grant: Continuation Funding **If Other, Explain:**

Fed. % or \$ Cap: 100% **Source of Match:**

AFIS fund number where the grant is maintained: DE2000 **Administrative costs are permitted to be paid using this federal money:**

Is this American Recovery and Reinvestment Act money (Stimulus)? No

Is this from 2020 federal stimulus funding? No

Description: To replace part of the earnings lost because of a physical or mental impairment, or a combination of impairments, severe enough to prevent a person from working.

Title: CORONAVIRUS STATE AND LOCAL FISCAL RECOVERY FUNDS

AFIS Grant No: 210227C **CFDA:** 21.027C **Grantor:**

Periodic: One-Time **Start Date:** 2/01/2023 **End Date:** 6/30/2024

Type of Grant: Other **If Other, Explain:**

Fed. % or \$ Cap: 0% **Source of Match:**

AFIS fund number where the grant is maintained: DE2000 **Administrative costs are permitted to be paid using this federal money:**

Is this American Recovery and Reinvestment Act money (Stimulus)? No

Is this from 2020 federal stimulus funding? Yes

Description:

Title: CORONAVIRUS STATE AND LOCAL FISCAL RECOVERY FUNDS

AFIS Grant No: 21027A **CFDA:** 21.027A **Grantor:**

Periodic: **Start Date:** **End Date:**

Type of Grant: **If Other, Explain:**

Fed. % or \$ Cap: **Source of Match:**

AFIS fund number where the grant is maintained: DE2000 **Administrative costs are permitted to be paid using this federal money:**

Is this American Recovery and Reinvestment Act money (Stimulus)? No

Is this from 2020 federal stimulus funding? No

Description:

Listing of All Federal Funds by Grant

Agency: **DEA** **Department of Economic Security**

Title: CORONAVIRUS STATE AND LOCAL FISCAL RECOVERY FUNDS

AFIS Grant No: 21027B **CFDA:** 21.027B **Grantor:**

Periodic: **Start Date:** **End Date:**

Type of Grant: Competitive Funding **If Other, Explain:**

Fed. % or \$ Cap: **Source of Match:**

AFIS fund number where the grant is maintained: DE2000 **Administrative costs**

Is this American Recovery and Reinvestment Act money (Stimulus)? No **are permitted to be**

Is this from 2020 federal stimulus funding? Yes **paid using this**

Description:

Title: CORONAVIRUS STATE AND LOCAL FISCAL RECOVERY FUNDS

AFIS Grant No: 21027E **CFDA:** 21.027E **Grantor:**

Periodic: **Start Date:** **End Date:**

Type of Grant: **If Other, Explain:**

Fed. % or \$ Cap: **Source of Match:**

AFIS fund number where the grant is maintained: DE2000 **Administrative costs**

Is this American Recovery and Reinvestment Act money (Stimulus)? No **are permitted to be**

Is this from 2020 federal stimulus funding? No **paid using this**

Description:

Title:

AFIS Grant No: 937470C **CFDA:** 93.747C **Grantor:**

Periodic: One-Time **Start Date:** 8/01/2022 **End Date:** 9/30/2025

Type of Grant: Formula Funding **If Other, Explain:**

Fed. % or \$ Cap: 100% **Source of Match:**

AFIS fund number where the grant is maintained: DE2000 **Administrative costs**

Is this American Recovery and Reinvestment Act money (Stimulus)? No **are permitted to be**

Is this from 2020 federal stimulus funding? No **paid using this**

Description:

Listing of All Federal Funds by Grant

Agency:	DEA	Department of Economic Security
----------------	-----	---------------------------------

Title: Family Violence Prevention and Services/Domestic Violence Shelter and Supportive Services

AFIS Grant No: 93671 **CFDA:** 93.671 **Grantor:** Family Violence Prevention and Services/Domestic Violence Shelter and Supportive Services

Periodic: **Start Date:** **End Date:**

Type of Grant: **If Other, Explain:**

Fed. % or \$ Cap: **Source of Match:**

AFIS fund number where the grant is maintained: DE2000 **Administrative costs are permitted to be paid using this federal money:**

Is this American Recovery and Reinvestment Act money (Stimulus)? No

Is this from 2020 federal stimulus funding? No

Description: The purpose of this program is to assist States* and Native American Tribes (including Alaska Native Villages) and Tribal Organizations [Tribes] in efforts to increase public awareness and support primary and secondary prevention of family violence, domestic violence, and dating violence; and assist States and Tribes in efforts to provide immediate shelter and supportive services for victims of family violence, domestic violence, or dating violence, and their dependents.

* The term "State" means each of the 50 States, the District of Columbia, the Commonwealth of Puerto Rico and the territories of Guam, American Samoa, the United States Virgin Islands, and the Commonwealth of the Northern Mariana Islands.

Title: LOW INCOME HOUSEHOLDWATER ASSISTANCE PROGRAM (LIHWAP)

AFIS Grant No: 93499 **CFDA:** 93.499 **Grantor:** Low Income Household Water Assistance Program

Periodic: One-Time **Start Date:** 5/28/2021 **End Date:** 9/30/2023

Type of Grant: **If Other, Explain:**

Fed. % or \$ Cap: **Source of Match:**

AFIS fund number where the grant is maintained: DE2000 **Administrative costs are permitted to be paid using this federal money:**

Is this American Recovery and Reinvestment Act money (Stimulus)? No

Is this from 2020 federal stimulus funding? No

Description: The objective of the Low Income Household Water Assistance program is to meet unprecedented water services needs that arose during the COVID-19 pandemic. This program is meant to be an emergency program that provides quick intervention to help the people facing the high water/wastewater costs compared to their income in resuming and/or maintaining their home water/wastewater services. The benefits are limited to households with low income, particularly those that pay a high proportion of household income for drinking water and wastewater services, by providing funds to owners or operators of public water systems or treatment works to reduce arrearages of and rates charged to eligible households. Low income is defined in the federal rules as the greater of 150% of the Federal Poverty Guidelines or 60% of State Median Income; however, each recipient (state/tribe/territory) may proscribe a lower cut-off. Recipients can also decide a household's eligibility based on categorical eligibility of a household member, meaning someone in the household is already receiving another type of qualifying public assistance such as from the Low Income Home Energy Assistance Program (LIHEAP). The intent is to provide financial assistance to cover water, wastewater and related services and fees. The priority is to provide assistance first and foremost to households that face the most immediate need—households whose services are already disconnected. The benefit payment and/or interventions shall be sufficient to ensure restoration of the water/wastewater services. The benefits can pay any relevant arrearage (past due amount) that is preventing service from being reconnected, as well as any related late fee, reconnection fee, penalty, etc., that is billed in normal course of billing by the water/wastewater provider to any household that has a past due balance. The last priority for assistance is for households that have service and only need help with current bills, e.g., do not have past due balances.

Listing of All Federal Funds by Grant

Agency: **DEA** **Department of Economic Security**

Title: Child Care Discretionary Funds of the Child Care and Development Fund

AFIS Grant No: 935750 **CFDA:** 93.575 **Grantor:** Child Care and Development Block Grant

Periodic: On-Going **Start Date:** **End Date:**

Type of Grant: Formula Funding **If Other, Explain:**

Fed. % or \$ Cap: **Source of Match:**

AFIS fund number where the grant is maintained: DE2008 **Administrative costs are permitted to be paid using this federal money:**

Is this American Recovery and Reinvestment Act money (Stimulus)? No

Is this from 2020 federal stimulus funding? No



Description: The Child Care and Development Fund (CCDF) is the primary federal funding source to help certain low-income families access child care and to improve the quality of child care for all children. As a block grant, CCDF gives funding to States, Territories, and Tribes to provide child care subsidies primarily through vouchers or certificates to low-income families. In addition, CCDF funds are used to improve the quality of child care for both subsidized and unsubsidized children. CCDF consists of both Discretionary funding authorized by the Child Care and Development Block Grant (CCDBG) Act and Mandatory and Matching funding under the Social Security Act.

The CCDBG was created by the Omnibus Budget Reconciliation Act of 1990 (P.L. 101-508) and is subject to annual appropriations. The Personal Responsibility and Work Opportunity Reconciliation Act (PRWORA) of 1996 (P.L. 104-193) consolidated funding for child care under the Social Security Act, where CCDF mandatory and matching funding is authorized, and made such funding generally subject to the requirements of the CCDBG Act. The Child Care and Development Block Grant Act of 2014 (P.L. 113-186) reauthorized the discretionary portion of CCDF through FY 2020 and made significant changes to improve the health, safety, and quality of child care and provide more continuous child care assistance to low-income children and families. In addition to the block grants to States, Territories and Tribes, a small portion of the CCDF is used by the Office of Child Care to provide technical assistance to lead agencies on administering the program. A small portion of CCDF is also used for child care research, demonstration and evaluation activities. The Discretionary portion of the CCDF funds provides about \$5.9 billion in federal funding per year for child care. Additional funding is provided by state matching and maintenance of effort funds, as well as funds transferred from the Temporary Assistance for Needy Families (TANF) program. Further, the Coronavirus Aid, Relief, and Economic Security Act (CARES Act) (P. L. 116-136) was enacted March 27, 2020 and appropriated an additional \$3.5 billion in supplemental CCDF Discretionary funds to prevent, prepare for, and respond to the Coronavirus Disease 2019 (COVID-19). The Coronavirus Response and Relief Supplemental Appropriations (CRRSA) Act (P. L. 116-260) was enacted December 27, 2020 and appropriated \$10 billion in supplemental CCDF Discretionary funds to prevent, prepare for, and respond to coronavirus. The American Rescue Plan (ARP) Act of 2021 (P. L. 117-2) was enacted March 11, 2021 and appropriated \$38,965,000,000 through two funding streams in supplemental CCDF Discretionary funds and include: \$14,990,000,000 (Section 2201) for CCDF Supplemental Discretionary Funds, available until September 30, 2024; and \$23,975,000,000 (Section 2202) for child care stabilization grants available until September 30, 2023. Requirements for competitive grants including research grants vary and can be found in the Notice of Funding Opportunities (NOFOs). There was an increase in mandatory and matching funding for CCDF, which is a permanent annual appropriation and is detailed in CFDA 93.596.

Listing of All Federal Funds by Grant

Agency: DEA Department of Economic Security	
Title:	Nutrition Services Incentive Program
AFIS Grant No:	93053
CFDA:	93.053
Grantor:	Nutrition Services Incentive Program
Periodic:	On-Going
Start Date:	
End Date:	
Type of Grant:	
If Other, Explain:	
Fed. % or \$ Cap:	100%
Source of Match:	
AFIS fund number where the grant is maintained:	DE2000
Is this American Recovery and Reinvestment Act money (Stimulus)?	No
Is this from 2020 federal stimulus funding?	No
Description:	To reward effective performance by States and Tribes in the efficient delivery of nutritious meals to older adults through the use of cash or USDA Foods.
Title:	Elder Abuse Prevention Interventions Program
AFIS Grant No:	937470B
CFDA:	93.747B
Grantor:	
Periodic:	On-Going
Start Date:	
End Date:	
Type of Grant:	Other
If Other, Explain:	
Fed. % or \$ Cap:	\$2,034,877.00
Source of Match:	
AFIS fund number where the grant is maintained:	DE2000
Is this American Recovery and Reinvestment Act money (Stimulus)?	No
Is this from 2020 federal stimulus funding?	Yes
Description:	
Title:	Local Food Purchase Assistance
AFIS Grant No:	10182
CFDA:	10.182
Grantor:	Food Bank Network
Periodic:	
Start Date:	
End Date:	
Type of Grant:	Competitive Funding
If Other, Explain:	
Fed. % or \$ Cap:	
Source of Match:	
AFIS fund number where the grant is maintained:	DE2000
Is this American Recovery and Reinvestment Act money (Stimulus)?	No
Is this from 2020 federal stimulus funding?	No
Description:	<ol style="list-style-type: none"> 1. Provide an opportunity for State, Local and Tribal governments to strengthen their local and regional food system. 2. Help to support local and socially disadvantaged producers through building and expanding economic opportunities. 3. Establish and broaden partnerships with producers and the food distribution community to ensure distribution of fresh and nutritious foods in underserved communities.

Listing of All Federal Funds by Grant

Agency: **DEA** **Department of Economic Security**

Title: CORONAVIRUS STATE AND LOCAL FISCAL RECOVERY FUNDS

AFIS Grant No: 21027D **CFDA:** 21.027D **Grantor:**
Periodic: One-Time **Start Date:** 7/01/2022 **End Date:** 6/30/2024
Type of Grant: Formula Funding **If Other, Explain:**
Fed. % or \$ Cap: 0% **Source of Match:**

AFIS fund number where the grant is maintained: DE2000 **Administrative costs are permitted to be paid using this federal money:**
Is this American Recovery and Reinvestment Act money (Stimulus)? No
Is this from 2020 federal stimulus funding? Yes

Description:

Title: Refugee and Entrant Assistance State/Replacement Designee Administered Programs

AFIS Grant No: 93566B **CFDA:** 93.566B **Grantor:**
Periodic: On-Going **Start Date:** **End Date:**
Type of Grant: Formula Funding **If Other, Explain:**
Fed. % or \$ Cap: **Source of Match:**

AFIS fund number where the grant is maintained: DE2000 **Administrative costs are permitted to be paid using this federal money:**
Is this American Recovery and Reinvestment Act money (Stimulus)? No
Is this from 2020 federal stimulus funding? No

Description:

Sources & Uses Details of All Grants

Agency:	DEA Department of Economic Security		
Grant Title:	Special Programs for the Aging, Title IV, and Title II, Discretionary Projects		
AFIS Grant#:	930480	CFDA:	93.048

	FY 2023 Actual	FY 2024 Estimate	FY 2025 Estimate
FTE Positions	1.9	1.3	1.3
Beginning Balance	-	-	0.0
Revenues			
New Federal Revenue	921.4	630.0	630.0
Pass Through Funds (From Other State Agencies)	-	-	-
Transfers and Other Funds (In)	-	-	-
Total Revenue	921.4	630.0	630.0
Expenditures			
Personal Services	102.8	70.3	70.3
Employee Related Expenses	41.0	28.0	28.0
Professional and Outside Services	2.8	1.9	1.9
Travel In-State	0.0	0.0	0.0
Travel Out-of-State	3.0	2.1	2.1
Food	-	-	-
Pass Through Funds (To Other State Agencies)	-	-	-
Pass Through Funds (To Non-State Agencies)	730.9	499.7	499.7
Aid to Individuals	-	-	-
Other Operating Expenses	39.7	27.2	27.2
Land Acquisition and Capital Projects	-	-	-
Capital and Non Capital Equipment	1.1	0.8	0.8
Cost Allocation / Indirect Costs	-	-	-
Transfers and Refunds (Out)	-	-	-
Total Expenditures	921.4	630.0	630.0
Ending Balance	-	0.0	0.0

Sources & Uses Details of All Grants

Agency:	DEA Department of Economic Security		
Grant Title:	National Family Caregiver Support, Title III, Part E		
AFIS Grant#:	930520	CFDA:	93.052

	FY 2023 Actual	FY 2024 Estimate	FY 2025 Estimate
FTE Positions	1.8	1.6	1.6
Beginning Balance	-	-	-
Revenues			
New Federal Revenue	6,896.1	5,861.1	5,861.1
Pass Through Funds (From Other State Agencies)	-	-	-
Transfers and Other Funds (In)	-	-	-
Total Revenue	6,896.1	5,861.1	5,861.1
Expenditures			
Personal Services	96.4	82.0	82.0
Employee Related Expenses	37.9	32.2	32.2
Professional and Outside Services	8.2	7.0	7.0
Travel In-State	0.0	0.0	0.0
Travel Out-of-State	0.7	0.6	0.6
Food	-	-	-
Pass Through Funds (To Other State Agencies)	-	-	-
Pass Through Funds (To Non-State Agencies)	6,655.0	5,656.1	5,656.1
Aid to Individuals	-	-	-
Other Operating Expenses	96.6	82.1	82.1
Land Acquisition and Capital Projects	-	-	-
Capital and Non Capital Equipment	1.4	1.2	1.2
Cost Allocation / Indirect Costs	-	-	-
Transfers and Refunds (Out)	-	-	-
Total Expenditures	6,896.1	5,861.1	5,861.1
Ending Balance	-	-	-

Sources & Uses Details of All Grants

Agency:	DEA Department of Economic Security		
Grant Title:	State Administrative Matching Grants for the Supplemental Nutrition Assistance Program		
AFIS Grant#:	105611	CFDA:	10.561

	FY 2023 Actual	FY 2024 Estimate	FY 2025 Estimate
FTE Positions	751.9	769.1	769.1
Beginning Balance	-	-	-
Revenues			
New Federal Revenue	2,216,052.0	2,078,294.2	2,078,294.2
Pass Through Funds (From Other State Agencies)	-	-	-
Transfers and Other Funds (In)	-	-	-
Total Revenue	2,216,052.0	2,078,294.2	2,078,294.2
Expenditures			
Personal Services	33,558.9	34,326.6	34,326.6
Employee Related Expenses	14,353.4	14,681.7	14,681.7
Professional and Outside Services	13,524.2	8,311.4	8,311.4
Travel In-State	31.5	19.4	19.4
Travel Out-of-State	20.6	18.5	18.5
Food	-	-	-
Pass Through Funds (To Other State Agencies)	10,828.5	14,679.8	14,679.8
Pass Through Funds (To Non-State Agencies)	-	-	-
Aid to Individuals	2,132,188.3	1,999,062.2	1,999,062.2
Other Operating Expenses	10,556.1	6,587.2	6,587.2
Land Acquisition and Capital Projects	-	-	-
Capital and Non Capital Equipment	990.5	607.3	607.3
Cost Allocation / Indirect Costs	-	-	-
Transfers and Refunds (Out)	-	-	-
Total Expenditures	2,216,052.0	2,078,294.2	2,078,294.2
Ending Balance	-	-	-

Sources & Uses Details of All Grants

Agency:	DEA Department of Economic Security		
Grant Title:	Grants to States for Access and Visitation Programs		
AFIS Grant#:	93597	CFDA:	93.597

	FY 2023 Actual	FY 2024 Estimate	FY 2025 Estimate
FTE Positions	-	-	-
Beginning Balance	-	-	-
Revenues			
New Federal Revenue	222.3	203.9	203.9
Pass Through Funds (From Other State Agencies)	-	-	-
Transfers and Other Funds (In)	-	-	-
Total Revenue	222.3	203.9	203.9
Expenditures			
Personal Services	-	-	-
Employee Related Expenses	-	-	-
Professional and Outside Services	-	-	-
Travel In-State	-	-	-
Travel Out-of-State	-	-	-
Food	-	-	-
Pass Through Funds (To Other State Agencies)	-	-	-
Pass Through Funds (To Non-State Agencies)	222.3	203.9	203.9
Aid to Individuals	-	-	-
Other Operating Expenses	-	-	-
Land Acquisition and Capital Projects	-	-	-
Capital and Non Capital Equipment	-	-	-
Cost Allocation / Indirect Costs	-	-	-
Transfers and Refunds (Out)	-	-	-
Total Expenditures	222.3	203.9	203.9
Ending Balance	-	-	-

Sources & Uses Details of All Grants

Agency:	DEA Department of Economic Security		
Grant Title:	Medicare Enrollment Assistance Program		
AFIS Grant#:	930710	CFDA:	93.071

	FY 2023 Actual	FY 2024 Estimate	FY 2025 Estimate
FTE Positions	0.4	0.3	0.3
Beginning Balance	-	-	0.0
Revenues			
New Federal Revenue	512.1	424.9	424.9
Pass Through Funds (From Other State Agencies)	-	-	-
Transfers and Other Funds (In)	-	-	-
Total Revenue	512.1	424.9	424.9
Expenditures			
Personal Services	21.2	17.6	17.6
Employee Related Expenses	8.9	7.4	7.4
Professional and Outside Services	0.7	0.6	0.6
Travel In-State	0.0	0.0	0.0
Travel Out-of-State	0.0	0.0	0.0
Food	-	-	-
Pass Through Funds (To Other State Agencies)	-	-	-
Pass Through Funds (To Non-State Agencies)	469.6	389.6	389.6
Aid to Individuals	-	-	-
Other Operating Expenses	11.5	9.5	9.5
Land Acquisition and Capital Projects	-	-	-
Capital and Non Capital Equipment	0.2	0.2	0.2
Cost Allocation / Indirect Costs	-	-	-
Transfers and Refunds (Out)	-	-	-
Total Expenditures	512.1	424.9	424.9
Ending Balance	-	0.0	0.0

Sources & Uses Details of All Grants

Agency:	DEA Department of Economic Security		
Grant Title:	WIOA Youth Activities		
AFIS Grant#:	172590	CFDA:	17.259

	FY 2023 Actual	FY 2024 Estimate	FY 2025 Estimate
FTE Positions	11.0	11.0	11.0
Beginning Balance	34,162.1	34,147.2	33,601.4
Revenues			
New Federal Revenue	26,531.2	26,531.2	26,531.2
Pass Through Funds (From Other State Agencies)	-	-	-
Transfers and Other Funds (In)	-	-	-
Total Revenue	26,531.2	26,531.2	26,531.2
Expenditures			
Personal Services	512.1	522.4	522.4
Employee Related Expenses	211.4	215.7	215.7
Professional and Outside Services	-	-	-
Travel In-State	-	-	-
Travel Out-of-State	-	-	-
Food	-	-	-
Pass Through Funds (To Other State Agencies)	-	-	-
Pass Through Funds (To Non-State Agencies)	-	-	-
Aid to Individuals	22,533.8	22,984.5	22,984.5
Other Operating Expenses	3,288.7	3,354.5	3,354.5
Land Acquisition and Capital Projects	-	-	-
Capital and Non Capital Equipment	-	-	-
Cost Allocation / Indirect Costs	-	-	-
Transfers and Refunds (Out)	-	-	-
Total Expenditures	26,546.1	27,077.0	27,077.0
Ending Balance	34,147.2	33,601.4	33,055.6

Sources & Uses Details of All Grants

Agency:	DEA Department of Economic Security		
Grant Title:	Employment Service/Wagner-Peyser Funded Activities		
AFIS Grant#:	172070	CFDA:	17.207

	FY 2023 Actual	FY 2024 Estimate	FY 2025 Estimate
FTE Positions	111.0	116.0	116.0
Beginning Balance	7,078.7	7,050.0	5,600.0
Revenues			
New Federal Revenue	15,143.3	14,480.6	14,480.6
Pass Through Funds (From Other State Agencies)	-	-	-
Transfers and Other Funds (In)	-	-	-
Total Revenue	15,143.3	14,480.6	14,480.6
Expenditures			
Personal Services	7,054.2	7,373.0	7,373.0
Employee Related Expenses	3,207.5	3,352.4	3,352.4
Professional and Outside Services	580.8	607.0	607.0
Travel In-State	37.0	38.7	38.7
Travel Out-of-State	16.6	17.4	17.4
Food	-	-	-
Pass Through Funds (To Other State Agencies)	1,479.4	1,619.1	1,619.1
Pass Through Funds (To Non-State Agencies)	-	-	-
Aid to Individuals	-	-	-
Other Operating Expenses	2,592.1	2,709.2	2,709.2
Land Acquisition and Capital Projects	-	-	-
Capital and Non Capital Equipment	204.5	213.7	213.7
Cost Allocation / Indirect Costs	-	-	-
Transfers and Refunds (Out)	-	-	-
Total Expenditures	15,172.0	15,930.6	15,930.6
Ending Balance	7,050.0	5,600.0	4,150.0

Sources & Uses Details of All Grants

Agency:	DEA Department of Economic Security		
Grant Title:	State Health Insurance Assistance Program		
AFIS Grant#:	933240	CFDA:	93.324

	FY 2023 Actual	FY 2024 Estimate	FY 2025 Estimate
FTE Positions	1.5	1.4	1.4
Beginning Balance	-	-	0.0
Revenues			
New Federal Revenue	984.4	869.7	869.7
Pass Through Funds (From Other State Agencies)	-	-	-
Transfers and Other Funds (In)	-	-	-
Total Revenue	984.4	869.7	869.7
Expenditures			
Personal Services	81.8	72.3	72.3
Employee Related Expenses	30.1	26.6	26.6
Professional and Outside Services	5.2	4.6	4.6
Travel In-State	0.9	0.8	0.8
Travel Out-of-State	3.1	2.8	2.8
Food	-	-	-
Pass Through Funds (To Other State Agencies)	-	-	-
Pass Through Funds (To Non-State Agencies)	744.8	658.0	658.0
Aid to Individuals	-	-	-
Other Operating Expenses	116.6	103.0	103.0
Land Acquisition and Capital Projects	-	-	-
Capital and Non Capital Equipment	1.9	1.7	1.7
Cost Allocation / Indirect Costs	-	-	-
Transfers and Refunds (Out)	-	-	-
Total Expenditures	984.4	869.7	869.7
Ending Balance	-	0.0	0.0

Sources & Uses Details of All Grants

Agency:	DEA Department of Economic Security		
Grant Title:	Child Support Enforcement Research		
AFIS Grant#:	935640	CFDA:	93.564

	FY 2023 Actual	FY 2024 Estimate	FY 2025 Estimate
FTE Positions	0.6	0.2	-
Beginning Balance	-	-	(0.0)
Revenues			
New Federal Revenue	83.8	28.5	-
Pass Through Funds (From Other State Agencies)	-	-	-
Transfers and Other Funds (In)	-	-	-
Total Revenue	83.8	28.5	-
Expenditures			
Personal Services	30.0	10.2	-
Employee Related Expenses	12.9	4.4	-
Professional and Outside Services	35.2	12.0	-
Travel In-State	-	-	-
Travel Out-of-State	2.5	0.8	-
Food	-	-	-
Pass Through Funds (To Other State Agencies)	-	-	-
Pass Through Funds (To Non-State Agencies)	-	-	-
Aid to Individuals	-	-	-
Other Operating Expenses	3.1	1.1	-
Land Acquisition and Capital Projects	-	-	-
Capital and Non Capital Equipment	0.1	0.0	-
Cost Allocation / Indirect Costs	-	-	-
Transfers and Refunds (Out)	-	-	-
Total Expenditures	83.8	28.5	-
Ending Balance	-	(0.0)	(0.0)

Sources & Uses Details of All Grants

Agency:	DEA Department of Economic Security		
Grant Title:	Commodity Supplemental Food Program		
AFIS Grant#:	10565	CFDA:	10.565

	FY 2023 Actual	FY 2024 Estimate	FY 2025 Estimate
FTE Positions	2.3	2.5	2.7
Beginning Balance	-	-	(0.0)
Revenues			
New Federal Revenue	1,986.4	2,191.4	2,373.5
Pass Through Funds (From Other State Agencies)	-	-	-
Transfers and Other Funds (In)	-	-	-
Total Revenue	1,986.4	2,191.4	2,373.5
Expenditures			
Personal Services	120.1	132.5	143.5
Employee Related Expenses	46.1	50.9	55.1
Professional and Outside Services	10.4	11.5	12.5
Travel In-State	0.0	0.0	0.0
Travel Out-of-State	0.3	0.4	0.4
Food	-	-	-
Pass Through Funds (To Other State Agencies)	-	-	-
Pass Through Funds (To Non-State Agencies)	1,718.1	1,895.4	2,052.8
Aid to Individuals	-	-	-
Other Operating Expenses	89.1	98.3	106.4
Land Acquisition and Capital Projects	-	-	-
Capital and Non Capital Equipment	2.2	2.5	2.7
Cost Allocation / Indirect Costs	-	-	-
Transfers and Refunds (Out)	-	-	-
Total Expenditures	1,986.4	2,191.4	2,373.5
Ending Balance	-	(0.0)	(0.0)

Sources & Uses Details of All Grants

Agency:	DEA Department of Economic Security		
Grant Title:	Elder Abuse Prevention Interventions Program		
AFIS Grant#:	937470	CFDA:	93.747

	FY 2023 Actual	FY 2024 Estimate	FY 2025 Estimate
FTE Positions	5.7	-	-
Beginning Balance	-	0.0	0.0
Revenues			
New Federal Revenue	598.7	-	-
Pass Through Funds (From Other State Agencies)	-	-	-
Transfers and Other Funds (In)	-	-	-
Total Revenue	598.7	-	-
Expenditures			
Personal Services	302.3	-	-
Employee Related Expenses	124.4	-	-
Professional and Outside Services	147.6	-	-
Travel In-State	0.0	-	-
Travel Out-of-State	-	-	-
Food	-	-	-
Pass Through Funds (To Other State Agencies)	-	-	-
Pass Through Funds (To Non-State Agencies)	-	-	-
Aid to Individuals	-	-	-
Other Operating Expenses	21.4	-	-
Land Acquisition and Capital Projects	-	-	-
Capital and Non Capital Equipment	2.9	-	-
Cost Allocation / Indirect Costs	-	-	-
Transfers and Refunds (Out)	-	-	-
Total Expenditures	598.7	-	-
Ending Balance	0.0	0.0	0.0

Sources & Uses Details of All Grants

Agency:	DEA Department of Economic Security		
Grant Title:	Lifespan Respite Care Program		
AFIS Grant#:	930720	CFDA:	93.072

	FY 2023 Actual	FY 2024 Estimate	FY 2025 Estimate
FTE Positions	-	-	-
Beginning Balance	-	-	-
Revenues			
New Federal Revenue	78.6	541.2	541.2
Pass Through Funds (From Other State Agencies)	-	-	-
Transfers and Other Funds (In)	-	-	-
Total Revenue	78.6	541t2	541t2
Expenditures			
Personal Services	-	-	-
Employee Related Expenses	-	-	-
Professional and Outside Services	-	-	-
Travel In-State	-	-	-
Travel Out-of-State	-	-	-
Food	-	-	-
Pass Through Funds (To Other State Agencies)	-	-	-
Pass Through Funds (To Non-State Agencies)	78.6	541.2	541.2
Aid to Individuals	-	-	-
Other Operating Expenses	-	-	-
Land Acquisition and Capital Projects	-	-	-
Capital and Non Capital Equipment	-	-	-
Cost Allocation / Indirect Costs	-	-	-
Transfers and Refunds (Out)	-	-	-
Total Expenditures	78.6	541t2	541t2
Ending Balance	-	-	-

Sources & Uses Details of All Grants

Agency:	DEA Department of Economic Security		
Grant Title:	Apprenticeship USA Grants		
AFIS Grant#:	178250	CFDA:	17.285

	FY 2023 Actual	FY 2024 Estimate	FY 2025 Estimate
FTE Positions	4.0	7.0	8.0
Beginning Balance	964.8	652.7	678.1
Revenues			
New Federal Revenue	-	678.1	-
Pass Through Funds (From Other State Agencies)	-	-	-
Transfers and Other Funds (In)	-	-	-
Total Revenue	-	678.1	-
Expenditures			
Personal Services	208.1	435.1	452.1
Employee Related Expenses	79.8	166.9	173.4
Professional and Outside Services	1.4	2.9	3.0
Travel In-State	0.4	0.8	0.8
Travel Out-of-State	3.0	6.4	6.6
Food	-	-	-
Pass Through Funds (To Other State Agencies)	-	-	-
Pass Through Funds (To Non-State Agencies)	-	-	-
Aid to Individuals	6.8	14.2	14.8
Other Operating Expenses	12.0	25.1	26.0
Land Acquisition and Capital Projects	-	-	-
Capital and Non Capital Equipment	0.6	1.3	1.3
Cost Allocation / Indirect Costs	-	-	-
Transfers and Refunds (Out)	-	-	-
Total Expenditures	312.1	652.7	678.1
Ending Balance	652.7	678.1	(0.0)

Sources & Uses Details of All Grants

Agency:	DEA Department of Economic Security		
Grant Title:	Senior Farmers Market Nutrition Program		
AFIS Grant#:	105760	CFDA:	10.576

	FY 2023 Actual	FY 2024 Estimate	FY 2025 Estimate
FTE Positions	-	-	-
Beginning Balance	-	-	-
Revenues			
New Federal Revenue	142.9	129.3	129.3
Pass Through Funds (From Other State Agencies)	-	-	-
Transfers and Other Funds (In)	-	-	-
Total Revenue	142.9	129.3	129.3
Expenditures			
Personal Services	-	-	-
Employee Related Expenses	-	-	-
Professional and Outside Services	-	-	-
Travel In-State	-	-	-
Travel Out-of-State	-	-	-
Food	-	-	-
Pass Through Funds (To Other State Agencies)	-	-	-
Pass Through Funds (To Non-State Agencies)	142.9	129.3	129.3
Aid to Individuals	-	-	-
Other Operating Expenses	-	-	-
Land Acquisition and Capital Projects	-	-	-
Capital and Non Capital Equipment	-	-	-
Cost Allocation / Indirect Costs	-	-	-
Transfers and Refunds (Out)	-	-	-
Total Expenditures	142.9	129.3	129.3
Ending Balance	-	-	-

Sources & Uses Details of All Grants

Agency:	DEA Department of Economic Security		
Grant Title:	WIC Farmers' Market Nutrition Program (FMNP)		
AFIS Grant#:	105720	CFDA:	10.572

	FY 2023 Actual	FY 2024 Estimate	FY 2025 Estimate
FTE Positions	-	-	-
Beginning Balance	-	-	-
Revenues			
New Federal Revenue	80.4	80.3	80.3
Pass Through Funds (From Other State Agencies)	-	-	-
Transfers and Other Funds (In)	-	-	-
Total Revenue	80.4	80.3	80.3
Expenditures			
Personal Services	-	-	-
Employee Related Expenses	-	-	-
Professional and Outside Services	-	-	-
Travel In-State	-	-	-
Travel Out-of-State	-	-	-
Food	-	-	-
Pass Through Funds (To Other State Agencies)	-	-	-
Pass Through Funds (To Non-State Agencies)	80.4	80.3	80.3
Aid to Individuals	-	-	-
Other Operating Expenses	-	-	-
Land Acquisition and Capital Projects	-	-	-
Capital and Non Capital Equipment	-	-	-
Cost Allocation / Indirect Costs	-	-	-
Transfers and Refunds (Out)	-	-	-
Total Expenditures	80.4	80.3	80.3
Ending Balance	-	-	-

Sources & Uses Details of All Grants

Agency:	DEA Department of Economic Security		
Grant Title:	Emergency Rental Assistance Program		
AFIS Grant#:	21023	CFDA:	21.023

	FY 2023 Actual	FY 2024 Estimate	FY 2025 Estimate
FTE Positions	71.3	1.2	-
Beginning Balance	-	-	-
Revenues			
New Federal Revenue	195,416.9	3,361.6	-
Pass Through Funds (From Other State Agencies)	-	-	-
Transfers and Other Funds (In)	-	-	-
Total Revenue	195,416.9	3,361.6	-
Expenditures			
Personal Services	3,778.7	65.0	-
Employee Related Expenses	1,517.7	26.1	-
Professional and Outside Services	8,262.6	142.1	-
Travel In-State	1.0	0.0	-
Travel Out-of-State	3.9	0.1	-
Food	-	-	-
Pass Through Funds (To Other State Agencies)	-	-	-
Pass Through Funds (To Non-State Agencies)	15.4	0.3	-
Aid to Individuals	180,499.3	3,105.0	-
Other Operating Expenses	403.9	6.9	-
Land Acquisition and Capital Projects	-	-	-
Capital and Non Capital Equipment	934.3	16.1	-
Cost Allocation / Indirect Costs	-	-	-
Transfers and Refunds (Out)	-	-	-
Total Expenditures	195,416.9	3,361.6	-
Ending Balance	-	-	-

Sources & Uses Details of All Grants

Agency:	DEA Department of Economic Security		
Grant Title:	Enhanced Training and Services to End Violence and Abuse of Women Later in Life		
AFIS Grant#:	16528	CFDA:	16.528

	FY 2023 Actual	FY 2024 Estimate	FY 2025 Estimate
FTE Positions	0.8	1.1	-
Beginning Balance	-	-	(0.0)
Revenues			
New Federal Revenue	151.5	195.7	-
Pass Through Funds (From Other State Agencies)	-	-	-
Transfers and Other Funds (In)	-	-	-
Total Revenue	151.5	195.7	-
Expenditures			
Personal Services	43.2	55.8	-
Employee Related Expenses	10.4	13.4	-
Professional and Outside Services	2.2	2.8	-
Travel In-State	0.0	0.0	-
Travel Out-of-State	1.0	1.3	-
Food	-	-	-
Pass Through Funds (To Other State Agencies)	-	-	-
Pass Through Funds (To Non-State Agencies)	85.5	110.4	-
Aid to Individuals	-	-	-
Other Operating Expenses	8.9	11.5	-
Land Acquisition and Capital Projects	-	-	-
Capital and Non Capital Equipment	0.3	0.4	-
Cost Allocation / Indirect Costs	-	-	-
Transfers and Refunds (Out)	-	-	-
Total Expenditures	151.5	195.7	-
Ending Balance	-	(0.0)	(0.0)

Sources & Uses Details of All Grants

Agency:	DEA Department of Economic Security		
Grant Title:	Community Services Block Grant		
AFIS Grant#:	935690	CFDA:	93.569

	FY 2023 Actual	FY 2024 Estimate	FY 2025 Estimate
FTE Positions	3.9	3.2	3.2
Beginning Balance	-	-	0.0
Revenues			
New Federal Revenue	8,031.3	6,701.2	6,701.2
Pass Through Funds (From Other State Agencies)	-	-	-
Transfers and Other Funds (In)	-	-	-
Total Revenue	8,031.3	6,701.2	6,701.2
Expenditures			
Personal Services	204.1	170.3	170.3
Employee Related Expenses	81.7	68.2	68.2
Professional and Outside Services	9.9	8.2	8.2
Travel In-State	0.4	0.3	0.3
Travel Out-of-State	2.5	2.1	2.1
Food	-	-	-
Pass Through Funds (To Other State Agencies)	-	-	-
Pass Through Funds (To Non-State Agencies)	7,605.2	6,345.6	6,345.6
Aid to Individuals	-	-	-
Other Operating Expenses	125.7	104.9	104.9
Land Acquisition and Capital Projects	-	-	-
Capital and Non Capital Equipment	1.8	1.5	1.5
Cost Allocation / Indirect Costs	-	-	-
Transfers and Refunds (Out)	-	-	-
Total Expenditures	8,031.3	6,701.2	6,701.2
Ending Balance	-	0.0	0.0

Sources & Uses Details of All Grants

Agency:	DEA Department of Economic Security		
Grant Title:	WIOA National Dislocated Worker Grants / WIA National Emergency Grants		
AFIS Grant#:	17277A	CFDA:	17.277A

	FY 2023 Actual	FY 2024 Estimate	FY 2025 Estimate
FTE Positions	5.2	-	-
Beginning Balance	-	-	-
Revenues			
New Federal Revenue	454.6	-	-
Pass Through Funds (From Other State Agencies)	-	-	-
Transfers and Other Funds (In)	-	-	-
Total Revenue	454.6	-	-
Expenditures			
Personal Services	276.5	-	-
Employee Related Expenses	91.4	-	-
Professional and Outside Services	4.9	-	-
Travel In-State	0.0	-	-
Travel Out-of-State	0.0	-	-
Food	-	-	-
Pass Through Funds (To Other State Agencies)	-	-	-
Pass Through Funds (To Non-State Agencies)	69.9	-	-
Aid to Individuals	-	-	-
Other Operating Expenses	11.7	-	-
Land Acquisition and Capital Projects	-	-	-
Capital and Non Capital Equipment	0.1	-	-
Cost Allocation / Indirect Costs	-	-	-
Transfers and Refunds (Out)	-	-	-
Total Expenditures	454.6	-	-
Ending Balance	-	-	-

Sources & Uses Details of All Grants

Agency:	DEA Department of Economic Security		
Grant Title:	Refugee and Entrant Assistance Wilson/Fish Program		
AFIS Grant#:	935830	CFDA:	93.583

	FY 2023 Actual	FY 2024 Estimate	FY 2025 Estimate
FTE Positions	7.0	6.0	-
Beginning Balance	-	-	0.0
Revenues			
New Federal Revenue	566.5	490.0	-
Pass Through Funds (From Other State Agencies)	-	-	-
Transfers and Other Funds (In)	-	-	-
Total Revenue	566.5	490.0	-
Expenditures			
Personal Services	368.9	319.1	-
Employee Related Expenses	136.7	118.2	-
Professional and Outside Services	22.5	19.4	-
Travel In-State	2.1	1.9	-
Travel Out-of-State	0.2	0.2	-
Food	-	-	-
Pass Through Funds (To Other State Agencies)	-	-	-
Pass Through Funds (To Non-State Agencies)	-	-	-
Aid to Individuals	-	-	-
Other Operating Expenses	30.8	26.7	-
Land Acquisition and Capital Projects	-	-	-
Capital and Non Capital Equipment	5.3	4.6	-
Cost Allocation / Indirect Costs	-	-	-
Transfers and Refunds (Out)	-	-	-
Total Expenditures	566.5	490.0	-
Ending Balance	-	0.0	0.0

Sources & Uses Details of All Grants

Agency:	DEA Department of Economic Security		
Grant Title:	Special Education-Grants for Infants and Families		
AFIS Grant#:	841810A	CFDA:	84.181

	FY 2023 Actual	FY 2024 Estimate	FY 2025 Estimate
FTE Positions	-	-	-
Beginning Balance	3,510.5	2,672.4	-
Revenues			
New Federal Revenue	-	-	-
Pass Through Funds (From Other State Agencies)	-	-	-
Transfers and Other Funds (In)	-	-	-
Total Revenue	-	-	-
Expenditures			
Personal Services	0.1	0.1	-
Employee Related Expenses	0.1	0.1	-
Professional and Outside Services	181.3	2,667.6	-
Travel In-State	-	-	-
Travel Out-of-State	-	-	-
Food	-	-	-
Pass Through Funds (To Other State Agencies)	-	-	-
Pass Through Funds (To Non-State Agencies)	-	-	-
Aid to Individuals	652.0	-	-
Other Operating Expenses	4.6	4.6	-
Land Acquisition and Capital Projects	-	-	-
Capital and Non Capital Equipment	-	-	-
Cost Allocation / Indirect Costs	-	-	-
Transfers and Refunds (Out)	-	-	-
Total Expenditures	838.1	2,672.4	-
Ending Balance	2,672.4	-	-

Sources & Uses Details of All Grants

Agency:	DEA Department of Economic Security		
Grant Title:	Developmental Disabilities Basic Support and Advocacy Grants		
AFIS Grant#:	936300A	CFDA:	93.630

	FY 2023 Actual	FY 2024 Estimate	FY 2025 Estimate
FTE Positions	-	-	-
Beginning Balance	56.8	29.0	-
Revenues			
New Federal Revenue	-	-	-
Pass Through Funds (From Other State Agencies)	-	-	-
Transfers and Other Funds (In)	-	-	-
Total Revenue	-	-	-
Expenditures			
Personal Services	9.4	9.7	-
Employee Related Expenses	-	-	-
Professional and Outside Services	-	-	-
Travel In-State	-	-	-
Travel Out-of-State	-	-	-
Food	-	-	-
Pass Through Funds (To Other State Agencies)	-	-	-
Pass Through Funds (To Non-State Agencies)	-	-	-
Aid to Individuals	18.5	19.2	-
Other Operating Expenses	-	-	-
Land Acquisition and Capital Projects	-	-	-
Capital and Non Capital Equipment	-	-	-
Cost Allocation / Indirect Costs	-	-	-
Transfers and Refunds (Out)	-	-	-
Total Expenditures	27.8	29.0	-
Ending Balance	29.0	-	-

Sources & Uses Details of All Grants

Agency:	DEA Department of Economic Security		
Grant Title:	Developmental Disabilities Basic Support and Advocacy Grants		
AFIS Grant#:	936300B	CFDA:	93.630

	FY 2023 Actual	FY 2024 Estimate	FY 2025 Estimate
FTE Positions	-	-	-
Beginning Balance	95.3	95.3	-
Revenues			
New Federal Revenue	-	-	-
Pass Through Funds (From Other State Agencies)	-	-	-
Transfers and Other Funds (In)	-	-	-
Total Revenue	-	-	-
Expenditures			
Personal Services	-	-	-
Employee Related Expenses	-	-	-
Professional and Outside Services	-	-	-
Travel In-State	-	-	-
Travel Out-of-State	-	-	-
Food	-	-	-
Pass Through Funds (To Other State Agencies)	-	-	-
Pass Through Funds (To Non-State Agencies)	-	-	-
Aid to Individuals	-	95.3	-
Other Operating Expenses	-	-	-
Land Acquisition and Capital Projects	-	-	-
Capital and Non Capital Equipment	-	-	-
Cost Allocation / Indirect Costs	-	-	-
Transfers and Refunds (Out)	-	-	-
Total Expenditures	-	95.3	-
Ending Balance	95.3	-	-

Sources & Uses Details of All Grants

Agency:	DEA Department of Economic Security		
Grant Title:	Elder Abuse Prevention Interventions Program		
AFIS Grant#:	937470A	CFDA:	93.747A

	FY 2023 Actual	FY 2024 Estimate	FY 2025 Estimate
FTE Positions	0.8	-	-
Beginning Balance	-	(0.0)	(0.0)
Revenues			
New Federal Revenue	173.0	-	-
Pass Through Funds (From Other State Agencies)	-	-	-
Transfers and Other Funds (In)	-	-	-
Total Revenue	173.0	-	-
Expenditures			
Personal Services	42.9	-	-
Employee Related Expenses	20.1	-	-
Professional and Outside Services	37.8	-	-
Travel In-State	-	-	-
Travel Out-of-State	0.0	-	-
Food	-	-	-
Pass Through Funds (To Other State Agencies)	-	-	-
Pass Through Funds (To Non-State Agencies)	-	-	-
Aid to Individuals	-	-	-
Other Operating Expenses	72.2	-	-
Land Acquisition and Capital Projects	-	-	-
Capital and Non Capital Equipment	0.1	-	-
Cost Allocation / Indirect Costs	-	-	-
Transfers and Refunds (Out)	-	-	-
Total Expenditures	173.0	-	-
Ending Balance	(0.0)	(0.0)	(0.0)

Sources & Uses Details of All Grants

Agency:	DEA Department of Economic Security		
Grant Title:	Unemployment Insurance		
AFIS Grant#:	17225	CFDA:	17.225

	FY 2023 Actual	FY 2024 Estimate	FY 2025 Estimate
FTE Positions	447.0	254.0	254.0
Beginning Balance	-	-	-
Revenues			
New Federal Revenue	70,882.2	40,295.1	40,295.1
Pass Through Funds (From Other State Agencies)	-	-	-
Transfers and Other Funds (In)	-	-	-
Total Revenue	70,882.2	40,295.1	40,295.1
Expenditures			
Personal Services	33,629.5	19,117.7	19,117.7
Employee Related Expenses	14,540.7	8,266.1	8,266.1
Professional and Outside Services	6,767.8	3,847.3	3,847.3
Travel In-State	7.6	4.3	4.3
Travel Out-of-State	42.7	24.3	24.3
Food	-	-	-
Pass Through Funds (To Other State Agencies)	-	-	-
Pass Through Funds (To Non-State Agencies)	-	-	-
Aid to Individuals	285.8	162.5	162.5
Other Operating Expenses	15,437.7	8,776.0	8,776.0
Land Acquisition and Capital Projects	-	-	-
Capital and Non Capital Equipment	170.3	96.8	96.8
Cost Allocation / Indirect Costs	-	-	-
Transfers and Refunds (Out)	-	-	-
Total Expenditures	70,882.2	40,295.1	40,295.1
Ending Balance	-	-	-

Sources & Uses Details of All Grants

Agency:	DEA Department of Economic Security		
Grant Title:	Emergency Food Assistance Program (Administrative Costs)		
AFIS Grant#:	105680	CFDA:	10.568

	FY 2023 Actual	FY 2024 Estimate	FY 2025 Estimate
FTE Positions	3.1	1.1	1.1
Beginning Balance	-	-	(0.0)
Revenues			
New Federal Revenue	6,170.3	2,084.2	2,084.2
Pass Through Funds (From Other State Agencies)	-	-	-
Transfers and Other Funds (In)	-	-	-
Total Revenue	6,170.3	2,084.2	2,084.2
Expenditures			
Personal Services	165.6	55.9	55.9
Employee Related Expenses	63.3	21.4	21.4
Professional and Outside Services	17.3	5.9	5.9
Travel In-State	3.6	1.2	1.2
Travel Out-of-State	2.7	0.9	0.9
Food	-	-	-
Pass Through Funds (To Other State Agencies)	-	-	-
Pass Through Funds (To Non-State Agencies)	5,788.9	1,955.4	1,955.4
Aid to Individuals	-	-	-
Other Operating Expenses	126.6	42.7	42.7
Land Acquisition and Capital Projects	-	-	-
Capital and Non Capital Equipment	2.4	0.8	0.8
Cost Allocation / Indirect Costs	-	-	-
Transfers and Refunds (Out)	-	-	-
Total Expenditures	6,170.3	2,084.2	2,084.2
Ending Balance	-	(0.0)	(0.0)

Sources & Uses Details of All Grants

Agency:	DEA Department of Economic Security		
Grant Title:	Emergency Solutions Grant Program		
AFIS Grant#:	142310	CFDA:	14.231

	FY 2023 Actual	FY 2024 Estimate	FY 2025 Estimate
FTE Positions	3.2	1.7	1.7
Beginning Balance	-	-	0.0
Revenues			
New Federal Revenue	5,742.0	3,138.0	3,138.0
Pass Through Funds (From Other State Agencies)	-	-	-
Transfers and Other Funds (In)	-	-	-
Total Revenue	5,742.0	3,138.0	3,138.0
Expenditures			
Personal Services	167.7	91.6	91.6
Employee Related Expenses	60.7	33.1	33.1
Professional and Outside Services	119.5	65.3	65.3
Travel In-State	0.7	0.4	0.4
Travel Out-of-State	0.1	0.1	0.1
Food	-	-	-
Pass Through Funds (To Other State Agencies)	-	-	-
Pass Through Funds (To Non-State Agencies)	5,357.5	2,927.9	2,927.9
Aid to Individuals	-	-	-
Other Operating Expenses	33.2	18.1	18.1
Land Acquisition and Capital Projects	-	-	-
Capital and Non Capital Equipment	2.6	1.4	1.4
Cost Allocation / Indirect Costs	-	-	-
Transfers and Refunds (Out)	-	-	-
Total Expenditures	5,742.0	3,138.0	3,138.0
Ending Balance	-	0.0	0.0

Sources & Uses Details of All Grants

Agency:	DEA Department of Economic Security		
Grant Title:	WIOA Adult Program		
AFIS Grant#:	172580	CFDA:	17.258

	FY 2023 Actual	FY 2024 Estimate	FY 2025 Estimate
FTE Positions	10.0	10.0	10.0
Beginning Balance	27,648.2	25,988.8	23,757.1
Revenues			
New Federal Revenue	26,956.7	26,956.7	26,956.7
Pass Through Funds (From Other State Agencies)	-	-	-
Transfers and Other Funds (In)	-	-	-
Total Revenue	26,956.7	26,956.7	26,956.7
Expenditures			
Personal Services	1,475.9	1,505.4	1,505.4
Employee Related Expenses	533.5	544.1	544.1
Professional and Outside Services	6.4	6.6	6.6
Travel In-State	2.3	2.4	2.4
Travel Out-of-State	0.2	0.2	0.2
Food	-	-	-
Pass Through Funds (To Other State Agencies)	-	-	-
Pass Through Funds (To Non-State Agencies)	-	-	-
Aid to Individuals	23,948.2	24,427.2	24,427.2
Other Operating Expenses	2,636.6	2,689.3	2,689.3
Land Acquisition and Capital Projects	-	-	-
Capital and Non Capital Equipment	13.0	13.3	13.3
Cost Allocation / Indirect Costs	-	-	-
Transfers and Refunds (Out)	-	-	-
Total Expenditures	28,616.1	29,188.4	29,188.4
Ending Balance	25,988.8	23,757.1	21,525.4

Sources & Uses Details of All Grants

Agency:	DEA Department of Economic Security		
Grant Title:	WIOA Dislocated Worker Formula Grants		
AFIS Grant#:	172780	CFDA:	17.278

	FY 2023 Actual	FY 2024 Estimate	FY 2025 Estimate
FTE Positions	12.0	12.0	12.0
Beginning Balance	48,756.6	55,291.1	61,283.9
Revenues			
New Federal Revenue	33,622.8	33,622.8	33,622.8
Pass Through Funds (From Other State Agencies)	-	-	-
Transfers and Other Funds (In)	-	-	-
Total Revenue	33,622.8	33,622.8	33,622.8
Expenditures			
Personal Services	1,980.4	2,020.0	2,020.0
Employee Related Expenses	810.6	826.8	826.8
Professional and Outside Services	795.0	810.9	810.9
Travel In-State	2.5	2.5	2.5
Travel Out-of-State	11.3	11.6	11.6
Food	-	-	-
Pass Through Funds (To Other State Agencies)	-	-	-
Pass Through Funds (To Non-State Agencies)	-	-	-
Aid to Individuals	18,221.3	18,585.7	18,585.7
Other Operating Expenses	4,913.7	5,012.0	5,012.0
Land Acquisition and Capital Projects	-	-	-
Capital and Non Capital Equipment	353.4	360.4	360.4
Cost Allocation / Indirect Costs	-	-	-
Transfers and Refunds (Out)	-	-	-
Total Expenditures	27,088.3	27,630.1	27,630.1
Ending Balance	55,291.1	61,283.9	67,276.6

Sources & Uses Details of All Grants

Agency:	DEA Department of Economic Security		
Grant Title:	Temporary Labor Certification for Foreign Workers		
AFIS Grant#:	172723	CFDA:	17.273

	FY 2023 Actual	FY 2024 Estimate	FY 2025 Estimate
FTE Positions	2.0	2.0	2.0
Beginning Balance	-	(0.0)	(0.0)
Revenues			
New Federal Revenue	293.8	341.2	341.2
Pass Through Funds (From Other State Agencies)	-	-	-
Transfers and Other Funds (In)	-	-	-
Total Revenue	293.8	341t2	341t2
Expenditures			
Personal Services	153.6	178.1	178.1
Employee Related Expenses	66.6	77.5	77.5
Professional and Outside Services	57.0	66.4	66.4
Travel In-State	5.3	6.1	6.1
Travel Out-of-State	-	-	-
Food	-	-	-
Pass Through Funds (To Other State Agencies)	-	-	-
Pass Through Funds (To Non-State Agencies)	-	-	-
Aid to Individuals	-	-	-
Other Operating Expenses	6.5	7.6	7.6
Land Acquisition and Capital Projects	-	-	-
Capital and Non Capital Equipment	4.7	5.5	5.5
Cost Allocation / Indirect Costs	-	-	-
Transfers and Refunds (Out)	-	-	-
Total Expenditures	293.8	341t2	341t2
Ending Balance	(0.0)	(0.0)	(0.0)

Sources & Uses Details of All Grants

Agency:	DEA Department of Economic Security		
Grant Title:	Work Opportunity Tax Credit Program (WOTC)		
AFIS Grant#:	172710	CFDA:	17.271

	FY 2023 Actual	FY 2024 Estimate	FY 2025 Estimate
FTE Positions	2.0	4.0	2.0
Beginning Balance	89.8	196.6	0.0
Revenues			
New Federal Revenue	344.4	327.1	309.9
Pass Through Funds (From Other State Agencies)	-	-	-
Transfers and Other Funds (In)	-	-	-
Total Revenue	344.4	327.1	309.9
Expenditures			
Personal Services	97.3	214.4	126.9
Employee Related Expenses	59.6	131.5	77.8
Professional and Outside Services	29.5	65.1	38.5
Travel In-State	0.1	0.1	0.1
Travel Out-of-State	0.4	0.9	0.5
Food	-	-	-
Pass Through Funds (To Other State Agencies)	-	-	-
Pass Through Funds (To Non-State Agencies)	-	-	-
Aid to Individuals	-	-	-
Other Operating Expenses	45.0	99.2	58.7
Land Acquisition and Capital Projects	-	-	-
Capital and Non Capital Equipment	5.7	12.5	7.4
Cost Allocation / Indirect Costs	-	-	-
Transfers and Refunds (Out)	-	-	-
Total Expenditures	237.5	523.7	309.9
Ending Balance	196.6	0.0	0.0

Sources & Uses Details of All Grants

Agency:	DEA Department of Economic Security		
Grant Title:	Trade Adjustment Assistance		
AFIS Grant#:	172450	CFDA:	17.245

	FY 2023 Actual	FY 2024 Estimate	FY 2025 Estimate
FTE Positions	4.0	3.0	3.0
Beginning Balance	7,426.2	7,606.2	7,869.5
Revenues			
New Federal Revenue	730.4	715.8	708.5
Pass Through Funds (From Other State Agencies)	-	-	-
Transfers and Other Funds (In)	-	-	-
Total Revenue	730.4	715.8	708.5
Expenditures			
Personal Services	283.4	233.0	233.0
Employee Related Expenses	145.1	119.3	119.3
Professional and Outside Services	9.3	7.7	7.7
Travel In-State	0.0	0.0	0.0
Travel Out-of-State	0.4	0.3	0.3
Food	-	-	-
Pass Through Funds (To Other State Agencies)	-	-	-
Pass Through Funds (To Non-State Agencies)	-	-	-
Aid to Individuals	65.3	53.7	53.7
Other Operating Expenses	41.1	33.8	33.8
Land Acquisition and Capital Projects	-	-	-
Capital and Non Capital Equipment	5.8	4.8	4.8
Cost Allocation / Indirect Costs	-	-	-
Transfers and Refunds (Out)	-	-	-
Total Expenditures	550.4	452.5	452.5
Ending Balance	7,606.2	7,869.5	8,125.5

Sources & Uses Details of All Grants

Agency:	DEA Department of Economic Security		
Grant Title:	Senior Community Service Employment Program		
AFIS Grant#:	172350	CFDA:	17.235

	FY 2023 Actual	FY 2024 Estimate	FY 2025 Estimate
FTE Positions	1.0	1.0	1.0
Beginning Balance	-	0.0	0.0
Revenues			
New Federal Revenue	845.5	1,060.8	1,060.8
Pass Through Funds (From Other State Agencies)	-	-	-
Transfers and Other Funds (In)	-	-	-
Total Revenue	845.5	1,060.8	1,060.8
Expenditures			
Personal Services	75.3	94.4	94.4
Employee Related Expenses	27.2	34.1	34.1
Professional and Outside Services	0.4	0.5	0.5
Travel In-State	0.0	0.0	0.0
Travel Out-of-State	0.0	0.0	0.0
Food	-	-	-
Pass Through Funds (To Other State Agencies)	-	-	-
Pass Through Funds (To Non-State Agencies)	-	-	-
Aid to Individuals	741.1	929.7	929.7
Other Operating Expenses	1.4	1.8	1.8
Land Acquisition and Capital Projects	-	-	-
Capital and Non Capital Equipment	0.1	0.2	0.2
Cost Allocation / Indirect Costs	-	-	-
Transfers and Refunds (Out)	-	-	-
Total Expenditures	845.5	1,060.8	1,060.8
Ending Balance	0.0	0.0	0.0

Sources & Uses Details of All Grants

Agency:	DEA Department of Economic Security		
Grant Title:	Jobs for Veterans State Grants		
AFIS Grant#:	178010	CFDA:	17.801

	FY 2023 Actual	FY 2024 Estimate	FY 2025 Estimate
FTE Positions	37.0	39.5	41.9
Beginning Balance	1,787.3	2,335.3	2,479.2
Revenues			
New Federal Revenue	4,668.3	4,511.4	4,511.4
Pass Through Funds (From Other State Agencies)	-	-	-
Transfers and Other Funds (In)	-	-	-
Total Revenue	4,668.3	4,511.4	4,511.4
Expenditures			
Personal Services	2,350.3	2,491.3	2,640.8
Employee Related Expenses	972.6	1,031.0	1,092.8
Professional and Outside Services	105.8	112.2	118.9
Travel In-State	14.5	15.4	16.3
Travel Out-of-State	3.2	3.4	3.6
Food	-	-	-
Pass Through Funds (To Other State Agencies)	-	-	-
Pass Through Funds (To Non-State Agencies)	-	-	-
Aid to Individuals	0.2	0.3	0.3
Other Operating Expenses	626.6	664.2	704.0
Land Acquisition and Capital Projects	-	-	-
Capital and Non Capital Equipment	47.0	49.8	52.8
Cost Allocation / Indirect Costs	-	-	-
Transfers and Refunds (Out)	-	-	-
Total Expenditures	4,120.3	4,367.5	4,629.5
Ending Balance	2,335.3	2,479.2	2,361.1

Sources & Uses Details of All Grants

Agency:	DEA Department of Economic Security		
Grant Title:	Rehabilitation Services Vocational Rehabilitation Grants to States		
AFIS Grant#:	841260	CFDA:	84.126

	FY 2023 Actual	FY 2024 Estimate	FY 2025 Estimate
FTE Positions	515.0	515.0	515.0
Beginning Balance	60,500.8	60,236.3	51,856.4
Revenues			
New Federal Revenue	83,037.8	76,588.7	83,037.8
Pass Through Funds (From Other State Agencies)	-	-	-
Transfers and Other Funds (In)	-	-	-
Total Revenue	83,037.8	76,588.7	83,037.8
Expenditures			
Personal Services	17,350.4	17,697.6	18,051.5
Employee Related Expenses	7,739.4	7,894.2	8,052.1
Professional and Outside Services	5,052.6	5,153.6	5,256.7
Travel In-State	32.4	33.1	33.7
Travel Out-of-State	44.8	45.7	46.6
Food	-	-	-
Pass Through Funds (To Other State Agencies)	-	-	-
Pass Through Funds (To Non-State Agencies)	-	-	-
Aid to Individuals	45,451.1	46,360.1	47,287.3
Other Operating Expenses	7,211.8	7,356.0	7,503.1
Land Acquisition and Capital Projects	34.9	35.6	36.3
Capital and Non Capital Equipment	384.9	392.6	400.5
Cost Allocation / Indirect Costs	-	-	-
Transfers and Refunds (Out)	-	-	-
Total Expenditures	83,302.3	84,968.5	86,667.9
Ending Balance	60,236.3	51,856.4	48,226.2

Sources & Uses Details of All Grants

Agency:	DEA Department of Economic Security		
Grant Title:	ACL Independent Living State Grants		
AFIS Grant#:	933690	CFDA:	93.369

	FY 2023 Actual	FY 2024 Estimate	FY 2025 Estimate
FTE Positions	-	-	-
Beginning Balance	-	-	-
Revenues			
New Federal Revenue	483.2	399.4	399.4
Pass Through Funds (From Other State Agencies)	-	-	-
Transfers and Other Funds (In)	-	-	-
Total Revenue	483.2	399.4	399.4
Expenditures			
Personal Services	-	-	-
Employee Related Expenses	-	-	-
Professional and Outside Services	-	-	-
Travel In-State	-	-	-
Travel Out-of-State	-	-	-
Food	-	-	-
Pass Through Funds (To Other State Agencies)	-	-	-
Pass Through Funds (To Non-State Agencies)	-	-	-
Aid to Individuals	483.2	399.4	399.4
Other Operating Expenses	-	-	-
Land Acquisition and Capital Projects	-	-	-
Capital and Non Capital Equipment	-	-	-
Cost Allocation / Indirect Costs	-	-	-
Transfers and Refunds (Out)	-	-	-
Total Expenditures	483.2	399.4	399.4
Ending Balance	-	-	-

Sources & Uses Details of All Grants

Agency:	DEA Department of Economic Security		
Grant Title:	Rehabilitation Services Independent Living Services for Older Individuals Who are Blind		
AFIS Grant#:	841770	CFDA:	84.177

	FY 2023 Actual	FY 2024 Estimate	FY 2025 Estimate
FTE Positions	7.0	7.0	7.0
Beginning Balance	106.4	(0.0)	(0.0)
Revenues			
New Federal Revenue	794.1	683.8	690.6
Pass Through Funds (From Other State Agencies)	-	-	-
Transfers and Other Funds (In)	-	-	-
Total Revenue	794.1	683.8	690.6
Expenditures			
Personal Services	105.1	79.8	80.6
Employee Related Expenses	43.7	33.2	33.5
Professional and Outside Services	1.5	1.1	1.1
Travel In-State	0.5	0.4	0.4
Travel Out-of-State	0.2	0.2	0.2
Food	-	-	-
Pass Through Funds (To Other State Agencies)	-	-	-
Pass Through Funds (To Non-State Agencies)	-	-	-
Aid to Individuals	739.9	561.9	567.5
Other Operating Expenses	9.1	6.9	7.0
Land Acquisition and Capital Projects	-	-	-
Capital and Non Capital Equipment	0.5	0.4	0.4
Cost Allocation / Indirect Costs	-	-	-
Transfers and Refunds (Out)	-	-	-
Total Expenditures	900.5	683.8	690.6
Ending Balance	(0.0)	(0.0)	(0.0)

Sources & Uses Details of All Grants

Agency:	DEA Department of Economic Security		
Grant Title:	Special Education-Grants for Infants and Families		
AFIS Grant#:	841810	CFDA:	84.181

	FY 2023 Actual	FY 2024 Estimate	FY 2025 Estimate
FTE Positions	15.0	15.0	15.0
Beginning Balance	9,086.0	11,164.4	5,582.2
Revenues			
New Federal Revenue	10,163.3	10,652.0	10,652.0
Pass Through Funds (From Other State Agencies)	-	-	-
Transfers and Other Funds (In)	-	-	-
Total Revenue	10,163.3	10,652.0	10,652.0
Expenditures			
Personal Services	804.3	804.3	804.3
Employee Related Expenses	353.5	353.5	353.5
Professional and Outside Services	755.1	755.1	755.1
Travel In-State	0.1	0.1	0.1
Travel Out-of-State	-	-	-
Food	-	-	-
Pass Through Funds (To Other State Agencies)	-	-	-
Pass Through Funds (To Non-State Agencies)	-	-	-
Aid to Individuals	5,886.3	14,035.5	14,035.5
Other Operating Expenses	285.6	285.6	285.6
Land Acquisition and Capital Projects	-	-	-
Capital and Non Capital Equipment	-	-	-
Cost Allocation / Indirect Costs	-	-	-
Transfers and Refunds (Out)	-	-	-
Total Expenditures	8,084.9	16,234.1	16,234.1
Ending Balance	11,164.4	5,582.2	(0.0)

Sources & Uses Details of All Grants

Agency:	DEA Department of Economic Security		
Grant Title:	Supported Employment Services for Individuals with the Most Significant Disabilities		
AFIS Grant#:	841870	CFDA:	84.187

	FY 2023 Actual	FY 2024 Estimate	FY 2025 Estimate
FTE Positions	-	-	-
Beginning Balance	-	23.8	-
Revenues			
New Federal Revenue	23.8	368.6	368.6
Pass Through Funds (From Other State Agencies)	-	-	-
Transfers and Other Funds (In)	-	-	-
Total Revenue	23.8	368.6	368.6
Expenditures			
Personal Services	-	-	-
Employee Related Expenses	-	-	-
Professional and Outside Services	-	-	-
Travel In-State	-	-	-
Travel Out-of-State	-	-	-
Food	-	-	-
Pass Through Funds (To Other State Agencies)	-	-	-
Pass Through Funds (To Non-State Agencies)	-	-	-
Aid to Individuals	-	392.4	368.6
Other Operating Expenses	-	-	-
Land Acquisition and Capital Projects	-	-	-
Capital and Non Capital Equipment	-	-	-
Cost Allocation / Indirect Costs	-	-	-
Transfers and Refunds (Out)	-	-	-
Total Expenditures	-	392.4	368.6
Ending Balance	23.8	-	-

Sources & Uses Details of All Grants

Agency:	DEA Department of Economic Security		
Grant Title:	Special Programs for the Aging, Title VII, Chapter 3, Programs for Prevention of Elder Abuse, Neglect, and Exploitation		
AFIS Grant#:	930410	CFDA:	93.041

	FY 2023 Actual	FY 2024 Estimate	FY 2025 Estimate
FTE Positions	0.4	0.4	0.4
Beginning Balance	-	-	-
Revenues			
New Federal Revenue	73.0	79.7	79.7
Pass Through Funds (From Other State Agencies)	-	-	-
Transfers and Other Funds (In)	-	-	-
Total Revenue	73.0	79.7	79.7
Expenditures			
Personal Services	18.8	20.5	20.5
Employee Related Expenses	5.5	6.0	6.0
Professional and Outside Services	-	-	-
Travel In-State	-	-	-
Travel Out-of-State	-	-	-
Food	-	-	-
Pass Through Funds (To Other State Agencies)	-	-	-
Pass Through Funds (To Non-State Agencies)	48.7	53.1	53.1
Aid to Individuals	-	-	-
Other Operating Expenses	-	-	-
Land Acquisition and Capital Projects	-	-	-
Capital and Non Capital Equipment	-	-	-
Cost Allocation / Indirect Costs	-	-	-
Transfers and Refunds (Out)	-	-	-
Total Expenditures	73.0	79.7	79.7
Ending Balance	-	-	-

Sources & Uses Details of All Grants

Agency:	DEA Department of Economic Security		
Grant Title:	Special Programs for the Aging, Title VII, Chapter 2, Long Term Care Ombudsman Services for Older Individuals		
AFIS Grant#:	930420	CFDA:	93.042

	FY 2023 Actual	FY 2024 Estimate	FY 2025 Estimate
FTE Positions	0.3	0.3	0.3
Beginning Balance	-	-	(0.0)
Revenues			
New Federal Revenue	555.6	479.6	428.8
Pass Through Funds (From Other State Agencies)	-	-	-
Transfers and Other Funds (In)	-	-	-
Total Revenue	555.6	479.6	428.8
Expenditures			
Personal Services	17.0	14.7	13.1
Employee Related Expenses	5.7	4.9	4.4
Professional and Outside Services	0.4	0.4	0.3
Travel In-State	0.0	0.0	0.0
Travel Out-of-State	0.0	0.0	0.0
Food	-	-	-
Pass Through Funds (To Other State Agencies)	-	-	-
Pass Through Funds (To Non-State Agencies)	462.8	399.5	357.2
Aid to Individuals	-	-	-
Other Operating Expenses	69.6	60.1	53.7
Land Acquisition and Capital Projects	-	-	-
Capital and Non Capital Equipment	0.0	0.0	0.0
Cost Allocation / Indirect Costs	-	-	-
Transfers and Refunds (Out)	-	-	-
Total Expenditures	555.6	479.6	428.8
Ending Balance	-	(0.0)	-

Sources & Uses Details of All Grants

Agency:	DEA Department of Economic Security		
Grant Title:	Special Programs for the Aging, Title III, Part D, Disease Prevention and Health Promotion Services		
AFIS Grant#:	930430	CFDA:	93.043

	FY 2023 Actual	FY 2024 Estimate	FY 2025 Estimate
FTE Positions	-	-	-
Beginning Balance	-	-	-
Revenues			
New Federal Revenue	971.8	688.5	688.5
Pass Through Funds (From Other State Agencies)	-	-	-
Transfers and Other Funds (In)	-	-	-
Total Revenue	971.8	688.5	688.5
Expenditures			
Personal Services	-	-	-
Employee Related Expenses	-	-	-
Professional and Outside Services	-	-	-
Travel In-State	-	-	-
Travel Out-of-State	-	-	-
Food	-	-	-
Pass Through Funds (To Other State Agencies)	-	-	-
Pass Through Funds (To Non-State Agencies)	971.8	688.5	688.5
Aid to Individuals	-	-	-
Other Operating Expenses	-	-	-
Land Acquisition and Capital Projects	-	-	-
Capital and Non Capital Equipment	-	-	-
Cost Allocation / Indirect Costs	-	-	-
Transfers and Refunds (Out)	-	-	-
Total Expenditures	971.8	688.5	688.5
Ending Balance	-	-	-

Sources & Uses Details of All Grants

Agency:	DEA Department of Economic Security		
Grant Title:	Special Programs for the Aging, Title III, Part B, Grants for Supportive Services and Senior Centers		
AFIS Grant#:	930440	CFDA:	93.044

	FY 2023 Actual	FY 2024 Estimate	FY 2025 Estimate
FTE Positions	2.7	2.4	2.4
Beginning Balance	-	-	-
Revenues			
New Federal Revenue	16,885.8	14,898.4	12,949.9
Pass Through Funds (From Other State Agencies)	-	-	-
Transfers and Other Funds (In)	-	-	-
Total Revenue	16,885.8	14,898.4	12,949.9
Expenditures			
Personal Services	141.3	124.7	124.7
Employee Related Expenses	50.5	44.6	44.6
Professional and Outside Services	5.8	5.1	5.1
Travel In-State	1.7	1.5	1.5
Travel Out-of-State	3.9	3.5	3.5
Food	-	-	-
Pass Through Funds (To Other State Agencies)	-	-	-
Pass Through Funds (To Non-State Agencies)	16,626.6	14,669.7	12,721.2
Aid to Individuals	-	-	-
Other Operating Expenses	53.1	46.9	46.9
Land Acquisition and Capital Projects	-	-	-
Capital and Non Capital Equipment	2.7	2.4	2.4
Cost Allocation / Indirect Costs	-	-	-
Transfers and Refunds (Out)	-	-	-
Total Expenditures	16,885.8	14,898.4	12,949.9
Ending Balance	-	-	-

Sources & Uses Details of All Grants

Agency:	DEA Department of Economic Security		
Grant Title:	Special Programs for the Aging, Title III, Part C, Nutrition Services		
AFIS Grant#:	930450	CFDA:	93.045

	FY 2023 Actual	FY 2024 Estimate	FY 2025 Estimate
FTE Positions	8.3	4.8	4.8
Beginning Balance	-	-	0.0
Revenues			
New Federal Revenue	21,505.7	12,583.3	12,583.3
Pass Through Funds (From Other State Agencies)	-	-	-
Transfers and Other Funds (In)	-	-	-
Total Revenue	21,505.7	12,583.3	12,583.3
Expenditures			
Personal Services	437.6	256.1	256.1
Employee Related Expenses	163.2	95.5	95.5
Professional and Outside Services	38.3	22.4	22.4
Travel In-State	1.2	0.7	0.7
Travel Out-of-State	0.8	0.4	0.4
Food	-	-	-
Pass Through Funds (To Other State Agencies)	-	-	-
Pass Through Funds (To Non-State Agencies)	20,557.1	12,028.3	12,028.3
Aid to Individuals	-	-	-
Other Operating Expenses	299.5	175.2	175.2
Land Acquisition and Capital Projects	-	-	-
Capital and Non Capital Equipment	8.0	4.7	4.7
Cost Allocation / Indirect Costs	-	-	-
Transfers and Refunds (Out)	-	-	-
Total Expenditures	21,505.7	12,583.3	12,583.3
Ending Balance	-	0.0	0.0

Sources & Uses Details of All Grants

Agency:	DEA Department of Economic Security		
Grant Title:	Temporary Assistance for Needy Families		
AFIS Grant#:	935580	CFDA:	93.558

	FY 2023 Actual	FY 2024 Estimate	FY 2025 Estimate
FTE Positions	374.0	374.0	374.0
Beginning Balance	21,287.3	19,108.9	16,930.5
Revenues			
New Federal Revenue	64,412.8	64,412.8	68,912.8
Pass Through Funds (From Other State Agencies)	-	-	-
Transfers and Other Funds (In)	-	-	-
Total Revenue	64,412.8	64,412.8	68,912.8
Expenditures			
Personal Services	11,532.6	11,531.5	11,531.5
Employee Related Expenses	3,722.6	3,725.2	3,725.2
Professional and Outside Services	1,799.1	1,592.6	1,592.6
Travel In-State	11.0	11.8	11.8
Travel Out-of-State	8.7	8.7	8.7
Food	-	-	-
Pass Through Funds (To Other State Agencies)	-	-	-
Pass Through Funds (To Non-State Agencies)	-	-	-
Aid to Individuals	44,825.1	44,825.1	49,325.1
Other Operating Expenses	4,523.4	4,697.4	4,697.4
Land Acquisition and Capital Projects	-	-	-
Capital and Non Capital Equipment	168.7	199.0	199.0
Cost Allocation / Indirect Costs	-	-	-
Transfers and Refunds (Out)	-	-	-
Total Expenditures	66,591.2	66,591.2	71,091.2
Ending Balance	19,108.9	16,930.5	14,752.1

Sources & Uses Details of All Grants

Agency:	DEA Department of Economic Security		
Grant Title:	Child Support Enforcement		
AFIS Grant#:	935630	CFDA:	93.563

	FY 2023 Actual	FY 2024 Estimate	FY 2025 Estimate
FTE Positions	453.3	362.8	362.8
Beginning Balance	-	-	-
Revenues			
New Federal Revenue	63,445.8	50,781.4	50,781.4
Pass Through Funds (From Other State Agencies)	-	-	-
Transfers and Other Funds (In)	-	-	-
Total Revenue	63,445.8	50,781t4	50,781t4
Expenditures			
Personal Services	24,023.2	19,227.9	19,227.9
Employee Related Expenses	9,053.3	7,246.1	7,246.1
Professional and Outside Services	16,138.7	12,917.3	12,917.3
Travel In-State	9.1	7.3	7.3
Travel Out-of-State	14.1	11.3	11.3
Food	-	-	-
Pass Through Funds (To Other State Agencies)	-	-	-
Pass Through Funds (To Non-State Agencies)	4,112.0	3,291.2	3,291.2
Aid to Individuals	-	-	-
Other Operating Expenses	9,424.5	7,543.2	7,543.2
Land Acquisition and Capital Projects	-	-	-
Capital and Non Capital Equipment	671.0	537.0	537.0
Cost Allocation / Indirect Costs	-	-	-
Transfers and Refunds (Out)	-	-	-
Total Expenditures	63,445.8	50,781t4	50,781t4
Ending Balance	-	-	-

Sources & Uses Details of All Grants

Agency:	DEA Department of Economic Security		
Grant Title:	Refugee and Entrant Assistance State/Replacement Designee Administered Programs		
AFIS Grant#:	935660A	CFDA:	93.566A

	FY 2023 Actual	FY 2024 Estimate	FY 2025 Estimate
FTE Positions	31.5	37.8	37.8
Beginning Balance	-	-	0.0
Revenues			
New Federal Revenue	18,513.7	22,216.5	26,659.8
Pass Through Funds (From Other State Agencies)	-	-	-
Transfers and Other Funds (In)	-	-	-
Total Revenue	18,513.7	22,216.5	26,659.8
Expenditures			
Personal Services	1,671.2	2,005.5	2,406.6
Employee Related Expenses	622.4	746.9	896.3
Professional and Outside Services	165.5	198.6	238.3
Travel In-State	2.3	2.7	3.3
Travel Out-of-State	9.7	11.7	14.0
Food	-	-	-
Pass Through Funds (To Other State Agencies)	-	-	-
Pass Through Funds (To Non-State Agencies)	15,201.9	18,242.3	21,890.7
Aid to Individuals	574.8	689.7	827.7
Other Operating Expenses	238.5	286.1	343.4
Land Acquisition and Capital Projects	-	-	-
Capital and Non Capital Equipment	27.5	33.0	39.6
Cost Allocation / Indirect Costs	-	-	-
Transfers and Refunds (Out)	-	-	-
Total Expenditures	18,513.7	22,216.5	26,659.8
Ending Balance	-	0.0	0.0

Sources & Uses Details of All Grants

Agency:	DEA Department of Economic Security		
Grant Title:	Low-Income Home Energy Assistance		
AFIS Grant#:	935680	CFDA:	93.568

	FY 2023 Actual	FY 2024 Estimate	FY 2025 Estimate
FTE Positions	19.7	20.7	20.7
Beginning Balance	-	-	-
Revenues			
New Federal Revenue	44,659.7	46,892.7	46,892.7
Pass Through Funds (From Other State Agencies)	-	-	-
Transfers and Other Funds (In)	-	-	-
Total Revenue	44,659.7	46,892.7	46,892.7
Expenditures			
Personal Services	1,044.3	1,096.6	1,096.6
Employee Related Expenses	374.8	393.6	393.6
Professional and Outside Services	682.9	717.0	717.0
Travel In-State	0.4	0.5	0.5
Travel Out-of-State	11.3	11.9	11.9
Food	-	-	-
Pass Through Funds (To Other State Agencies)	-	-	-
Pass Through Funds (To Non-State Agencies)	42,170.3	44,278.8	44,278.8
Aid to Individuals	297.5	312.4	312.4
Other Operating Expenses	70.7	74.2	74.2
Land Acquisition and Capital Projects	-	-	-
Capital and Non Capital Equipment	7.4	7.8	7.8
Cost Allocation / Indirect Costs	-	-	-
Transfers and Refunds (Out)	-	-	-
Total Expenditures	44,659.7	46,892.7	46,892.7
Ending Balance	-	-	-

Sources & Uses Details of All Grants

Agency:	DEA Department of Economic Security		
Grant Title:	Child Care Mandatory and Matching Funds of the Child Care and Development Fund		
AFIS Grant#:	935960	CFDA:	93.596

	FY 2023 Actual	FY 2024 Estimate	FY 2025 Estimate
FTE Positions	-	-	-
Beginning Balance	0.0	0.0	(0.0)
Revenues			
New Federal Revenue	68,742.7	66,913.5	69,590.0
Pass Through Funds (From Other State Agencies)	-	-	-
Transfers and Other Funds (In)	-	-	-
Total Revenue	68,742.7	66,913.5	69,590.0
Expenditures			
Personal Services	-	0.0	0.0
Employee Related Expenses	-	0.0	-
Professional and Outside Services	-	0.0	-
Travel In-State	-	0.0	0.0
Travel Out-of-State	-	0.0	0.0
Food	-	-	-
Pass Through Funds (To Other State Agencies)	-	-	-
Pass Through Funds (To Non-State Agencies)	-	-	-
Aid to Individuals	68,742.7	66,913.5	69,590.0
Other Operating Expenses	-	0.0	0.0
Land Acquisition and Capital Projects	-	-	-
Capital and Non Capital Equipment	-	-	(0.0)
Cost Allocation / Indirect Costs	-	-	-
Transfers and Refunds (Out)	-	-	-
Total Expenditures	68,742.7	66,913.5	69,590.0
Ending Balance	0.0	(0.0)	(0.0)

Sources & Uses Details of All Grants

Agency:	DEA Department of Economic Security		
Grant Title:	Developmental Disabilities Basic Support and Advocacy Grants		
AFIS Grant#:	936300	CFDA:	93.630

	FY 2023 Actual	FY 2024 Estimate	FY 2025 Estimate
FTE Positions	6.0	6.0	6.0
Beginning Balance	-	-	-
Revenues			
New Federal Revenue	1,536.0	1,566.7	1,566.7
Pass Through Funds (From Other State Agencies)	-	-	-
Transfers and Other Funds (In)	-	-	-
Total Revenue	1,536.0	1,566.7	1,566.7
Expenditures			
Personal Services	445.2	454.1	454.1
Employee Related Expenses	189.3	193.1	193.1
Professional and Outside Services	54.8	55.9	55.9
Travel In-State	1.5	1.5	1.5
Travel Out-of-State	-	-	-
Food	-	-	-
Pass Through Funds (To Other State Agencies)	-	-	-
Pass Through Funds (To Non-State Agencies)	-	-	-
Aid to Individuals	743.8	758.7	758.7
Other Operating Expenses	100.7	102.7	102.7
Land Acquisition and Capital Projects	-	-	-
Capital and Non Capital Equipment	0.7	0.8	0.8
Cost Allocation / Indirect Costs	-	-	-
Transfers and Refunds (Out)	-	-	-
Total Expenditures	1,536.0	1,566.7	1,566.7
Ending Balance	-	-	-

Sources & Uses Details of All Grants

Agency:	DEA Department of Economic Security		
Grant Title:	Social Services Block Grant		
AFIS Grant#:	936670	CFDA:	93.667

	FY 2023 Actual	FY 2024 Estimate	FY 2025 Estimate
FTE Positions	4.6	4.6	4.7
Beginning Balance	-	(0.0)	(0.0)
Revenues			
New Federal Revenue	35,812.7	35,903.6	36,262.7
Pass Through Funds (From Other State Agencies)	-	-	-
Transfers and Other Funds (In)	-	-	-
Total Revenue	35,812.7	35,903.6	36,262.7
Expenditures			
Personal Services	298.7	299.5	302.5
Employee Related Expenses	112.1	112.4	113.5
Professional and Outside Services	42.8	42.9	43.3
Travel In-State	0.5	0.5	0.5
Travel Out-of-State	0.2	0.2	0.2
Food	-	-	-
Pass Through Funds (To Other State Agencies)	20,422.5	20,474.4	20,679.1
Pass Through Funds (To Non-State Agencies)	14,611.1	14,648.2	14,794.7
Aid to Individuals	139.1	139.5	140.9
Other Operating Expenses	174.2	174.7	176.4
Land Acquisition and Capital Projects	-	-	-
Capital and Non Capital Equipment	11.5	11.5	11.6
Cost Allocation / Indirect Costs	-	-	-
Transfers and Refunds (Out)	-	-	-
Total Expenditures	35,812.7	35,903.6	36,262.7
Ending Balance	(0.0)	(0.0)	(0.0)

Sources & Uses Details of All Grants

Agency:	DEA Department of Economic Security		
Grant Title:	Social Security Disability Insurance		
AFIS Grant#:	960010	CFDA:	96.001

	FY 2023 Actual	FY 2024 Estimate	FY 2025 Estimate
FTE Positions	293.0	298.0	298.0
Beginning Balance	-	-	-
Revenues			
New Federal Revenue	49,326.1	50,322.5	50,322.5
Pass Through Funds (From Other State Agencies)	-	-	-
Transfers and Other Funds (In)	-	-	-
Total Revenue	49,326.1	50,322.5	50,322.5
Expenditures			
Personal Services	24,331.3	24,822.8	24,822.8
Employee Related Expenses	9,380.4	9,569.8	9,569.8
Professional and Outside Services	434.9	443.6	443.6
Travel In-State	9.0	9.1	9.1
Travel Out-of-State	4.6	4.7	4.7
Food	-	-	-
Pass Through Funds (To Other State Agencies)	-	-	-
Pass Through Funds (To Non-State Agencies)	-	-	-
Aid to Individuals	11,536.5	11,769.5	11,769.5
Other Operating Expenses	3,543.6	3,615.2	3,615.2
Land Acquisition and Capital Projects	-	-	-
Capital and Non Capital Equipment	85.8	87.6	87.6
Cost Allocation / Indirect Costs	-	-	-
Transfers and Refunds (Out)	-	-	-
Total Expenditures	49,326.1	50,322.5	50,322.5
Ending Balance	-	-	-

Sources & Uses Details of All Grants

Agency:	DEA Department of Economic Security		
Grant Title:	Social Security Disability Insurance		
AFIS Grant#:	960010A	CFDA:	96.001

	FY 2023 Actual	FY 2024 Estimate	FY 2025 Estimate
FTE Positions	-	-	-
Beginning Balance	-	-	-
Revenues			
New Federal Revenue	4,333.4	4,376.7	4,376.7
Pass Through Funds (From Other State Agencies)	-	-	-
Transfers and Other Funds (In)	-	-	-
Total Revenue	4,333.4	4,376.7	4,376.7
Expenditures			
Personal Services	-	-	-
Employee Related Expenses	-	-	-
Professional and Outside Services	-	-	-
Travel In-State	-	-	-
Travel Out-of-State	-	-	-
Food	-	-	-
Pass Through Funds (To Other State Agencies)	-	-	-
Pass Through Funds (To Non-State Agencies)	-	-	-
Aid to Individuals	4,333.4	4,376.7	4,376.7
Other Operating Expenses	-	-	-
Land Acquisition and Capital Projects	-	-	-
Capital and Non Capital Equipment	-	-	-
Cost Allocation / Indirect Costs	-	-	-
Transfers and Refunds (Out)	-	-	-
Total Expenditures	4,333.4	4,376.7	4,376.7
Ending Balance	-	-	-

Sources & Uses Details of All Grants

Agency:	DEA Department of Economic Security		
Grant Title:	CORONAVIRUS STATE AND LOCAL FISCAL RECOVERY FUNDS		
AFIS Grant#:	210227C	CFDA:	21.027C

	FY 2023 Actual	FY 2024 Estimate	FY 2025 Estimate
FTE Positions	22.3	135.9	-
Beginning Balance	-	-	(0.0)
Revenues			
New Federal Revenue	37,068.3	125,931.7	-
Pass Through Funds (From Other State Agencies)	-	-	-
Transfers and Other Funds (In)	-	-	-
Total Revenue	37,068.3	125,931.7	-
Expenditures			
Personal Services	1,183.0	7,202.1	-
Employee Related Expenses	603.5	3,674.2	-
Professional and Outside Services	49.9	304.0	-
Travel In-State	0.0	0.3	-
Travel Out-of-State	0.2	1.1	-
Food	-	-	-
Pass Through Funds (To Other State Agencies)	-	-	-
Pass Through Funds (To Non-State Agencies)	-	-	-
Aid to Individuals	34,999.7	113,338.5	-
Other Operating Expenses	224.9	1,369.1	-
Land Acquisition and Capital Projects	-	-	-
Capital and Non Capital Equipment	7.0	42.4	-
Cost Allocation / Indirect Costs	-	-	-
Transfers and Refunds (Out)	-	-	-
Total Expenditures	37,068.3	125,931.7	-
Ending Balance	-	(0.0)	(0.0)

Sources & Uses Details of All Grants

Agency:	DEA Department of Economic Security		
Grant Title:	CORONAVIRUS STATE AND LOCAL FISCAL RECOVERY FUNDS		
AFIS Grant#:	21027A	CFDA:	21.027A

	FY 2023 Actual	FY 2024 Estimate	FY 2025 Estimate
FTE Positions	-	-	-
Beginning Balance	-	-	-
Revenues			
New Federal Revenue	468.8	1,756.2	-
Pass Through Funds (From Other State Agencies)	-	-	-
Transfers and Other Funds (In)	-	-	-
Total Revenue	468.8	1,756.2	-
Expenditures			
Personal Services	-	-	-
Employee Related Expenses	-	-	-
Professional and Outside Services	-	-	-
Travel In-State	-	-	-
Travel Out-of-State	-	-	-
Food	-	-	-
Pass Through Funds (To Other State Agencies)	-	-	-
Pass Through Funds (To Non-State Agencies)	468.8	1,756.2	-
Aid to Individuals	-	-	-
Other Operating Expenses	-	-	-
Land Acquisition and Capital Projects	-	-	-
Capital and Non Capital Equipment	-	-	-
Cost Allocation / Indirect Costs	-	-	-
Transfers and Refunds (Out)	-	-	-
Total Expenditures	468.8	1,756.2	-
Ending Balance	-	-	-

Sources & Uses Details of All Grants

Agency:	DEA Department of Economic Security		
Grant Title:	CORONAVIRUS STATE AND LOCAL FISCAL RECOVERY FUNDS		
AFIS Grant#:	21027B	CFDA:	21.027B

	FY 2023 Actual	FY 2024 Estimate	FY 2025 Estimate
FTE Positions	-	-	-
Beginning Balance	-	-	-
Revenues			
New Federal Revenue	1,891.9	2,108.1	-
Pass Through Funds (From Other State Agencies)	-	-	-
Transfers and Other Funds (In)	-	-	-
Total Revenue	1,891.9	2,108.1	-
Expenditures			
Personal Services	-	-	-
Employee Related Expenses	-	-	-
Professional and Outside Services	-	-	-
Travel In-State	-	-	-
Travel Out-of-State	-	-	-
Food	-	-	-
Pass Through Funds (To Other State Agencies)	-	-	-
Pass Through Funds (To Non-State Agencies)	1,891.9	2,108.1	-
Aid to Individuals	-	-	-
Other Operating Expenses	-	-	-
Land Acquisition and Capital Projects	-	-	-
Capital and Non Capital Equipment	-	-	-
Cost Allocation / Indirect Costs	-	-	-
Transfers and Refunds (Out)	-	-	-
Total Expenditures	1,891.9	2,108.1	-
Ending Balance	-	-	-

Sources & Uses Details of All Grants

Agency:	DEA Department of Economic Security		
Grant Title:	CORONAVIRUS STATE AND LOCAL FISCAL RECOVERY FUNDS		
AFIS Grant#:	21027E	CFDA:	21.027E

	FY 2023 Actual	FY 2024 Estimate	FY 2025 Estimate
FTE Positions	-	-	-
Beginning Balance	-	-	-
Revenues			
New Federal Revenue	1,885.0	5,615.0	5,000.0
Pass Through Funds (From Other State Agencies)	-	-	-
Transfers and Other Funds (In)	-	-	-
Total Revenue	1,885.0	5,615.0	5,000.0
Expenditures			
Personal Services	-	-	-
Employee Related Expenses	-	-	-
Professional and Outside Services	-	-	-
Travel In-State	-	-	-
Travel Out-of-State	-	-	-
Food	-	-	-
Pass Through Funds (To Other State Agencies)	-	-	-
Pass Through Funds (To Non-State Agencies)	1,885.0	5,615.0	5,000.0
Aid to Individuals	-	-	-
Other Operating Expenses	-	-	-
Land Acquisition and Capital Projects	-	-	-
Capital and Non Capital Equipment	-	-	-
Cost Allocation / Indirect Costs	-	-	-
Transfers and Refunds (Out)	-	-	-
Total Expenditures	1,885.0	5,615.0	5,000.0
Ending Balance	-	-	-

Sources & Uses Details of All Grants

Agency:	DEA Department of Economic Security		
Grant Title:	Elder Abuse Prevention Interventions Program		
AFIS Grant#:	937470C	CFDA:	93.747C

	FY 2023 Actual	FY 2024 Estimate	FY 2025 Estimate
FTE Positions	0.4	3.0	3.0
Beginning Balance	-	-	(0.0)
Revenues			
New Federal Revenue	23.2	196.1	196.1
Pass Through Funds (From Other State Agencies)	-	-	-
Transfers and Other Funds (In)	-	-	-
Total Revenue	23.2	196.1	196.1
Expenditures			
Personal Services	18.9	159.8	159.8
Employee Related Expenses	4.2	35.7	35.7
Professional and Outside Services	0.0	0.0	0.0
Travel In-State	0.0	0.2	0.2
Travel Out-of-State	-	-	-
Food	-	-	-
Pass Through Funds (To Other State Agencies)	-	-	-
Pass Through Funds (To Non-State Agencies)	-	-	-
Aid to Individuals	-	-	-
Other Operating Expenses	0.0	0.4	0.4
Land Acquisition and Capital Projects	-	-	-
Capital and Non Capital Equipment	-	-	-
Cost Allocation / Indirect Costs	-	-	-
Transfers and Refunds (Out)	-	-	-
Total Expenditures	23.2	196.1	196.1
Ending Balance	-	(0.0)	-

Sources & Uses Details of All Grants

Agency:	DEA Department of Economic Security		
Grant Title:	Family Violence Prevention and Services/Domestic Violence Shelter and Supportive Services		
AFIS Grant#:	93671	CFDA:	93.671

	FY 2023 Actual	FY 2024 Estimate	FY 2025 Estimate
FTE Positions	-	-	-
Beginning Balance	-	-	-
Revenues			
New Federal Revenue	1,121.6	1,393.5	-
Pass Through Funds (From Other State Agencies)	-	-	-
Transfers and Other Funds (In)	-	-	-
Total Revenue	1,121.6	1,393.5	-
Expenditures			
Personal Services	-	-	-
Employee Related Expenses	-	-	-
Professional and Outside Services	-	-	-
Travel In-State	-	-	-
Travel Out-of-State	-	-	-
Food	-	-	-
Pass Through Funds (To Other State Agencies)	-	-	-
Pass Through Funds (To Non-State Agencies)	1,121.6	1,393.5	-
Aid to Individuals	-	-	-
Other Operating Expenses	-	-	-
Land Acquisition and Capital Projects	-	-	-
Capital and Non Capital Equipment	-	-	-
Cost Allocation / Indirect Costs	-	-	-
Transfers and Refunds (Out)	-	-	-
Total Expenditures	1,121.6	1,393.5	-
Ending Balance	-	-	-

Sources & Uses Details of All Grants

Agency:	DEA Department of Economic Security		
Grant Title:	LOW INCOME HOUSEHOLDWATER ASSISTANCE PROGRAM (LIHWAP)		
AFIS Grant#:	93499	CFDA:	93.499

	FY 2023 Actual	FY 2024 Estimate	FY 2025 Estimate
FTE Positions	28.6	10.9	-
Beginning Balance	-	-	-
Revenues			
New Federal Revenue	16,225.1	6,206.2	-
Pass Through Funds (From Other State Agencies)	-	-	-
Transfers and Other Funds (In)	-	-	-
Total Revenue	16,225.1	6,206.2	-
Expenditures			
Personal Services	1,515.1	579.5	-
Employee Related Expenses	669.8	256.2	-
Professional and Outside Services	426.7	163.2	-
Travel In-State	0.3	0.1	-
Travel Out-of-State	1.3	0.5	-
Food	-	-	-
Pass Through Funds (To Other State Agencies)	-	-	-
Pass Through Funds (To Non-State Agencies)	269.2	103.0	-
Aid to Individuals	13,235.1	5,062.5	-
Other Operating Expenses	91.4	35.0	-
Land Acquisition and Capital Projects	-	-	-
Capital and Non Capital Equipment	16.2	6.2	-
Cost Allocation / Indirect Costs	-	-	-
Transfers and Refunds (Out)	-	-	-
Total Expenditures	16,225.1	6,206.2	-
Ending Balance	-	-	-

Sources & Uses Details of All Grants

Agency:	DEA Department of Economic Security		
Grant Title:	Child Care Discretionary Funds of the Child Care and Development Fund		
AFIS Grant#:	935750	CFDA:	93.575

	FY 2023 Actual	FY 2024 Estimate	FY 2025 Estimate
FTE Positions	175.8	175.8	175.8
Beginning Balance	1,090,082.3	524,584.5	174,162.4
Revenues			
New Federal Revenue	187,124.1	185,096.5	189,980.2
Pass Through Funds (From Other State Agencies)	-	-	-
Transfers and Other Funds (In)	-	-	-
Total Revenue	187,124.1	185,096.5	189,980.2
Expenditures			
Personal Services	8,839.1	15,589.8	17,304.6
Employee Related Expenses	3,885.8	6,853.4	7,607.3
Professional and Outside Services	79,635.4	206,163.2	19,522.6
Travel In-State	14.6	25.7	28.5
Travel Out-of-State	15.1	26.7	29.6
Food	-	-	-
Pass Through Funds (To Other State Agencies)	-	-	-
Pass Through Funds (To Non-State Agencies)	-	-	-
Aid to Individuals	657,272.0	305,999.4	316,828.8
Other Operating Expenses	2,761.8	802.8	891.1
Land Acquisition and Capital Projects	-	-	-
Capital and Non Capital Equipment	198.1	57.6	63.9
Cost Allocation / Indirect Costs	-	-	-
Transfers and Refunds (Out)	-	-	-
Total Expenditures	752,621.9	535,518.6	362,276.4
Ending Balance	524,584.5	174,162.4	1,866.2

Sources & Uses Details of All Grants

Agency:	DEA Department of Economic Security		
Grant Title:	Nutrition Services Incentive Program		
AFIS Grant#:	93053	CFDA:	93.053

	FY 2023 Actual	FY 2024 Estimate	FY 2025 Estimate
FTE Positions	-	-	-
Beginning Balance	-	-	-
Revenues			
New Federal Revenue	1,647.4	1,647.4	1,647.4
Pass Through Funds (From Other State Agencies)	-	-	-
Transfers and Other Funds (In)	-	-	-
Total Revenue	1,647.4	1,647.4	1,647.4
Expenditures			
Personal Services	-	-	-
Employee Related Expenses	-	-	-
Professional and Outside Services	-	-	-
Travel In-State	-	-	-
Travel Out-of-State	-	-	-
Food	-	-	-
Pass Through Funds (To Other State Agencies)	-	-	-
Pass Through Funds (To Non-State Agencies)	1,647.4	1,647.4	1,647.4
Aid to Individuals	-	-	-
Other Operating Expenses	-	-	-
Land Acquisition and Capital Projects	-	-	-
Capital and Non Capital Equipment	-	-	-
Cost Allocation / Indirect Costs	-	-	-
Transfers and Refunds (Out)	-	-	-
Total Expenditures	1,647.4	1,647.4	1,647.4
Ending Balance	-	-	-

Sources & Uses Details of All Grants

Agency:	DEA Department of Economic Security		
Grant Title:	Elder Abuse Prevention Interventions Program		
AFIS Grant#:	93747B	CFDA:	93.747B

	FY 2023 Actual	FY 2024 Estimate	FY 2025 Estimate
FTE Positions	14.7	18.7	4.7
Beginning Balance	-	-	0.0
Revenues			
New Federal Revenue	2,241.7	2,848.5	712.1
Pass Through Funds (From Other State Agencies)	-	-	-
Transfers and Other Funds (In)	-	-	-
Total Revenue	2,241.7	2,848.5	712.1
Expenditures			
Personal Services	779.9	991.0	247.8
Employee Related Expenses	325.3	413.4	103.3
Professional and Outside Services	39.8	50.6	12.6
Travel In-State	-	-	-
Travel Out-of-State	0.5	0.7	0.2
Food	-	-	-
Pass Through Funds (To Other State Agencies)	-	-	-
Pass Through Funds (To Non-State Agencies)	-	-	-
Aid to Individuals	-	-	-
Other Operating Expenses	70.4	89.5	22.4
Land Acquisition and Capital Projects	-	-	-
Capital and Non Capital Equipment	1,025.8	1,303.5	325.9
Cost Allocation / Indirect Costs	-	-	-
Transfers and Refunds (Out)	-	-	-
Total Expenditures	2,241.7	2,848.5	712.1
Ending Balance	-	0.0	0.0

Sources & Uses Details of All Grants

Agency:	DEA Department of Economic Security		
Grant Title:	Local Food Purchase Assistance		
AFIS Grant#:	10182	CFDA:	10.182

	FY 2023 Actual	FY 2024 Estimate	FY 2025 Estimate
FTE Positions	-	-	-
Beginning Balance	-	-	-
Revenues			
New Federal Revenue	58.1	7,799.0	7,799.0
Pass Through Funds (From Other State Agencies)	-	-	-
Transfers and Other Funds (In)	-	-	-
Total Revenue	58.1	7,799.0	7,799.0
Expenditures			
Personal Services	-	-	-
Employee Related Expenses	-	-	-
Professional and Outside Services	-	-	-
Travel In-State	-	-	-
Travel Out-of-State	-	-	-
Food	-	-	-
Pass Through Funds (To Other State Agencies)	-	-	-
Pass Through Funds (To Non-State Agencies)	58.1	7,799.0	7,799.0
Aid to Individuals	-	-	-
Other Operating Expenses	-	-	-
Land Acquisition and Capital Projects	-	-	-
Capital and Non Capital Equipment	-	-	-
Cost Allocation / Indirect Costs	-	-	-
Transfers and Refunds (Out)	-	-	-
Total Expenditures	58.1	7,799.0	7,799.0
Ending Balance	-	-	-

Sources & Uses Details of All Grants

Agency:	DEA Department of Economic Security		
Grant Title:	Fidelity Bond/First Step Act		
AFIS Grant#:	17270	CFDA:	17.270

	FY 2023 Actual	FY 2024 Estimate	FY 2025 Estimate
FTE Positions	0.6	11.3	-
Beginning Balance	-	1,111.5	(0.0)
Revenues			
New Federal Revenue	1,170.3	-	-
Pass Through Funds (From Other State Agencies)	-	-	-
Transfers and Other Funds (In)	-	-	-
Total Revenue	1,170.3	-	-
Expenditures			
Personal Services	35.1	663.1	-
Employee Related Expenses	10.8	204.6	-
Professional and Outside Services	0.0	0.8	-
Travel In-State	0.0	0.4	-
Travel Out-of-State	-	-	-
Food	-	-	-
Pass Through Funds (To Other State Agencies)	-	-	-
Pass Through Funds (To Non-State Agencies)	-	-	-
Aid to Individuals	-	-	-
Other Operating Expenses	12.1	228.7	-
Land Acquisition and Capital Projects	-	-	-
Capital and Non Capital Equipment	0.7	13.8	-
Cost Allocation / Indirect Costs	-	-	-
Transfers and Refunds (Out)	-	-	-
Total Expenditures	58.9	1,111.5	-
Ending Balance	1,111.5	(0.0)	(0.0)

Sources & Uses Details of All Grants

Agency:	DEA Department of Economic Security		
Grant Title:	CORONAVIRUS STATE AND LOCAL FISCAL RECOVERY FUNDS		
AFIS Grant#:	21027D	CFDA:	21.027D

	FY 2023 Actual	FY 2024 Estimate	FY 2025 Estimate
FTE Positions	-	-	-
Beginning Balance	-	-	-
Revenues			
New Federal Revenue	335.4	3,664.6	-
Pass Through Funds (From Other State Agencies)	-	-	-
Transfers and Other Funds (In)	-	-	-
Total Revenue	335.4	3,664.6	-
Expenditures			
Personal Services	-	-	-
Employee Related Expenses	-	-	-
Professional and Outside Services	-	-	-
Travel In-State	-	-	-
Travel Out-of-State	-	-	-
Food	-	-	-
Pass Through Funds (To Other State Agencies)	-	-	-
Pass Through Funds (To Non-State Agencies)	335.4	3,664.6	-
Aid to Individuals	-	-	-
Other Operating Expenses	-	-	-
Land Acquisition and Capital Projects	-	-	-
Capital and Non Capital Equipment	-	-	-
Cost Allocation / Indirect Costs	-	-	-
Transfers and Refunds (Out)	-	-	-
Total Expenditures	335.4	3,664.6	-
Ending Balance	-	-	-

Sources & Uses Details of All Grants

Agency:	DEA Department of Economic Security		
Grant Title:	U.S. Repatriation States Cooperative Agreement		
AFIS Grant#:	93.579	CFDA:	93.579

	FY 2023 Actual	FY 2024 Estimate	FY 2025 Estimate
FTE Positions	-	-	-
Beginning Balance	-	198.6	-
Revenues			
New Federal Revenue	200.0	-	-
Pass Through Funds (From Other State Agencies)	-	-	-
Transfers and Other Funds (In)	-	-	-
Total Revenue	200.0	-	-
Expenditures			
Personal Services	-	-	-
Employee Related Expenses	-	-	-
Professional and Outside Services	-	19.9	-
Travel In-State	-	9.9	-
Travel Out-of-State	-	9.9	-
Food	-	-	-
Pass Through Funds (To Other State Agencies)	-	-	-
Pass Through Funds (To Non-State Agencies)	-	-	-
Aid to Individuals	-	-	-
Other Operating Expenses	1.5	119.1	-
Land Acquisition and Capital Projects	-	-	-
Capital and Non Capital Equipment	-	39.7	-
Cost Allocation / Indirect Costs	-	-	-
Transfers and Refunds (Out)	-	-	-
Total Expenditures	1.5	198.6	-
Ending Balance	198.6	-	-

Sources & Uses Details of All Grants

Agency:	DEA Department of Economic Security		
Grant Title:	Refugee and Entrant Assistance State/Replacement Designee Administered Programs		
AFIS Grant#:	93566B	CFDA:	93.566B

	FY 2023 Actual	FY 2024 Estimate	FY 2025 Estimate
FTE Positions	-	-	-
Beginning Balance	-	-	(0.0)
Revenues			
New Federal Revenue	8,292.8	12,439.1	18,658.7
Pass Through Funds (From Other State Agencies)	-	-	-
Transfers and Other Funds (In)	-	-	-
Total Revenue	8,292.8	12,439.1	18,658.7
Expenditures			
Personal Services	-	-	-
Employee Related Expenses	-	-	-
Professional and Outside Services	-	-	-
Travel In-State	-	-	-
Travel Out-of-State	-	-	-
Food	-	-	-
Pass Through Funds (To Other State Agencies)	-	-	-
Pass Through Funds (To Non-State Agencies)	8,036.7	12,055.1	18,082.7
Aid to Individuals	231.2	346.7	520.1
Other Operating Expenses	-	-	-
Land Acquisition and Capital Projects	-	-	-
Capital and Non Capital Equipment	24.9	37.3	55.9
Cost Allocation / Indirect Costs	-	-	-
Transfers and Refunds (Out)	-	-	-
Total Expenditures	8,292.8	12,439.1	18,658.7
Ending Balance	-	(0.0)	-

Listing of Performance Measures of All Grants

Agency: DEA Department of Economic Security

Title: Special Programs for the Aging, Title IV, and Title II, Discretionary Projects

AFIS Grant No: 930480 **CFDA:** 93.048 **Grantor:** Special Programs for the Aging, Title IV, and Title II, Discretionary Projects

Periodic: On-Going **Start Date:** **End Date:**

Type of Grant: Formula Funding **If Other, Explain:**

Fed. % or \$ Cap: 100% **Source of Match:**

AFIS fund number where the grant is maintained: DE2000 **Administrative costs are permitted to be paid using this federal money:**

Is this American Recovery and Reinvestment Act money (Stimulus)? No

Is this from 2020 federal stimulus funding? Yes

Description: To support the development and testing of innovative programs, services and systems of support that respond to the needs of the nation's growing elderly population and those individuals in need of long term services and supports (LTSS), to improve knowledge of the problems and needs of the elderly, to help ensure adequately trained personnel in the field of aging, and to demonstrate better ways of improving the quality of life for the elderly, their caregivers and people with disabilities.

Performance Measure: Number of beneficiaries provided education and assistance to resolve health care fraud, abuse, and errors

FY 2022	FY 2023	FY 2024	FY 2025
14,523	16,031	19,000	20,500

Performance Measure Description:

Number of beneficiaries provided education and assistance to resolve health care fraud, abuse, and errors

Listing of Performance Measures of All Grants

Agency: DEA Department of Economic Security

Title: National Family Caregiver Support, Title III, Part E

AFIS Grant No: 930520 **CFDA:** 93.052 **Grantor:** National Family Caregiver Support, Title III, Part E

Periodic: On-Going **Start Date:** **End Date:**

Type of Grant: Continuation Funding **If Other, Explain:**

Fed. % or \$ Cap: 75% **Source of Match:** General Fund and local match (cash or in-kind)

AFIS fund number where the grant is maintained: DE2000 **Administrative costs are permitted to be paid using this federal money:**

Is this American Recovery and Reinvestment Act money (Stimulus)? No

Is this from 2020 federal stimulus funding? Yes



Description: To assist States, Territories in providing multifaceted systems of support services for: (1) Family caregivers; and (2) older relative caregivers. Services to be provided include: information to caregivers about available services; assistance to caregivers in gaining access to the services; individual counseling, and caregiver training to caregivers to assist the caregivers in making decisions and solving problems relating to their caregiving roles; respite care to enable caregivers to be temporarily relieved from their caregiving responsibilities; and supplemental services, on a limited basis, to complement the care provided by caregivers.

Performance Measure: Number of case managed caregivers

FY 2022	FY 2023	FY 2024	FY 2025
0	1,613	1,700	1,750

Performance Measure Description:

Number of case managed caregivers

Performance Measure: Number of caregivers receiving respite services

FY 2022	FY 2023	FY 2024	FY 2025
0	1,239	1,250	1,275

Performance Measure Description:

Number of caregivers receiving respite services

Performance Measure: Number of caregivers receiving training and support groups

FY 2022	FY 2023	FY 2024	FY 2025
0	8,878	9,000	9,100

Performance Measure Description:

Number of caregivers receiving training and support groups

Listing of Performance Measures of All Grants

Agency: **DEA** **Department of Economic Security**

Title: State Administrative Matching Grants for the Supplemental Nutrition Assistance Program

AFIS Grant No: 105611 **CFDA:** 10.561 **Grantor:** State Administrative Matching Grants for the Supplemental Nutrition Assistance Program

Periodic: On-Going **Start Date:** **End Date:**

Type of Grant: Continuation Funding **If Other, Explain:**

Fed. % or \$ Cap: 100%/75%/50% **Source of Match:** General Fund and local match

AFIS fund number where the grant is maintained: DE2000 **Administrative costs are permitted to be paid using this federal money:**

Is this American Recovery and Reinvestment Act money (Stimulus)? No

Is this from 2020 federal stimulus funding? No



Description: SNAP State Administrative Expenses: To provide Federal financial participation to State agencies for costs incurred to operate the Supplemental Nutrition Assistance Program (SNAP).

SNAP Employment and Training (E&T) 100 Percent Federal Funds and Reimbursement for 50 percent of allowable expenses: Funds provide grants to States to provide E&T services to assist SNAP participants in moving towards a better life. An E&T program may consist of many different types of components, including but not limited to: independent job search; job search training and support; workfare; educational programs to improve employability; work experience or training to improve employability; other employment oriented activities (e.g., job placement, supported work experience, Workforce Investment Act (WIA) services); and self-employment training. USDA provide States with 100 percent Federal funding for E&T based on a specific formula.

USDA also reimburses States for 50 percent of certain allowable, reasonable and necessary E&T expenses that exceed their 100 percent grant. USDA also provides 50 percent reimbursement for transportation and childcare costs to ensure successful participation in E&T programs. States are not allowed to use 100 grants for participant expenses.

The Nutrition Education and Obesity Prevention Grants (SNAP-Ed) are 100 percent Federal funding for States based on a specified formula for nutrition education for low income people.

Performance Measure: Total number of SNA E&T participants active in a work related component (Federal Fiscal Year)

FY 2022	FY 2023	FY 2024	FY 2025
3,525	4,109	4,107	4,157

Performance Measure Description:

The grant is used to assist SNA E&T recipients who are work registrants in gaining skills, training, work, or experience that will increase their ability to obtain suitable employment.

Performance Measure: Total number of SNA E&T participants placed in employment at the Federal minimum wage of \$7.25 or higher (Federal Fiscal Year)

FY 2022	FY 2023	FY 2024	FY 2025
1,188	1,461	1,976	1,306

Performance Measure Description:

The grant is used to assist SNA E&T recipients who are work registrants in gaining skills, training, work, or experience that will increase their ability to obtain suitable employment.

Listing of Performance Measures of All Grants

Agency: **DEA** **Department of Economic Security**

Performance Measure: Supplemental Nutrition Assistance Program - Timeliness Rate (Federal Fiscal Year)

FY 2022	FY 2023	FY 2024	FY 2025
96%	97%	97%	97%

Performance Measure Description:

The grant is used to determine eligibility for nutrition assistance.

Performance Measure: Supplemental Nutrition Assistance Program State Error Rate

FY 2022	FY 2023	FY 2024	FY 2025
11%	10%	6%	6%

Performance Measure Description:

The grant is used to determine eligibility for nutrition assistance.

Performance Measure: Supplemental Nutrition Assistance Program payment issuance accuracy rate (Federal Fiscal Year)

FY 2022	FY 2023	FY 2024	FY 2025
89%	90%	94%	94%

Performance Measure Description:

The grant is used to determine eligibility for nutrition assistance.

Performance Measure: Average monthly number of nutrition assistance recipients

FY 2022	FY 2023	FY 2024	FY 2025
842,247	910,321	905,268	905,268

Performance Measure Description:

The grant is used to improve the diets of low-income households by increasing their food purchasing ability.

Listing of Performance Measures of All Grants

Agency: **DEA** **Department of Economic Security**

Title: Grants to States for Access and Visitation Programs

AFIS Grant No: 93597 **CFDA:** 93.597 **Grantor:** Grants to States for Access and Visitation Programs

Periodic: On-Going **Start Date:** **End Date:**

Type of Grant: Continuation Funding **If Other, Explain:**

Fed. % or \$ Cap: 90% Fed/10% State **Source of Match:** General Fund/SSRE

AFIS fund number where the grant is maintained: DE2000

Administrative costs are permitted to be paid using this federal money:

Is this American Recovery and Reinvestment Act money (Stimulus)? No

Is this from 2020 federal stimulus funding? No

Description: The purpose of this program is to enable States to create programs which support and facilitate access and visitation by non-custodial parents with their children. Activities may include mediation, counseling, education, development of parenting plans, visitation enforcement and development of guidelines for visitation and alternative custody arrangements.

Performance Measure: Number of Clients Served for Access and Visitation Program

FY 2022	FY 2023	FY 2024	FY 2025
4,000	4,232	4,000	4,000

Performance Measure Description:

The number of clients served in a court setting with access and visitation services. These funds are passed through to Arizona counties.

Listing of Performance Measures of All Grants

Agency: **DEA** **Department of Economic Security**

Title: Medicare Enrollment Assistance Program

AFIS Grant No: 930710 **CFDA:** 93.071 **Grantor:** Medicare Enrollment Assistance Program

Periodic: Periodic Renewal **Start Date:** **End Date:**

Type of Grant: Competitive Funding **If Other, Explain:**

Fed. % or \$ Cap: 100% **Source of Match:**

AFIS fund number where the grant is maintained: DE2000 **Administrative costs are permitted to be paid using this federal money:**

Is this American Recovery and Reinvestment Act money (Stimulus)? No

Is this from 2020 federal stimulus funding? No



Description: To provide enhanced outreach to eligible Medicare beneficiaries regarding their preventive, wellness, and limited income benefits; application assistance to individuals who may be eligible for LIS or MSPs; and outreach activities aimed at preventing disease and promoting wellness. The benefits available under title XVIII of the Social Security Act, including the Medicare prescription drug benefit under Part D of title XVIII of the Social Security Act and under the Medicare Savings Program, and to coordinate efforts to inform older Americans about benefits available under Federal and state programs.

Performance Measure: Total number reached

FY 2022	FY 2023	FY 2024	FY 2025
0	6,144	7,000	8,000

Performance Measure Description:

Total number reached

Performance Measure: Total number of rural, native and esl

FY 2022	FY 2023	FY 2024	FY 2025
0	1,155	1,468	1,550

Performance Measure Description:

Total number of rural, native and esl

Listing of Performance Measures of All Grants

Agency: **DEA** **Department of Economic Security**

Title: WIOA Youth Activities

AFIS Grant No: 172590 **CFDA:** 17.259 **Grantor:** WIOA Youth Activities

Periodic: On-Going **Start Date:** **End Date:**

Type of Grant: Continuation Funding **If Other, Explain:**

Fed. % or \$ Cap: 100% **Source of Match:**

AFIS fund number where the grant is maintained: DE2010 **Administrative costs are permitted to be paid using this federal money:**

Is this American Recovery and Reinvestment Act money (Stimulus)? No

Is this from 2020 federal stimulus funding? No



Description: To help low income youth, between the ages of 14 and 24, acquire the educational and occupational skills, training, and support needed to achieve academic and employment success and successfully transition into careers and productive adulthood.

Performance Measure: Number of youth who entered employment (federal fiscal year)

FY 2022	FY 2023	FY 2024	FY 2025
1,697	1,768	1,857	1,952

Performance Measure Description:

The grant is used to help WIOA Youth clients to obtain employment. *NOTE: This information is available on a program year: July 1 - June 30
 *Number employed or in education in the 2nd quarter after exit as of 7/31/2021 Annual report will not be submit

Listing of Performance Measures of All Grants

Agency: DEA Department of Economic Security

Title: Employment Service/Wagner-Peyser Funded Activities

AFIS Grant No: 172070 **CFDA:** 17.207 **Grantor:** Employment Service/Wagner-Peyser Funded Activities

Periodic: On-Going **Start Date:** **End Date:**

Type of Grant: Continuation Funding **If Other, Explain:**

Fed. % or \$ Cap: 100% **Source of Match:**

AFIS fund number where the grant is maintained: DE2000

Administrative costs are permitted to be paid using this federal money:

Is this American Recovery and Reinvestment Act money (Stimulus)? No

Is this from 2020 federal stimulus funding? No



Description: The Employment Service (ES) program brings together individuals looking for employment and employers looking for job seekers. It does this by providing a variety of services, which are available to all individuals. The program provides job seekers with career services, including labor exchange services, job search assistance, workforce information, referrals to employment, and other assistance. Employers can use the ES to post job orders and obtain qualified applicants.

Performance Measure: Employment Placement Retention Rate

FY 2022	FY 2023	FY 2024	FY 2025
70%	54%	50%	50%

Performance Measure Description:

The grant is used to place persons in employment by providing a variety of placement-related services without charge to job seekers and to employers seeking qualified individuals to fill job openings.

Listing of Performance Measures of All Grants

Agency: DEA Department of Economic Security

Title: State Health Insurance Assistance Program

AFIS Grant No: 933240 **CFDA:** 93.324 **Grantor:** State Health Insurance Assistance Program

Periodic: On-Going **Start Date:** **End Date:**

Type of Grant: Formula Funding **If Other, Explain:**

Fed. % or \$ Cap: 100% **Source of Match:**

AFIS fund number where the grant is maintained: DE2000 **Administrative costs are permitted to be paid using this federal money:**

Is this American Recovery and Reinvestment Act money (Stimulus)? No

Is this from 2020 federal stimulus funding? No



Description: To provide information, counseling, and assistance relating to obtaining adequate and appropriate health insurance coverage to individuals eligible to receive benefits under the Medicare program.

Performance Measure: Total number served

FY 2022	FY 2023	FY 2024	FY 2025
0	30,032	32,000	33,000

Performance Measure Description:

Total number served

Performance Measure: Total number of hard to reach contacts

FY 2022	FY 2023	FY 2024	FY 2025
0	13,868	14,000	15,000

Performance Measure Description:

Total number of hard to reach contacts

Listing of Performance Measures of All Grants

Agency: DEA Department of Economic Security

Title: Child Support Enforcement Research
AFIS Grant No: 935640 **CFDA:** 93.564 **Grantor:** Child Support Enforcement Research
Periodic: One-Time **Start Date:** 10/01/2016 **End Date:** 9/30/2024
Type of Grant: Competitive Funding **If Other, Explain:**
Fed. % or \$ Cap: 66% **Source of Match:** General Fund/SSRE

AFIS fund number where the grant is maintained: DE2091 **Administrative costs are permitted to be paid using this federal money:**
Is this American Recovery and Reinvestment Act money (Stimulus)? No
Is this from 2020 federal stimulus funding? No

Description: This program provides federal funds for experimental, pilot, or demonstration projects that are likely to assist in promoting the objectives of Section 1115, Part D of Title IV of the Social Security Act, which stipulates that 'the project - 1) must be designed to improve the financial well-being of children or otherwise improve the operation of the child support program; 2) may not permit modifications in the child support program which would have the effect of disadvantaging children in need of support; and 3) must not result in increased cost to the federal government under Part A of such title. Any responsibility to the federal government is a condition for receiving the grant, but not a principal purpose.

Performance Measure: Non-Custodial Parents Receiving Enhanced Case Management Services (PJAC)

FY 2022	FY 2023	FY 2024	FY 2025
430	571	0	0

Performance Measure Description:

The number of non-custodial parents assisted with enhanced case management services under the Procedural Justice Alternatives to Contempt (PJAC) research grant.

Performance Measure: PJAC Cases Assisted

FY 2022	FY 2023	FY 2024	FY 2025
1,400	856	0	0

Performance Measure Description:

The number of cases under the Procedural Justice Alternatives to Contempt (PJAC) research grant receiving case management services.

Listing of Performance Measures of All Grants

Agency: DEA Department of Economic Security

Title: Commodity Supplemental Food Program
AFIS Grant No: 10565 **CFDA:** 10.565 **Grantor:** Commodity Supplemental Food Program
Periodic: On-Going **Start Date:** **End Date:**
Type of Grant: Continuation Funding **If Other, Explain:**
Fed. % or \$ Cap: 100% **Source of Match:**

AFIS fund number where the grant is maintained: DE2000 **Administrative costs are permitted to be paid using this federal money:**
Is this American Recovery and Reinvestment Act money (Stimulus)? No
Is this from 2020 federal stimulus funding? Yes

Description: To improve the health of low-income elderly persons at least 60 years of age by supplementing their diets with nutritious USDA Foods, which are distributed through public and non-profit private local agencies such as food banks and community action organizations.

Performance Measure: CSFP Caseload served annually

FY 2022	FY 2023	FY 2024	FY 2025
89%	94%	95%	95%

Performance Measure Description:
 This grant is used to improve the health of low-income elderly persons at least 60 years of age by supplementing their diets with nutritious USDA Foods

Performance Measure: Average number of individuals served monthly with CSFP

FY 2022	FY 2023	FY 2024	FY 2025
0	22,896	26,600	28,500

Performance Measure Description:
 Average number of individuals served monthly with CSFP

Listing of Performance Measures of All Grants

Agency: DEA Department of Economic Security

Title: Elder Abuse Prevention Interventions Program

AFIS Grant No: 937470 **CFDA:** 93.747 **Grantor:** Elder Abuse Prevention Interventions Program

Periodic: One-Time **Start Date:** 9/01/2019 **End Date:** 9/30/2023

Type of Grant: Formula Funding **If Other, Explain:**

Fed. % or \$ Cap: 75% **Source of Match:** General Fund

AFIS fund number where the grant is maintained: DE2000 **Administrative costs are permitted to be paid using this federal money:**

Is this American Recovery and Reinvestment Act money (Stimulus)? No

Is this from 2020 federal stimulus funding? Yes



Description: To develop, implement, and evaluate successful or promising interventions, practices, and programs to prevent elder abuse, neglect, and exploitation, including adult protective services programs. Through this program, ACL hopes to demonstrate how existing research can be used to craft new, useful programs to address elder abuse, neglect, and exploitation and improve and enhance adult protective services programming.

Performance Measure: Number of APS investigators enrolled in NAPSA certification program

FY 2022	FY 2023	FY 2024	FY 2025
0	55	20	0

Performance Measure Description:

Number of APS investigators enrolled in NAPSA certification program

Listing of Performance Measures of All Grants

Agency: **DEA** **Department of Economic Security**

Title: Lifespan Respite Care Program

AFIS Grant No: 930720 **CFDA:** 93.072 **Grantor:** Lifespan Respite Care Program

Periodic: On-Going **Start Date:** **End Date:**

Type of Grant: Continuation Funding **If Other, Explain:**

Fed. % or \$ Cap: 100% **Source of Match:**

AFIS fund number where the grant is maintained: DE2000

Is this American Recovery and Reinvestment Act money (Stimulus)? No

Is this from 2020 federal stimulus funding? No

Administrative costs are permitted to be paid using this federal money:

Description: To expand and enhance respite care services to family caregivers; improve the statewide dissemination and coordination of respite care; and to provide, supplement, or improve access and quality of respite care services to family caregivers, thereby reducing family caregiver strain. The Act also creates a National Lifespan Respite Resource Center designed to maintain a national database on lifespan respite care; provide training and technical assistance to State, community and nonprofit respite care programs; and provide information, referral, and educational programs to the public on lifespan respite care.

Performance Measure: Number of individuals receiving respite care

FY 2022	FY 2023	FY 2024	FY 2025
786	90	130	150

Performance Measure Description:

Number of unique individuals served under the Lifespan Respite grant

Performance Measure: Number of individuals receiving respite care - ADHC

FY 2022	FY 2023	FY 2024	FY 2025
0	14	25	30

Performance Measure Description:

Number of individuals receiving respite care - ADHC

Listing of Performance Measures of All Grants

Agency: **DEA** **Department of Economic Security**

Title: Apprenticeship USA Grants

AFIS Grant No: 178250 **CFDA:** 17.285 **Grantor:** Apprenticeship USA Grants

Periodic: Periodic Renewal **Start Date:** 7/01/2019 **End Date:** 6/30/2024

Type of Grant: Competitive Funding **If Other, Explain:**

Fed. % or \$ Cap: 100% **Source of Match:**

AFIS fund number where the grant is maintained: DE2000

Is this American Recovery and Reinvestment Act money (Stimulus)? No

Is this from 2020 federal stimulus funding? No

Administrative costs are permitted to be paid using this federal money:



Description: This grant funding will help integrate Registered Apprenticeship into the mainstream as a viable career pathway option to help the country build the strongest, most adaptable and most credentialed workforce in the world. Grants to states and public-private partnerships work to expand the number of apprentices and registered apprenticeship programs nationwide, reaching traditional and non-traditional industries, such as I.T., healthcare and cybersecurity, and ensuring registered apprenticeship opportunities reach underrepresented populations in apprenticeship including youth, women, minorities, U.S. Veterans, including transitioning service members, and persons with disabilities. Cross-cutting principals are supported in grant programs to ensure quality jobs for all workers: Equity; Job Quality; High-Quality, sustainable programs; Evidence-based approaches; and New opportunities for innovation, engagement, and ease of access.

Performance Measure: Number of Completed Apprenticeships

FY 2022	FY 2023	FY 2024	FY 2025
375	574	542	571

Performance Measure Description:

Number of Completed Apprenticeships

Performance Measure: Percent of Apprenticeships Completed

FY 2022	FY 2023	FY 2024	FY 2025
43%	0%	0%	0%

Performance Measure Description:

Percent of Apprenticeships Completed

Listing of Performance Measures of All Grants

Agency: **DEA** **Department of Economic Security**

Title: Senior Farmers Market Nutrition Program

AFIS Grant No: 105760 **CFDA:** 10.576 **Grantor:** Senior Farmers Market Nutrition Program

Periodic: On-Going **Start Date:** **End Date:**

Type of Grant: Formula Funding **If Other, Explain:**

Fed. % or \$ Cap: 100% **Source of Match:**

AFIS fund number where the grant is maintained: DE2000 **Administrative costs are permitted to be paid using this federal money:**

Is this American Recovery and Reinvestment Act money (Stimulus)? No

Is this from 2020 federal stimulus funding? No

Description: The purposes of the Senior Farmers' Market Nutrition Program (SFMNP) are to: (1) provide resources in the form of fresh, nutritious, unprepared, locally grown fruits, vegetables, honey, and herbs from farmers' markets, roadside stands, and community supported agriculture (CSA) programs to low-income seniors; 2) increase the domestic consumption of agricultural commodities by expanding or aiding in the expansion of domestic farmers' markets, roadside stands, and CSAs; and (3) develop or aid in the development of new and additional farmers' markets, roadside stands, and CSAs.

Performance Measure: Number of individuals served annually

FY 2022	FY 2023	FY 2024	FY 2025
2,255	3,935	4,000	4,500

Performance Measure Description:

Number of individuals served annually

Listing of Performance Measures of All Grants

Agency: **DEA** **Department of Economic Security**

Title: WIC Farmers' Market Nutrition Program (FMNP)

AFIS Grant No: 105720 **CFDA:** 10.572 **Grantor:** WIC Farmers' Market Nutrition Program (FMNP)

Periodic: On-Going **Start Date:** **End Date:**

Type of Grant: Formula Funding **If Other, Explain:**

Fed. % or \$ Cap: 100% **Source of Match:**

AFIS fund number where the grant is maintained: DE2000

Is this American Recovery and Reinvestment Act money (Stimulus)? No

Is this from 2020 federal stimulus funding? No

Administrative costs are permitted to be paid using this federal money:

Description: The purposes of the WIC Farmers' Market Nutrition Program (FMNP) are: (1) To provide fresh, nutritious, unprepared, locally grown fruits, vegetables, and herbs from farmers, farmers' markets, and roadside stands to women, infants, and children who participate in the Special Supplemental Nutrition Program for Women, Infants, and Children (WIC); and (2) To expand the awareness, use, and sales at farmers' markets and roadside stands.

Performance Measure: Number of Individuals served annually

FY 2022	FY 2023	FY 2024	FY 2025
489	2,432	3,000	3,500

Performance Measure Description:

Number of Individuals served annually

Performance Measure: Value of Coupons Redeemed

FY 2022	FY 2023	FY 2024	FY 2025
0	37,450	150,000	175,000

Performance Measure Description:

Value of Coupons Redeemed

Listing of Performance Measures of All Grants

Agency: **DEA** **Department of Economic Security**

Title: Emergency Rental Assistance Program

AFIS Grant No: 21023 **CFDA:** 21.023 **Grantor:** Emergency Rental Assistance Program

Periodic: One-Time **Start Date:** 1/15/2021 **End Date:** 9/30/2025

Type of Grant: Formula Funding **If Other, Explain:**

Fed. % or \$ Cap: 100% **Source of Match:**

AFIS fund number where the grant is maintained: DE2000

Administrative costs are permitted to be paid using this federal money:

Is this American Recovery and Reinvestment Act money (Stimulus)? No

Is this from 2020 federal stimulus funding? Yes



Description: The funding provided by the Emergency Rental Assistance (ERA) program will among other things, assists eligible households that have difficulty making timely payments of rent and utilities due to the COVID-19 pandemic. Division N, Title V, Section 501 of the Consolidated Appropriations Act, 2021, Pub. L. No. 116-260, (December 27, 2020) established the Emergency Rental Assistance ("ERA 1") program and provides \$25 billion for the U.S. Department of the Treasury (Treasury) to make payments to States (defined to include the District of Columbia), U.S. Territories (Puerto Rico, U.S. Virgin Islands, Guam, Northern Mariana Islands, and American Samoa), Indian Tribes or tribally designated housing entities, as applicable, the Department of Hawaiian Home Lands (DHHL), and certain local governments with more than 200,000 residents (collectively the "eligible grantees") to provide financial assistance including payment of rent, rental arrears, utilities and home energy costs, utilities and home energy costs arrears, other costs related to housing, and housing stability services to eligible households. The authorizing statute instructed Treasury to must make direct payments to the eligible grantees no later than 30 days after December 27, 2020.

Title III, Subtitle B, Section 3201 of the American Rescue Plan Act, 2021, Pub. L. No. 117-2, (March 11, 2021) authorized the Emergency Rental Assistance ("ERA 2") program and provides \$21.55 billion for the Treasury to make payments to States (defined to include the District of Columbia), U.S. Territories (Puerto Rico, U.S. Virgin Islands, Guam, Northern Mariana Islands, and American Samoa), and certain local governments with more than 200,000 residents (collectively the "ERA 2 eligible grantees") to provide financial assistance including payment of rent, rental arrears, utilities and home energy costs, utilities and home energy costs arrears, other costs related to housing, and housing stability services to eligible households, as well as to cover the cost of other affordable rental housing and eviction prevention activities, as defined by the Secretary, serving very low-income families. ERA 2's authorizing statute provided for Treasury to pay all ERA 2 eligible grantees at least 40% of each grantee's total allocations within 60 days after March 11, 2021, pursuant to section 3201(c).

Performance Measure: Emergency Rental Assistance Program - Number of Households Served Monthly (Unduplicated) (Monthly Average)

FY 2022	FY 2023	FY 2024	FY 2025
3,366	17,250	0	0

Performance Measure Description:

Emergency Rental Assistance Program -Number of Rental and Utilities Households Assisted (Monthly Average)

Performance Measure: Emergency Rental Assistance Utilities Only Program - Number of Households Served Monthly (Unduplicated) (Monthly Average)

FY 2022	FY 2023	FY 2024	FY 2025
5,228	11,241	0	0

Performance Measure Description:

Emergency Rental Assistance Utilities Only Program - Number of Households Served Monthly (Unduplicated) (Monthly Average)

Listing of Performance Measures of All Grants

Agency: **DEA** **Department of Economic Security**

Title: Enhanced Training and Services to End Violence and Abuse of Women Later in Life

AFIS Grant No: 16528 **CFDA:** 16.528 **Grantor:** Enhanced Training and Services to End Violence and Abuse of Women Later in Life

Periodic: One-Time **Start Date:** 10/01/2020 **End Date:** 9/30/2023

Type of Grant: Competitive Funding **If Other, Explain:**

Fed. % or \$ Cap: **Source of Match:**

AFIS fund number where the grant is maintained: DE2000 **Administrative costs are permitted to be paid using this federal money:**

Is this American Recovery and Reinvestment Act money (Stimulus)? No

Is this from 2020 federal stimulus funding? No

Description: To provide training, services, and collaboration to address the needs of victims of elder abuse, neglect, and exploitation, including domestic violence, dating violence, sexual assault, and stalking, who are 50 years of age or older.

Performance Measure: Number of victims/survivors age 50+ that received services" as requested

FY 2022	FY 2023	FY 2024	FY 2025
0	32	36	0

Performance Measure Description:

Number of victims/survivors age 50+ that received services" as requested

Listing of Performance Measures of All Grants

Agency: **DEA** **Department of Economic Security**

Title: Community Services Block Grant

AFIS Grant No: 935690 **CFDA:** 93.569 **Grantor:** Community Services Block Grant

Periodic: On-Going **Start Date:** **End Date:**

Type of Grant: Continuation Funding **If Other, Explain:**

Fed. % or \$ Cap: 100% **Source of Match:**

AFIS fund number where the grant is maintained: DE2000 **Administrative costs are permitted to be paid using this federal money:**

Is this American Recovery and Reinvestment Act money (Stimulus)? No

Is this from 2020 federal stimulus funding? Yes



Description: The objectives are to provide assistance to States and local communities, working through a network of community action agencies and other neighborhood-based organizations, for the reduction of poverty, the revitalization of low-income communities, and the empowerment of low-income families and individuals in rural and urban areas to become fully self-sufficient (particularly families who are attempting to transition off a State program carried out under part A of title IV of the Social Security Act) and (1) to provide services and activities having a measurable and potential major impact on causes of poverty in the community or those areas of the community where poverty is a particularly acute problem; (2) to provide activities designed to assist low-income participants, including the elderly poor, to: (a) secure and retain meaningful employment; (b) attain an adequate education; (c) make better use of available income; (d) obtain and maintain adequate housing and a suitable living environment; (e) obtain emergency assistance through loans or grants to meet immediate and urgent individual and family needs, including health services, nutritious food, housing, and employment-related assistance; (f) remove obstacles and solve problems which block the achievement of self-sufficiency; (g) achieve greater participation in the affairs of the community; and (h) make more effective use of other related programs; (3) to provide on an emergency basis for the provision of such supplies and services, nutritious foodstuffs, and related services, as may be necessary to counteract conditions of starvation and malnutrition among the poor; and (4) to coordinate and establish linkages between governmental and other social services programs to assure the effective delivery of such services to low-income individuals. In addition to the CSBG block grants to states, the Office of Community Services funds additional discretionary projects for technical assistance including: 16 CSBG CARES Act Project Impact Grants. (The goal of CSBG CARES Act Project Impact Grants is to adapt current eligible entity service models to effectively prevent, prepare for, and respond to the economic and social impacts of COVID-19, while also preparing for a future model that realigns local services); Center of Excellence (COE) for Human Capacity and Community Transformation (HCCT); 11 Regional Performance and Innovation Consortia (RPIC), a Learning Communities Resource Center, and a Legal Training and Technical Assistance Center.

Performance Measure: Number of unduplicated persons served by Community Action Agencies

FY 2022	FY 2023	FY 2024	FY 2025
60,000	124,602	130,000	135,000

Performance Measure Description:

Number of unduplicated persons served by Community Action Agencies

Performance Measure: Number of unduplicated households served by Community Action Agencies

FY 2022	FY 2023	FY 2024	FY 2025
0	55,395	48,000	48,500

Performance Measure Description:

To provide assistance to States and local communities, working through a network of community action agencies and other neighborhood-based organizations, for the reduction of poverty, the revitalization of low-income communities, and the empowerment

Listing of Performance Measures of All Grants

Agency: **DEA** **Department of Economic Security**

Title: WIOA National Dislocated Worker Grants/ WIA National Emergency Grants

AFIS Grant No: 17277A **CFDA:** 17.277A **Grantor:**

Periodic: One-Time **Start Date:** 4/01/2020 **End Date:** 6/30/2022

Type of Grant: Competitive Funding **If Other, Explain:**

Fed. % or \$ Cap: 100% **Source of Match:**

AFIS fund number where the grant is maintained: DE2010 **Administrative costs are permitted to be paid using this federal money:**

Is this American Recovery and Reinvestment Act money (Stimulus)? No

Is this from 2020 federal stimulus funding? Yes



Description:

Performance Measure: Number of dislocated workers hired in the ERAP program

FY 2022	FY 2023	FY 2024	FY 2025
19	19	0	0

Performance Measure Description:

Number of dislocated workers hired in the ERAP program

Listing of Performance Measures of All Grants

Agency: **DEA** **Department of Economic Security**

Title: Special Education-Grants for Infants and Families

AFIS Grant No: 841810A **CFDA:** 84.181 **Grantor:** Special Education-Grants for Infants and Families

Periodic: One-Time **Start Date:** 7/01/2021 **End Date:** 9/30/2022

Type of Grant: Formula Funding **If Other, Explain:**

Fed. % or \$ Cap: 100% **Source of Match:**

AFIS fund number where the grant is maintained: DE2000

Is this American Recovery and Reinvestment Act money (Stimulus)?

No

Is this from 2020 federal stimulus funding?

Yes

Administrative costs are permitted to be paid using this federal money:

Description: To provide grants to States to assist them to implement and maintain a Statewide, comprehensive, coordinated, multidisciplinary, interagency system to make available early intervention services to infants and toddlers with disabilities and their families.

Performance Measure: Individualized Family Service Plan (IFSP) completion timeliness

FY 2022	FY 2023	FY 2024	FY 2025
99%	99%	99%	0%

Performance Measure Description:

This measure indicates how quickly AzEIP is able to respond to families, determine eligibility for children and their families, develop a plan that outlines the intended outcomes and the early intervention services that will be provided.

Listing of Performance Measures of All Grants

Agency: **DEA** **Department of Economic Security**

Title: Developmental Disabilities Basic Support and Advocacy Grants

AFIS Grant No: 936300A **CFDA:** 93.630 **Grantor:** Developmental Disabilities Basic Support and Advocacy Grants

Periodic: One-Time **Start Date:** 4/01/2021 **End Date:** 9/30/2022

Type of Grant: Formula Funding **If Other, Explain:**

Fed. % or \$ Cap: 100% **Source of Match:**

AFIS fund number where the grant is maintained: DE2000 **Administrative costs are permitted to be paid using this federal money:**

Is this American Recovery and Reinvestment Act money (Stimulus)? No

Is this from 2020 federal stimulus funding? Yes

Description: Developmental Disabilities Basic Support and Advocacy Grants: To enable individuals with developmental disabilities to become independent, productive, integrated and included into their communities. Funding under these programs is to assist States in the development of a plan for a comprehensive and coordinated system of services and other activities to enhance the lives of individuals with developmental disabilities and their families to their maximum potential, and to support a system which protects the legal and human rights of individuals with developmental disabilities.

Performance Measure: Total number of individuals participating in a funded council activity

FY 2022	FY 2023	FY 2024	FY 2025
2,449	2,571	2,700	2,835

Performance Measure Description:

This funding is passed through to the Developmental Disabilities Planning Council.

Listing of Performance Measures of All Grants

Agency: **DEA** **Department of Economic Security**

Title: Developmental Disabilities Basic Support and Advocacy Grants

AFIS Grant No: 936300B **CFDA:** 93.630 **Grantor:** Developmental Disabilities Basic Support and Advocacy Grants

Periodic: One-Time **Start Date:** 3/01/2022 **End Date:** 9/30/2024

Type of Grant: Formula Funding **If Other, Explain:**

Fed. % or \$ Cap: 100% **Source of Match:**

AFIS fund number where the grant is maintained: DE2000

Is this American Recovery and Reinvestment Act money (Stimulus)?

No

Is this from 2020 federal stimulus funding?

Yes

Administrative costs are permitted to be paid using this federal money:

Description: Developmental Disabilities Basic Support and Advocacy Grants: To enable individuals with developmental disabilities to become independent, productive, integrated and included into their communities. Funding under these programs is to assist States in the development of a plan for a comprehensive and coordinated system of services and other activities to enhance the lives of individuals with developmental disabilities and their families to their maximum potential, and to support a system which protects the legal and human rights of individuals with developmental disabilities.

Performance Measure: Total number of individuals participating in a funded council activity

FY 2022	FY 2023	FY 2024	FY 2025
2,449	2,571	2,700	2,835

Performance Measure Description:

This funding is passed through to the Developmental Disabilities Planning Council.

Listing of Performance Measures of All Grants

Agency: DEA Department of Economic Security

Title: Unemployment Insurance
AFIS Grant No: 17225 **CFDA:** 17.225 **Grantor:** Unemployment Insurance
Periodic: On-Going **Start Date:** **End Date:**
Type of Grant: Continuation Funding **If Other, Explain:**
Fed. % or \$ Cap: 100% **Source of Match:**

AFIS fund number where the grant is maintained: DE2000 **Administrative costs are permitted to be paid using this federal money:**
Is this American Recovery and Reinvestment Act money (Stimulus)? No
Is this from 2020 federal stimulus funding? No

Description: To oversee unemployment insurance programs for eligible workers through federal and state cooperation; including unemployment compensation for federal employees or ex-service members, Disaster Unemployment Assistance, and to assist in the oversight of Trade Adjustment Assistance and Alternative Trade Adjustment Assistance, Reemployment Trade Adjustment Assistance programs, and temporary UI programs enacted in times of economic shocks or downturns.

Performance Measure: First UI payment promptness (federal fiscal year)

FY 2022	FY 2023	FY 2024	FY 2025
77%	68%	63%	72%

Performance Measure Description:

The grant is used to determine eligibility for unemployment insurance.

Performance Measure: UI Non-monetary determination time lapse (federal fiscal year)

FY 2022	FY 2023	FY 2024	FY 2025
68%	40%	45%	46%

Performance Measure Description:

The grant is used to determine eligibility for unemployment insurance.

Listing of Performance Measures of All Grants

Agency: DEA Department of Economic Security

Title: Emergency Food Assistance Program (Administrative Costs)

AFIS Grant No: 105680 **CFDA:** 10.568 **Grantor:** Emergency Food Assistance Program (Administrative Costs)

Periodic: On-Going **Start Date:** **End Date:**

Type of Grant: Continuation Funding **If Other, Explain:** Match is required only for the administrative component of expenditures. It comes from Arizona food banks.

Fed. % or \$ Cap: 100%/50% **Source of Match:** In-kind

AFIS fund number where the grant is maintained: DE2000 **Administrative costs are permitted to be paid using this federal money:**

Is this American Recovery and Reinvestment Act money (Stimulus)? No

Is this from 2020 federal stimulus funding? Yes



Description: To help supplement the diets of low-income persons by making funds available to States for storage and distribution costs incurred by The Emergency Food Assistance Program (TEFAP) State agencies and local organizations, such as soup kitchens, food banks, and food pantries, including faith-based organizations, in providing food assistance to needy persons.

Performance Measure: Average number of TEFAP food boxes distributed monthly

FY 2022	FY 2023	FY 2024	FY 2025
103,243	133,067	120,000	120,000

Performance Measure Description:

This grant is used to alleviate hunger of low-income individuals and families across the state.

Performance Measure: Average number of households served monthly with TEFAP (unique)

FY 2022	FY 2023	FY 2024	FY 2025
74,439	97,840	95,000	95,000

Performance Measure Description:

This grant is used to alleviate hunger of low-income individuals and families across the state.

Performance Measure: Average number of individuals served monthly with TEFAP (unique)

FY 2022	FY 2023	FY 2024	FY 2025
195,765	261,756	250,000	250,000

Performance Measure Description:

Average number of individuals served monthly with TEFAP (unique)

Performance Measure: Total pounds of food distributed by Department contracted food banks from all food sources (millions of pounds)

FY 2022	FY 2023	FY 2024	FY 2025
0	169	150	150

Performance Measure Description:

Total pounds of food distributed by Department contracted food banks from all food sources (millions of pounds)

Listing of Performance Measures of All Grants

Agency: DEA Department of Economic Security

Title: Emergency Solutions Grant Program

AFIS Grant No: 142310 **CFDA:** 14.231 **Grantor:** Emergency Solutions Grant Program

Periodic: On-Going **Start Date:** **End Date:**

Type of Grant: Continuation Funding **If Other, Explain:**

Fed. % or \$ Cap: 100% **Source of Match:**

AFIS fund number where the grant is maintained: DE2000 **Administrative costs are permitted to be paid using this federal money:**

Is this American Recovery and Reinvestment Act money (Stimulus)? No

Is this from 2020 federal stimulus funding? Yes

Description: The ESG program provides funding to: (1) engage homeless individuals and families living on the street; (2) improve the number and quality of emergency shelters for homeless individuals and families; (3) help operate these shelters; (4) provide essential services to shelter residents, (5) rapidly re-house homeless individuals and families, and (6) prevent families and individuals from becoming homeless.

Performance Measure: Number of people receiving emergency ESG services

FY 2022	FY 2023	FY 2024	FY 2025
28,622	56,808	14,212	15,633

Performance Measure Description:

This grant is used to assist homeless persons/families and those at risk of homelessness and to understand changing demographics of need.

Listing of Performance Measures of All Grants

Agency: **DEA** **Department of Economic Security**

Title: WIOA Adult Program

AFIS Grant No: 172580 **CFDA:** 17.258 **Grantor:** WIOA Adult Program

Periodic: On-Going **Start Date:** **End Date:**

Type of Grant: Continuation Funding **If Other, Explain:**

Fed. % or \$ Cap: 100% **Source of Match:**

AFIS fund number where the grant is maintained: DE2010 **Administrative costs are permitted to be paid using this federal money:**

Is this American Recovery and Reinvestment Act money (Stimulus)? No

Is this from 2020 federal stimulus funding? No

Description: The Adult Program is one of the six core programs authorized by Title I of the Workforce Innovation and Opportunity Act (WIOA). The program serves individuals and helps employers meet their workforce needs. It enables workers to obtain good jobs by providing them with job search assistance and training opportunities. WIOA establishes a priority requirement with respect to funds allocated to a local area for adult employment and training activities. American Job Center staff, when using WIOA Adult funds to provide individualized career services and training services, must give priority to recipients of public assistance, other low-income individuals, and individuals who are basic skills deficient. Performance program measures include: 1. Employed 2nd Quarter After Exit Quarter; 2. Employed 4th Quarter After Exit Quarter; 3. Median Earnings Second Quarter After Exit; 4. Credential Attainment Rate; 5. Measurable Skills Gains; and Effectiveness in Serving Employers. The employment goals are measured by using the Unemployment Insurance Wage Records Information System whenever possible.

Performance Measure: Number of adult clients who entered employment (federal fiscal year)

FY 2022	FY 2023	FY 2024	FY 2025
4,305	4,084	3,818	3,554

Performance Measure Description:

The grant is used to help WIOA Adult clients to obtain employment. *NOTE: This information is available on a program year: July 1 - June 30
 *Number employed in the 2nd quarter after exit as of 7/31/2021 Annual report will not be submitted until 1 Octob

Listing of Performance Measures of All Grants

Agency: **DEA** **Department of Economic Security**

Title: WIOA Dislocated Worker Formula Grants

AFIS Grant No: 172780 **CFDA:** 17.278 **Grantor:** WIOA Dislocated Worker Formula Grants

Periodic: On-Going **Start Date:** **End Date:**

Type of Grant: Continuation Funding **If Other, Explain:**

Fed. % or \$ Cap: 100% **Source of Match:**

AFIS fund number where the grant is maintained: DE2010

Is this American Recovery and Reinvestment Act money (Stimulus)? No

Is this from 2020 federal stimulus funding? No

Administrative costs are permitted to be paid using this federal money:



Description: The Dislocated Worker (DW) program is one of the six core programs authorized by Title I of the Workforce Innovation and Opportunity Act (WIOA). The purpose of the WIOA Dislocated Worker (DW) program is to help dislocated workers get back to work as quickly as possible and overcome barriers to employment. When individuals become dislocated workers as a result of job loss, mass layoffs, global trade dynamics or transitions in economic sectors, the DW program provides services to assist them in re-entering the workforce. States can reserve up to 25 percent of their DW funds for Rapid Response activities. The program's success is measured by the following core indicators of performance: 1. Employment Rate - 2nd Quarter After Exit; 2. Employment Rate - 4th Quarter After Exit; 3. Median Earnings - 2nd Quarter After Exit; 4. Credential Attainment Rate; 5. Measurable Skill Gains.

Performance Measure: Number of dislocated workers who entered employment (federal fiscal year)

FY 2022	FY 2023	FY 2024	FY 2025
672	703	732	763

Performance Measure Description:

The grant is used to help WIOA Dislocated Worker clients to obtain employment. *NOTE: This information is available on a program year: July 1 - June 30
 *Number employed in the 2nd quarter after exit as of 7/31/2021 Annual report will not be submitted un

Listing of Performance Measures of All Grants

Agency: **DEA** **Department of Economic Security**

Title: Work Opportunity Tax Credit Program (WOTC)

AFIS Grant No: 172710 **CFDA:** 17.271 **Grantor:** Work Opportunity Tax Credit Program (WOTC)

Periodic: On-Going **Start Date:** **End Date:**

Type of Grant: Continuation Funding **If Other, Explain:**

Fed. % or \$ Cap: 100% **Source of Match:**

AFIS fund number where the grant is maintained: DE2000 **Administrative costs are permitted to be paid using this federal money:**

Is this American Recovery and Reinvestment Act money (Stimulus)? No

Is this from 2020 federal stimulus funding? No



Description: This federal tax credit was designed to help individuals from certain targeted groups who consistently face significant barriers to employment move from economic dependency to self-sufficiency. Businesses are encouraged to hire targeted group members in order to claim the tax credit against wages paid to eligible new hire(s) during their first year of employment. WOTC joins other workforce programs that incentivize workplace diversity and facilitate access to good jobs for American workers.

Performance Measure: Total number of processed employer WOTC applications

FY 2022	FY 2023	FY 2024	FY 2025
78,162	99,634	92,074	87,215

Performance Measure Description:

The grant is used to provide the federal Work Opportunity Tax Credit to private-for-profit employers who hire from specific targeted groups of people that have in the past experienced difficulty in securing employment.

Listing of Performance Measures of All Grants

Agency: DEA Department of Economic Security

Title: Trade Adjustment Assistance

AFIS Grant No: 172450 **CFDA:** 17.245 **Grantor:** Trade Adjustment Assistance

Periodic: On-Going **Start Date:** **End Date:**

Type of Grant: Continuation Funding **If Other, Explain:**

Fed. % or \$ Cap: 100% **Source of Match:**

AFIS fund number where the grant is maintained: DE2000 **Administrative costs are permitted to be paid using this federal money:**

Is this American Recovery and Reinvestment Act money (Stimulus)? No

Is this from 2020 federal stimulus funding? No

Description: The Trade Adjustment Assistance (TAA) for Workers Program is a federal entitlement program that assists workers impacted by foreign trade. Through the provision of a number of employment-related benefits and services, the TAA Program provides trade-affected workers with opportunities to obtain the support, resources, skills, and credentials they need to return to the workforce in a good job in an in-demand industry. The program services include training, employment and case management services, job search allowances, relocation allowances, wage supplements for workers aged 50 and older, and Trade Readjustment Allowances (TRA).

Performance Measure: Reemployment rate (federal fiscal year)

FY 2022	FY 2023	FY 2024	FY 2025
73%	67%	69%	64%

Performance Measure Description:

Trade Adjustment Assistance, including Federal Unemployment Benefits Allowance, client reemployment rate.

Listing of Performance Measures of All Grants

Agency: DEA Department of Economic Security

Title: Senior Community Service Employment Program

AFIS Grant No: 172350 **CFDA:** 17.235 **Grantor:** Senior Community Service Employment Program

Periodic: On-Going **Start Date:** **End Date:**

Type of Grant: Continuation Funding **If Other, Explain:**

Fed. % or \$ Cap: 90% **Source of Match:** General Fund and local match (cash or in-kind)

AFIS fund number where the grant is maintained: DE2000 **Administrative costs are permitted to be paid using this federal money:**

Is this American Recovery and Reinvestment Act money (Stimulus)? No

Is this from 2020 federal stimulus funding? No



Description: The Senior Community Service Employment Program (SCSEP) is a community service and work-based job training program for older Americans. Authorized by the Older Americans Act, the program provides training for low-income, unemployed seniors. Participants also have access to employment assistance through American Job Centers. SCSEP participants gain work experience in a variety of community service activities at non-profit and public facilities, including schools, hospitals, day-care centers, and senior centers. The program provides over 40 million community service hours to public and non-profit agencies, allowing them to enhance and provide needed services. Participants work an average of 20 hours a week and are paid the highest of federal, state or local minimum wage. This training serves as a bridge to unsubsidized employment opportunities for participants. Participants must be at least 55, unemployed, and have a family income of no more than 125% of the federal poverty level. Enrollment priority is given to veterans and qualified spouses, then to individuals who are over 65, have a disability, have low literacy skills or limited English proficiency, reside in a rural area, are homeless or at risk of homelessness, have low employment prospects, formerly incarcerated within the last five years, or have failed to find employment after using services through the American Job Center system.

Performance Measure: Percent of participants in the older workers program transitioned from subsidized to unsubsidized positions.

FY 2022	FY 2023	FY 2024	FY 2025
19%	29%	25%	23%

Performance Measure Description:

The grant is used to assist older workers in gaining unsubsidized employment.

Listing of Performance Measures of All Grants

Agency: DEA Department of Economic Security

Title: Jobs for Veterans State Grants

AFIS Grant No: 178010 **CFDA:** 17.801 **Grantor:** Jobs for Veterans State Grants

Periodic: On-Going **Start Date:** **End Date:**

Type of Grant: Continuation Funding **If Other, Explain:**

Fed. % or \$ Cap: 100% **Source of Match:**

AFIS fund number where the grant is maintained: DE2000 **Administrative costs are permitted to be paid using this federal money:**

Is this American Recovery and Reinvestment Act money (Stimulus)? No

Is this from 2020 federal stimulus funding? No

Description: The Jobs for Veterans State Grants (JVSG) program provides federal funding, through a formula grant, to 54 State Workforce Agencies (SWAs) to hire dedicated staff to provide individualized career and training-related services to veterans and eligible persons with significant barriers to employment and to assist employers fill their workforce needs with job-seeking veterans.

Performance Measure: Disabled Veterans who entered into employment

FY 2022	FY 2023	FY 2024	FY 2025
1,138	1,706	1,350	1,352

Performance Measure Description:

Disabled Veterans who entered into employment (DVOP)

Performance Measure: Staff outreach to employers

FY 2022	FY 2023	FY 2024	FY 2025
1,295	1,462	1,378	1,418

Performance Measure Description:

Local Veterans' Employment Representative Program

Listing of Performance Measures of All Grants

Agency: **DEA** **Department of Economic Security**

Title: Rehabilitation Services Vocational Rehabilitation Grants to States

AFIS Grant No: 841260 **CFDA:** 84.126 **Grantor:** Rehabilitation Services Vocational Rehabilitation Grants to States

Periodic: On-Going **Start Date:** **End Date:**

Type of Grant: Continuation Funding **If Other, Explain:**

Fed. % or \$ Cap: 78.7% **Source of Match:** General Fund and local match

AFIS fund number where the grant is maintained: DE2000 **Administrative costs are permitted to be paid using this federal money:**

Is this American Recovery and Reinvestment Act money (Stimulus)? No

Is this from 2020 federal stimulus funding? No



Description: To assist States in operating comprehensive, coordinated, effective, efficient and accountable programs of vocational rehabilitation (VR); to assess, plan, develop, and provide VR services for individuals with disabilities, consistent with their strengths, resources, priorities, concerns, abilities, capabilities, and informed choice so they may prepare for and engage in an employment outcome.

Performance Measure: Percent of VR clients employed in competitive setting (federal fiscal year)

FY 2022	FY 2023	FY 2024	FY 2025
99%	99%	99%	99%

Performance Measure Description:

The grant is used to assist Vocational Rehabilitation clients in becoming employed in competitive setting.

Listing of Performance Measures of All Grants

Agency: DEA Department of Economic Security

Title: ACL Independent Living State Grants

AFIS Grant No: 933690 **CFDA:** 93.369 **Grantor:** ACL Independent Living State Grants

Periodic: On-Going **Start Date:** **End Date:**

Type of Grant: Continuation Funding **If Other, Explain:**

Fed. % or \$ Cap: 90% **Source of Match:** General Fund

AFIS fund number where the grant is maintained: DE2000

Is this American Recovery and Reinvestment Act money (Stimulus)? No

Is this from 2020 federal stimulus funding? No

Administrative costs are permitted to be paid using this federal money:



Description: To provide financial assistance to States for expanding and improving the provision of independent living (IL) services to individuals with significant disabilities by promoting and maximizing their full integration and inclusion into the mainstream of American society.

Performance Measure: The number of individuals receiving services in order to achieve or maintain their independence

FY 2022	FY 2023	FY 2024	FY 2025
16	22	13	16

Performance Measure Description:

The number of individuals receiving services in order to achieve or maintain their independence.

Listing of Performance Measures of All Grants

Agency: **DEA** **Department of Economic Security**

Title: Rehabilitation Services Independent Living Services for Older Individuals Who are Blind

AFIS Grant No: 841770 **CFDA:** 84.177 **Grantor:** Rehabilitation Services Independent Living Services for Older Individuals Who are Blind

Periodic: On-Going **Start Date:** **End Date:**

Type of Grant: Continuation Funding **If Other, Explain:**

Fed. % or \$ Cap: 90% **Source of Match:** General Fund

AFIS fund number where the grant is maintained: DE2000 **Administrative costs are permitted to be paid using this federal money:**

Is this American Recovery and Reinvestment Act money (Stimulus)? No

Is this from 2020 federal stimulus funding? No



Description: To provide any independent living services that are described in 34 CFR Section 367.3(b) of the program regulations to older individuals who are blind; improve or expand services for these individuals; and conduct activities to help improve public understanding of the challenges of these individuals.

Performance Measure: Number of individuals receiving services in order to achieve or maintain their independence

FY 2022	FY 2023	FY 2024	FY 2025
635	599	302	309

Performance Measure Description:

Number of individuals successfully completing an Independent Living Plan as a result of receiving services.

Listing of Performance Measures of All Grants

Agency: **DEA** **Department of Economic Security**

Title: Special Education-Grants for Infants and Families

AFIS Grant No: 841810 **CFDA:** 84.181 **Grantor:** Special Education-Grants for Infants and Families

Periodic: On-Going **Start Date:** **End Date:**

Type of Grant: Continuation Funding **If Other, Explain:**

Fed. % or \$ Cap: 100% **Source of Match:**

AFIS fund number where the grant is maintained: DE2000 **Administrative costs are permitted to be paid using this federal money:**

Is this American Recovery and Reinvestment Act money (Stimulus)? No

Is this from 2020 federal stimulus funding? No



Description: To provide grants to States to assist them to implement and maintain a Statewide, comprehensive, coordinated, multidisciplinary, interagency system to make available early intervention services to infants and toddlers with disabilities and their families.

Performance Measure: Individualized Family Service Plan (IFSP) completion timeliness

FY 2022	FY 2023	FY 2024	FY 2025
99%	96%	97%	97%

Performance Measure Description:

The United States Department of Education, Office of Special Education Programs (USDOE/OSEP) oversees the implementation of Part C of the Individuals with Disabilities Education Act (IDEA), which governs the Arizona Early Intervention Program. IDEA requir

Listing of Performance Measures of All Grants

Agency: **DEA** **Department of Economic Security**

Title: Supported Employment Services for Individuals with the Most Significant Disabilities

AFIS Grant No: 841870 **CFDA:** 84.187 **Grantor:** Supported Employment Services for Individuals with the Most Significant Disabilities

Periodic: On-Going **Start Date:** **End Date:**

Type of Grant: Continuation Funding **If Other, Explain:**

Fed. % or \$ Cap: 100% **Source of Match:**

AFIS fund number where the grant is maintained: DE2000

Is this American Recovery and Reinvestment Act money (Stimulus)? No

Is this from 2020 federal stimulus funding? No

Administrative costs are permitted to be paid using this federal money:

Description: To assist States in developing collaborative programs with appropriate public and private non-profit organizations to provide supported employment services for individuals with the most significant disabilities.

Performance Measure: Percent of VR clients requiring supported employment services employed in a competitive setting (federal fiscal year)

FY 2022	FY 2023	FY 2024	FY 2025
15%	23%	19%	17%

Performance Measure Description:

The grant is used to provide funds for time limited supported employment services within the Vocational Rehabilitation program and is tied to the performance measure for the State Vocational Rehabilitation Program.

Listing of Performance Measures of All Grants

Agency: **DEA** **Department of Economic Security**

Title: Special Programs for the Aging, Title VII, Chapter 3, Programs for Prevention of Elder Abuse, Neglect, and Exploitation

AFIS Grant No: 930410 **CFDA:** 93.041 **Grantor:** Special Programs for the Aging, Title VII, Chapter 3, Programs for Prevention of Elder Abuse, Neglect, and Exploitation

Periodic: On-Going **Start Date:** **End Date:**

Type of Grant: Continuation Funding **If Other, Explain:**

Fed. % or \$ Cap: 100% **Source of Match:**

AFIS fund number where the grant is maintained: DE2000 **Administrative costs are permitted to be paid using this federal money:**

Is this American Recovery and Reinvestment Act money (Stimulus)? No

Is this from 2020 federal stimulus funding? No



Description: To support activities to develop, strengthen, and carry out programs for the prevention, detection, assessment, and treatment of, intervention in, investigation of, and response to elder abuse, neglect, and exploitation (including financial exploitation), including: (1) providing for public education and outreach to identify and prevent elder abuse, neglect, and exploitation; (2) providing for public education and outreach to promote financial literacy and prevent identity theft and financial exploitation of older individuals; (3) ensuring the coordination of services provided by area agencies on aging with services instituted under the State adult protection service program, State and local law enforcement systems, and courts of competent jurisdiction; (4) promoting the development of information and data systems, including elder abuse reporting systems, to quantify the extent of elder abuse, neglect, and exploitation in the State; (5) conducting analysis of State information concerning elder abuse, neglect, and exploitation and identifying unmet service, enforcement, or intervention needs; (6) conducting training for individuals, professionals, and paraprofessionals, in relevant fields on the identification, prevention, and treatment of elder abuse, neglect, and exploitation, with particular focus on prevention and enhancement of self determination and autonomy; (7) providing technical assistance to programs that provide or have the potential to provide services for victims of elder abuse, neglect, and exploitation and for family members of the victims; (8) conducting special and on going training for individuals involved in serving victims of elder abuse, neglect, and exploitation, on the topics of self determination, individual rights, State and Federal requirements concerning confidentiality, and other topics determined by a State agency to be appropriate; (9) promoting the development of an elder abuse, neglect, and exploitation system; (10) examining various types of shelters serving older individuals (in this paragraph referred to as safe havens), and testing various safe haven models for establishing safe havens (at home or elsewhere), that recognize autonomy and self-determination, and fully protect the due process rights of older individuals; and (11) supporting multidisciplinary elder justice activities.

Performance Measure: Number of clients served through legal services

FY 2022	FY 2023	FY 2024	FY 2025
95	1,344	900	950

Performance Measure Description:

The grant is used to develop, strengthen, and carry out programs for the prevention and treatment of elder abuse, neglect, and exploitation, including legal services to assist vulnerable adults.

Listing of Performance Measures of All Grants

Agency: DEA Department of Economic Security

Title: Special Programs for the Aging, Title VII, Chapter 2, Long Term Care Ombudsman Services for Older Individuals

AFIS Grant No: 930420 **CFDA:** 93.042 **Grantor:** Special Programs for the Aging, Title VII, Chapter 2, Long Term Care Ombudsman Services for Older Individuals

Periodic: On-Going **Start Date:** **End Date:**
Type of Grant: Continuation Funding **If Other, Explain:**
Fed. % or \$ Cap: **Source of Match:**

AFIS fund number where the grant is maintained: DE2000 **Administrative costs are permitted to be paid using this federal money:**

Is this American Recovery and Reinvestment Act money (Stimulus)? No

Is this from 2020 federal stimulus funding? Yes

Description: The principal role of this Ombudsman Program is to investigate and resolve complaints made by or on behalf of residents of nursing homes or other long-term care facilities. Ombudsmen also promote policies and practices needed to improve the quality of care and life in long-term care facilities and educate both consumers and providers about residents' rights and good care practices.

Performance Measure: Number of complaints received

FY 2022	FY 2023	FY 2024	FY 2025
0	3,007	3,500	4,000

Performance Measure Description:
Number of complaints received

Performance Measure: Number of routine access visits conducted

FY 2022	FY 2023	FY 2024	FY 2025
0	5,373	5,400	5,400

Performance Measure Description:
Number of routine access visits conducted

Listing of Performance Measures of All Grants

Agency: **DEA** **Department of Economic Security**

Title: Special Programs for the Aging, Title III, Part D, Disease Prevention and Health Promotion Services

AFIS Grant No: 930430 **CFDA:** 93.043 **Grantor:** Special Programs for the Aging, Title III, Part D, Disease Prevention and Health Promotion Services

Periodic: On-Going **Start Date:** **End Date:**

Type of Grant: Continuation Funding **If Other, Explain:**

Fed. % or \$ Cap: 100% **Source of Match:**

AFIS fund number where the grant is maintained: DE2000

Is this American Recovery and Reinvestment Act money (Stimulus)? No

Is this from 2020 federal stimulus funding? Yes

Administrative costs are permitted to be paid using this federal money:

X

Description: To develop or strengthen preventive health service and health promotion systems through designated State Agencies on Aging and Area Agencies on Aging. Funds are provided for evidence-based disease prevention and health promotion services including programs related to: physical fitness; medication management; chronic disease self-management education; psychosocial behavioral health intervention; HIV; arthritis; brain health; diabetes; falls prevention; depression; and chronic pain.

Performance Measure: Number of health education and wellness workshop attendees

FY 2022	FY 2023	FY 2024	FY 2025
4,019	4,158	4,200	4,250

Performance Measure Description:

The grant is used to align with the Administration on Aging's strategic plan for the implementation of evidenced based programs.

Performance Measure: Number of evidence based programs implemented annually

FY 2022	FY 2023	FY 2024	FY 2025
0	982	1,050	1,125

Performance Measure Description:

Number of evidence based programs implemented annually

Listing of Performance Measures of All Grants

Agency: **DEA** **Department of Economic Security**

Title: Special Programs for the Aging, Title III, Part B, Grants for Supportive Services and Senior Centers

AFIS Grant No: 930440 **CFDA:** 93.044 **Grantor:** Special Programs for the Aging, Title III, Part B, Grants for Supportive Services and Senior Centers

Periodic: On-Going **Start Date:** **End Date:**

Type of Grant: Continuation Funding **If Other, Explain:**

Fed. % or \$ Cap: 85% **Source of Match:** General Fund and local match (cash or in-kind)

AFIS fund number where the grant is maintained: DE2000 **Administrative costs are permitted to be paid using this federal money:**

Is this American Recovery and Reinvestment Act money (Stimulus)? No

Is this from 2020 federal stimulus funding? Yes

Description: To encourage State Agencies on Aging and Area Agencies on Aging to concentrate resources to develop and implement comprehensive and coordinated community-based systems of service for older individuals via Statewide planning, and area planning and provision of supportive services, including multipurpose senior centers. The objective of these services and centers is to maximize the informal support provided to older Americans to enable them to remain in their homes and communities. Providing transportation services, in-home services, and other support services, this program insures that elders receive the services they need to remain independent.

Performance Measure: Number of units utilized in Non-Medical Home and Community Based Services

FY 2022	FY 2023	FY 2024	FY 2025
49,780	2,571,642	2,600,000	2,660,000

Performance Measure Description:

Number of units utilized in Non-Medical Home and Community Based Services

Performance Measure: Number of individuals served for Non-Medical Home and Community Based Services

FY 2022	FY 2023	FY 2024	FY 2025
0	19,067	20,000	21,000

Performance Measure Description:

Number of individuals served for Non-Medical Home and Community Based Services

Listing of Performance Measures of All Grants

Agency: DEA Department of Economic Security

Title: Special Programs for the Aging, Title III, Part C, Nutrition Services

AFIS Grant No: 930450 **CFDA:** 93.045 **Grantor:** Special Programs for the Aging, Title III, Part C, Nutrition Services

Periodic: On-Going **Start Date:** **End Date:**

Type of Grant: Continuation Funding **If Other, Explain:**

Fed. % or \$ Cap: 85% **Source of Match:** General Fund and local match (cash or in-kind)

AFIS fund number where the grant is maintained: DE2000 **Administrative costs are permitted to be paid using this federal money:**

Is this American Recovery and Reinvestment Act money (Stimulus)? No

Is this from 2020 federal stimulus funding? Yes



Description: To provide grants to States and U.S. Territories to support nutrition services including nutritious meals, nutrition education and other appropriate nutrition services for older adults in order to maintain health, independence and quality of life. Meals and nutrition services are to be served in a congregate setting or delivered to the home, if the older adult is homebound.

Performance Measure: Number of congregate meals served

FY 2022	FY 2023	FY 2024	FY 2025
908,870	910,223	911,300	911,500

Performance Measure Description:

The grant is used to increase the nutrient intake of participants to prevent or reduce the risk of chronic diseases, preserve and promote health, and improve nutritional status.

Performance Measure: Number of home delivered meals served

FY 2022	FY 2023	FY 2024	FY 2025
2,305,679	1,796,405	1,797,200	1,797,500

Performance Measure Description:

Number of home delivered meals served

Listing of Performance Measures of All Grants

Agency: DEA Department of Economic Security

Title: Temporary Assistance for Needy Families

AFIS Grant No: 935580 **CFDA:** 93.558 **Grantor:** Temporary Assistance for Needy Families

Periodic: On-Going **Start Date:** **End Date:**

Type of Grant: Continuation Funding **If Other, Explain:**

Fed. % or \$ Cap: 100% **Source of Match:**

AFIS fund number where the grant is maintained: DE2007

Administrative costs are permitted to be paid using this federal money:

Is this American Recovery and Reinvestment Act money (Stimulus)? No

Is this from 2020 federal stimulus funding? No



Description: To provide grants to States and the District of Columbia, Territories, and Indian Tribes to assist needy families with children so that children can be cared for in their own homes or in the homes of relatives; end the dependence of needy parents on government benefits by promoting job preparation, work, and marriage; prevent and reduce the incidence of out-of-wedlock pregnancies; and encourage the formation and maintenance of two-parent families.

Performance Measure: Average Number of TANF Cash Assistance recipients

FY 2022	FY 2023	FY 2024	FY 2025
12,947	11,354	11,380	11,380

Performance Measure Description:

This grant is used to provide temporary financial assistance to families with dependent children.

Performance Measure: Cash assistance related child care caseload

FY 2022	FY 2023	FY 2024	FY 2025
3,985	3,646	3,650	3,650

Performance Measure Description:

The grant is used to provide child care assistance to families receiving cash assistance as part of their employment plan.

Listing of Performance Measures of All Grants

Agency: **DEA** **Department of Economic Security**

Title: Child Support Enforcement

AFIS Grant No: 935630 **CFDA:** 93.563 **Grantor:** Child Support Enforcement

Periodic: On-Going **Start Date:** **End Date:**

Type of Grant: Continuation Funding **If Other, Explain:**

Fed. % or \$ Cap: 66% **Source of Match:** General Fund or SSRE

AFIS fund number where the grant is maintained: DE2000 **Administrative costs are permitted to be paid using this federal money:**

Is this American Recovery and Reinvestment Act money (Stimulus)? No

Is this from 2020 federal stimulus funding? No



Description: The purpose of this program is to enforce the support obligations owed by absent parents to their children, locate absent parents, establish paternity, and obtain child, spousal and medical support.

Performance Measure: Paternity establishment percentage

FY 2022	FY 2023	FY 2024	FY 2025
172%	176%	174%	174%

Performance Measure Description:

Measures the number of children born out-of-wedlock and the number of children with paternity acknowledge or establishment. Grant funds are used to establish paternity.

Performance Measure: Support order establishment

FY 2022	FY 2023	FY 2024	FY 2025
95%	95%	94%	94%

Performance Measure Description:

Measures the percentage of cases with support orders. Grant funds are used to establish child support orders.

Performance Measure: Current collections ratio

FY 2022	FY 2023	FY 2024	FY 2025
59%	60%	60%	60%

Performance Measure Description:

Measures current support paid vs. child support due. Grant funds are used to collect current child support obligations.

Performance Measure: Arrearage collections ratio

FY 2022	FY 2023	FY 2024	FY 2025
56%	56%	59%	59%

Performance Measure Description:

Measures the percentage of cases with an arrears payment collected. Grant funds are used to collect past due child support obligations.

Performance Measure: Cost effectiveness

FY 2022	FY 2023	FY 2024	FY 2025
4	4	5	5

Performance Measure Description:

The measure is a ratio of total child support collection dollars distributed to total dollars expended as defined by the U.S. Department of Health and Human Services.

Listing of Performance Measures of All Grants

Agency: **DEA** **Department of Economic Security**

Title: Refugee and Entrant Assistance State/Replacement Designee Administered Programs

AFIS Grant No:	935660A	CFDA:	93.566A	Grantor:	
Periodic:	On-Going	Start Date:		End Date:	
Type of Grant:	Continuation Funding	If Other, Explain:			
Fed. % or \$ Cap:	100%	Source of Match:			

AFIS fund number where the grant is maintained:	DE2000	Administrative costs are permitted to be paid using this federal money:	
Is this American Recovery and Reinvestment Act money (Stimulus)?	No		<input checked="" type="checkbox"/>
Is this from 2020 federal stimulus funding?	No		

Description:

Performance Measure: Number of eligible refugees receiving medical assistance

FY 2022	FY 2023	FY 2024	FY 2025
30	1	100	100

Performance Measure Description:

The grant is used to address immediate and crucial health needs of refugees, thus contributing to their well being and self-sufficiency.

Listing of Performance Measures of All Grants

Agency: **DEA** **Department of Economic Security**

Title: Low-Income Home Energy Assistance

AFIS Grant No: 935680 **CFDA:** 93.568 **Grantor:** Low-Income Home Energy Assistance

Periodic: On-Going **Start Date:** **End Date:**

Type of Grant: Continuation Funding **If Other, Explain:**

Fed. % or \$ Cap: 100% **Source of Match:**

AFIS fund number where the grant is maintained: DE2000 **Administrative costs are permitted to be paid using this federal money:**

Is this American Recovery and Reinvestment Act money (Stimulus)? No

Is this from 2020 federal stimulus funding? Yes

Description: The objective of the Low Income Home Energy Assistance Program (LIHEAP) is to make grants available to States, the District of Columbia, US Territories, and Native American Tribes and tribal organizations for the purpose of assisting eligible households to meet the costs of home energy. Supplemental Leveraging Incentive funds may be awarded to reward grant recipients that provide additional benefits and services to LIHEAP-eligible households beyond what could be provided with Federal funds. A portion of the leveraging incentive funds may be set aside by HHS for LIHEAP recipients to provide services through local administrating agencies to help LIHEAP-eligible households reduce their energy vulnerability under the Residential Energy Assistance Challenge Program (REACH). Training and Technical Assistance funds are authorized to conduct federal monitoring and provide training and technical assistance to recipients administering the LIHEAP block grant.

Performance Measure: Number of households receiving financial assistance for paying home energy bills

FY 2022	FY 2023	FY 2024	FY 2025
14,907	22,620	25,000	20,000

Performance Measure Description:

This grant is used to assist low-income households in maintaining basic utility services through the Community Action Agencies (CAAs).

Performance Measure: Number of safe and affordable housing units in the community preserved or improved through construction, weatherization, or rehabilitation achieved by Community Action Agencies

FY 2022	FY 2023	FY 2024	FY 2025
600	483	500	400

Performance Measure Description:

This grant is used to provide weatherization and other services intended to improve the conditions in which low-income individuals live and lower the overall energy burden of low-income families.

Listing of Performance Measures of All Grants

Agency:	DEA Department of Economic Security				
Title:	Child Care Mandatory and Matching Funds of the Child Care and Development Fund				
AFIS Grant No:	935960	CFDA:	93.596	Grantor:	Child Care Mandatory and Matching Funds of the Child Care and Development Fund
Periodic:	On-Going	Start Date:		End Date:	
Type of Grant:	Formula Funding	If Other, Explain:			
Fed. % or \$ Cap:	FMAP	Source of Match:	In Kind		
AFIS fund number where the grant is maintained:			DE2008	Administrative costs are permitted to be paid using this federal money:	<input checked="" type="checkbox"/>
Is this American Recovery and Reinvestment Act money (Stimulus)?			No		
Is this from 2020 federal stimulus funding?			No		
Description:	<p>The Mandatory and Matching portion (or Child Care Entitlement or CCE) of the Child Care and Development Fund (CCDF) program consists of Mandatory funds (which are 100% federal) and Matching funds (which require a State match and maintenance of effort). The Mandatory and Matching funds are made available in section 418 of the Social Security Act (42 U.S.C. 618) and are not subject to annual appropriations. Allocations of the Mandatory Funds are based on a State's Federal share of the expenditures for the now-repealed AFDC-linked child care programs (AFDC/JOBS Child Care, Transitional Child Care, and At-Risk Child Care) in 1994 or 1995, or the average of 1992 through 1994, whichever was greater. A State is not required to expend any State funds in order to receive its share of the Mandatory Funds. Previously, the Mandatory and Matching funds provided about \$2.9 billion in federal funding per year for child care. The American Rescue Plan (ARP) Act of 2021 (P. L. 117-2) was enacted March 11, 2021 and appropriated \$3,550,000,000 (Section 9801) in mandatory and matching funding for CCDF, which is a permanent annual appropriation effective fiscal year 2021. The appropriation includes \$3.375 billion to States, \$75 million to Territories (previously not eligible), and \$100 million to Tribes.</p> <p>To access Matching Funds, a State must obligate all of its Mandatory Funds allotted in a fiscal year and maintain 100% of the State's share of expenditures for the former programs in fiscal year 1994 or fiscal year 1995, whichever is greater (i.e., maintenance of effort). Matching Funds must be matched at the applicable Federal Medical Assistance Percentage (FMAP) rate, which is the Medicaid Program matching rate. The Matching Funds are distributed based on the number of children under age 13 in a State compared with the national total of children under age 13. Section 9801 of the ARP Act of 2021 (P. L. 117-2) appropriated \$3.375 billion in CCDF Mandatory and Matching funds to States. Because the state Mandatory fund amount remains fixed in law, the \$512,250,000 increase appropriated to states by the ARP Act are awarded in Matching funds. Matching funds are available to states if three conditions are met by the end of the fiscal year in which the funds are awarded: (1) all Mandatory funds are obligated; (2) the state's Maintenance-of-Effort funds are expended; and (3) the state provides its share of Matching funds at the FMAP rate. However, states are not required to match the additional funds awarded in section 9801 of the ARP Act in FY 2021 or FY 2022. Section 9801 of the ARP Act appropriated CCDF Mandatory funds to territories for the first time, including American Samoa, Guam, Puerto Rico, the Commonwealth of the Northern Mariana Islands, and the Virgin Islands of the United States. Mandatory funds to territories are allotted based on the number of children under age five living in territories and per capita income in the territories. Territory Mandatory funds are not subject to any matching requirements. Territory Mandatory funds must be obligated in the fiscal year that they are awarded and liquidated in the following year.</p> <p>Not less than 1%, but not more than 2% of the total Mandatory and Matching Funds are reserved for Tribes and tribal organizations based on the number of children living on or near Tribal reservations or other appropriate area served by the tribal recipient. Tribes and tribal organizations are not required to provide matching funds. Prior to the ARP Act, Tribal lead agencies received a proportion of the child care funds appropriated under Section 418 of the Social Security Act. Section 9801 of the ARP Act of 2021 (P. L. 117-2) amended the Social Security Act to explicitly appropriate \$100 million in Mandatory funds to Tribal lead agencies. This increases the initial FY 2021 Mandatory funds awarded to Tribal lead agencies by 70 percent. Otherwise, the requirements for Tribal Mandatory funds remain the same. Mandatory funds to Tribes are allocated based on the number of children under the age of 13 in a Tribe's service area.</p>				

Listing of Performance Measures of All Grants

Agency: DEA Department of Economic Security

Performance Measure: Percentage of Children in Quality Care

<u>FY 2022</u>	<u>FY 2023</u>	<u>FY 2024</u>	<u>FY 2025</u>
54%	64%	66%	66%

Performance Measure Description:

This performance measure tracks the percentage of DES & DCS children that are served by a Quality First (3, 4, and 5 Star) or nationally accredited provider.

Listing of Performance Measures of All Grants

Agency: **DEA** **Department of Economic Security**

Title: Developmental Disabilities Basic Support and Advocacy Grants

AFIS Grant No: 936300 **CFDA:** 93.630 **Grantor:** Developmental Disabilities Basic Support and Advocacy Grants

Periodic: On-Going **Start Date:** **End Date:**

Type of Grant: Continuation Funding **If Other, Explain:**

Fed. % or \$ Cap: 75% **Source of Match:** General Fund or local match (cash or in-kind)

AFIS fund number where the grant is maintained: DE2000 **Administrative costs are permitted to be paid using this federal money:**

Is this American Recovery and Reinvestment Act money (Stimulus)? No

Is this from 2020 federal stimulus funding? No

Description: Developmental Disabilities Basic Support and Advocacy Grants: To enable individuals with developmental disabilities to become independent, productive, integrated and included into their communities. Funding under these programs is to assist States in the development of a plan for a comprehensive and coordinated system of services and other activities to enhance the lives of individuals with developmental disabilities and their families to their maximum potential, and to support a system which protects the legal and human rights of individuals with developmental disabilities.

Performance Measure: Total number of individuals participating in a funded council activity

FY 2022	FY 2023	FY 2024	FY 2025
2,449	2,571	2,700	2,835

Performance Measure Description:

This funding is passed through to the Developmental Disabilities Planning Council.

Listing of Performance Measures of All Grants

Agency: **DEA** **Department of Economic Security**

Title: Social Services Block Grant

AFIS Grant No: 936670 **CFDA:** 93.667 **Grantor:** Social Services Block Grant

Periodic: On-Going **Start Date:** **End Date:**

Type of Grant: Continuation Funding **If Other, Explain:**

Fed. % or \$ Cap: 100% **Source of Match:**

AFIS fund number where the grant is maintained: DE2000 **Administrative costs are permitted to be paid using this federal money:**

Is this American Recovery and Reinvestment Act money (Stimulus)? No

Is this from 2020 federal stimulus funding? No

Description: The objective is to enable each state and territory to furnish social services best suited to the needs of the individuals residing in the state or territory. Federal grant funds may be used by recipients to provide services directed toward one of the following five goals specified in the law:
 (1) To prevent, reduce, or eliminate dependency;
 (2) To achieve or maintain self-sufficiency;
 (3) To prevent neglect, abuse, or exploitation of children and adults;
 (4) To prevent or reduce inappropriate institutional care; and
 (5) To secure admission or referral for institutional care when other forms of care are not appropriate.

Additionally, the Omnibus Territories Act, or Title V. of Public Law 95-134, authorizes a consolidation of grants for the insular areas (also called 'territories') of Guam, the U.S. Virgin Islands, the Commonwealth of the Northern Marianas, and American Samoa. Each of these territories may submit a single application for up to 22 health and human services grant programs specified in regulation at 45 CFR Part 97.

Territories, under what is termed the Consolidated Block Grant or CBG, are entitled to receive a single sum under the authority at Title XX or the SSBG that can be expended on any purpose allowable under the programs in the consolidated grant. Under SSBG, the funds may be expended for purposes as authorized for this authority. Further, territories may determine the proportion of the consolidated grant to be spent on various discrete services or activities.

The U.S. Department of Health and Human Services (HHS) may waive matching and application or reporting requirements from the consolidated resource grants for territories.

Programs eligible to be consolidated include (but are not limited to) the following: protection services such as Title IV-B of the Social Security Act (SSA), Parts 1 and 2, Child Welfare, Family Preservation Services; Child Abuse Prevention and Treatment Act (CAPTA); Education and Training; Women and Infants nutrition assistance (WIC); Food Stamps; Child Care Development Block Grant (CCDBG); Maternal and Child Health Block Grant; State Children's Health Insurance Program (CHIP); Medicaid; Foster Care; Adoption Assistance; Child Support, Older Americans programs, under Older Americans Act; the Low Income Home Energy Assistance Program (LIHEAP), the Community Services Block Grant (CSBG), Programs for the Disabled under the Developmental Disabilities or DD Act; Temporary Assistance to Needy Families or TANF; and Social Services Block Grant or SSBG.

Performance Measure: Number of units utilized for Non-Medical Home and Community based services

FY 2022	FY 2023	FY 2024	FY 2025
100	2,571,642	2,600,000	2,660,000

Performance Measure Description:

Number of units utilized for Non-Medical Home and Community based services

Listing of Performance Measures of All Grants

Agency: **DEA** **Department of Economic Security**

Title: Social Security Disability Insurance

AFIS Grant No: 960010 **CFDA:** 96.001 **Grantor:** Social Security Disability Insurance

Periodic: On-Going **Start Date:** **End Date:**

Type of Grant: Continuation Funding **If Other, Explain:**

Fed. % or \$ Cap: 100% **Source of Match:**

AFIS fund number where the grant is maintained: DE2000 **Administrative costs are permitted to be paid using this federal money:**

Is this American Recovery and Reinvestment Act money (Stimulus)? No

Is this from 2020 federal stimulus funding? No

Description: To replace part of the earnings lost because of a physical or mental impairment, or a combination of impairments, severe enough to prevent a person from working.

Performance Measure: Disability determination - accuracy rate (federal fiscal year)

FY 2022	FY 2023	FY 2024	FY 2025
94%	96%	97%	97%

Performance Measure Description:

The grant is used to determine applicants' eligibility for Social Security Disability Insurance payments. Percent of correct cases.

Listing of Performance Measures of All Grants

Agency: **DEA** **Department of Economic Security**

Title: Social Security Disability Insurance

AFIS Grant No: 960010A **CFDA:** 96.001 **Grantor:** Social Security Disability Insurance

Periodic: On-Going **Start Date:** **End Date:**

Type of Grant: Continuation Funding **If Other, Explain:**

Fed. % or \$ Cap: 100% **Source of Match:**

AFIS fund number where the grant is maintained: DE2000 **Administrative costs are permitted to be paid using this federal money:**

Is this American Recovery and Reinvestment Act money (Stimulus)? No

Is this from 2020 federal stimulus funding? No

Description: To replace part of the earnings lost because of a physical or mental impairment, or a combination of impairments, severe enough to prevent a person from working.

Performance Measure: Number of claims receiving SSI/SSDI reimbursement

FY 2022	FY 2023	FY 2024	FY 2025
88	198	213	230

Performance Measure Description:

The number of claims for which Rehabilitation Services Administration has received SSI/SSDI reimbursement. Based on Federal Fiscal Year, figures not available until after end of Federal Fiscal Year close.

Listing of Performance Measures of All Grants

Agency: **DEA** **Department of Economic Security**

Title: CORONAVIRUS STATE AND LOCAL FISCAL RECOVERY FUNDS

AFIS Grant No:	210227C	CFDA:	21.027C	Grantor:	
Periodic:	One-Time	Start Date:	7/01/2022	End Date:	6/30/2024
Type of Grant:	Other	If Other, Explain:			
Fed. % or \$ Cap:	100%	Source of Match:			

AFIS fund number where the grant is maintained:	DE2985	Administrative costs are permitted to be paid using this federal money:	
Is this American Recovery and Reinvestment Act money (Stimulus)?	No		
Is this from 2020 federal stimulus funding?	Yes		<input checked="" type="checkbox"/>

Description:

Performance Measure: Number of Households Receiving ERAP Assistance

FY 2022	FY 2023	FY 2024	FY 2025
0	32,933	111,883	0

Performance Measure Description:

Number of Households Receiving ERAP Assistance

Listing of Performance Measures of All Grants

Agency: **DEA** **Department of Economic Security**

Title: CORONAVIRUS STATE AND LOCAL FISCAL RECOVERY FUNDS

AFIS Grant No:	21027A	CFDA:	21.027A	Grantor:	
Periodic:	One-Time	Start Date:	7/01/2022	End Date:	6/30/2024
Type of Grant:	Other	If Other, Explain:			
Fed. % or \$ Cap:	100%	Source of Match:			

AFIS fund number where the grant is maintained:	DE2985	Administrative costs are permitted to be paid using this federal money:	
Is this American Recovery and Reinvestment Act money (Stimulus)?	No		<input type="checkbox"/>
Is this from 2020 federal stimulus funding?	Yes		

Description:

Performance Measure: Total of Households Served (Unique)

FY 2022	FY 2023	FY 2024	FY 2025
0	153,165	573,780	0

Performance Measure Description:

Total of Households Served (Unique)

Performance Measure: Total of Individuals Served (Unique)

FY 2022	FY 2023	FY 2024	FY 2025
0	380,001	1,423,483	0

Performance Measure Description:

Total of Households Served (Unique)

Performance Measure: Total of TEFAP Boxes Distributed

FY 2022	FY 2023	FY 2024	FY 2025
0	424,257	1,588,842	0

Performance Measure Description:

Total of TEFAP Boxes Distributed

Listing of Performance Measures of All Grants

Agency: **DEA** **Department of Economic Security**

Title: CORONAVIRUS STATE AND LOCAL FISCAL RECOVERY FUNDS

AFIS Grant No:	21027E	CFDA:	21.027E	Grantor:	
Periodic:	One-Time	Start Date:	7/01/2022	End Date:	6/30/2024
Type of Grant:	Other	If Other, Explain:			
Fed. % or \$ Cap:	100%	Source of Match:			

AFIS fund number where the grant is maintained:	DE2985	Administrative costs are permitted to be paid using this federal money:	
Is this American Recovery and Reinvestment Act money (Stimulus)?	No		<input type="checkbox"/>
Is this from 2020 federal stimulus funding?	Yes		

Description:

Performance Measure: Number of Calls Received

FY 2022	FY 2023	FY 2024	FY 2025
0	98	200	0

Performance Measure Description:

Number of Calls Received

Performance Measure: Number of Call Referrals

FY 2022	FY 2023	FY 2024	FY 2025
0	57	120	0

Performance Measure Description:

Number of Call Referrals

Listing of Performance Measures of All Grants

Agency: **DEA** **Department of Economic Security**

Title: Elder Abuse Prevention Interventions Program

AFIS Grant No:	937470C	CFDA:	93.747C	Grantor:	
Periodic:	One-Time	Start Date:	8/01/2022	End Date:	9/30/2025
Type of Grant:	Formula Funding	If Other, Explain:			
Fed. % or \$ Cap:	100%	Source of Match:			

AFIS fund number where the grant is maintained:	DE2000	Administrative costs are permitted to be paid using this federal money:	
Is this American Recovery and Reinvestment Act money (Stimulus)?	No		<input type="checkbox"/>
Is this from 2020 federal stimulus funding?	No		

Description:

Performance Measure: Number of complaints received

FY 2022	FY 2023	FY 2024	FY 2025
0	3,007	3,500	4,000

Performance Measure Description:

Number of complaints received

Listing of Performance Measures of All Grants

Agency: DEA Department of Economic Security

Title: Family Violence Prevention and Services/Domestic Violence Shelter and Supportive Services
AFIS Grant No: 93671 **CFDA:** 93.671 **Grantor:** Family Violence Prevention and Services/Domestic Violence Shelter and Supportive Services

Periodic: On-Going **Start Date:** **End Date:**
Type of Grant: Formula Funding **If Other, Explain:**
Fed. % or \$ Cap: 80% **Source of Match:** In-kind

AFIS fund number where the grant is maintained: DE2000 **Administrative costs are permitted to be paid using this federal money:**
Is this American Recovery and Reinvestment Act money (Stimulus)? No
Is this from 2020 federal stimulus funding? No

Description: The purpose of this program is to assist States* and Native American Tribes (including Alaska Native Villages) and Tribal Organizations [Tribes] in efforts to increase public awareness and support primary and secondary prevention of family violence, domestic violence, and dating violence; and assist States and Tribes in efforts to provide immediate shelter and supportive services for victims of family violence, domestic violence, or dating violence, and their dependents.

* The term "State" means each of the 50 States, the District of Columbia, the Commonwealth of Puerto Rico and the territories of Guam, American Samoa, the United States Virgin Islands, and the Commonwealth of the Northern Mariana Islands.

Performance Measure: Number of domestic violence victims/survivors served

FY 2022	FY 2023	FY 2024	FY 2025
0	25,677	26,960	29,657

Performance Measure Description:

Number of domestic violence victims/survivors served

Listing of Performance Measures of All Grants

Agency: DEA Department of Economic Security

Title: LOW INCOME HOUSEHOLD WATER ASSISTANCE PROGRAM (LIHWAP)
AFIS Grant No: 93499 **CFDA:** 93.499 **Grantor:** Low Income Household Water Assistance Program
Periodic: One-Time **Start Date:** 5/28/2021 **End Date:** 9/30/2023
Type of Grant: Formula Funding **If Other, Explain:**
Fed. % or \$ Cap: 100% **Source of Match:**

AFIS fund number where the grant is maintained: DE2000 **Administrative costs are permitted to be paid using this federal money:**
Is this American Recovery and Reinvestment Act money (Stimulus)? No
Is this from 2020 federal stimulus funding? No

Description: The objective of the Low Income Household Water Assistance program is to meet unprecedented water services needs that arose during the COVID-19 pandemic. This program is meant to be an emergency program that provides quick intervention to help the people facing the high water/wastewater costs compared to their income in resuming and/or maintaining their home water/wastewater services. The benefits are limited to households with low income, particularly those that pay a high proportion of household income for drinking water and wastewater services, by providing funds to owners or operators of public water systems or treatment works to reduce arrearages of and rates charged to eligible households. Low income is defined in the federal rules as the greater of 150% of the Federal Poverty Guidelines or 60% of State Median Income; however, each recipient (state/tribe/territory) may proscribe a lower cut-off. Recipients can also decide a household's eligibility based on categorical eligibility of a household member, meaning someone in the household is already receiving another type of qualifying public assistance such as from the Low Income Home Energy Assistance Program (LIHEAP). The intent is to provide financial assistance to cover water, wastewater and related services and fees. The priority is to provide assistance first and foremost to households that face the most immediate need—households whose services are already disconnected. The benefit payment and/or interventions shall be sufficient to ensure restoration of the water/wastewater services. The benefits can pay any relevant arrearage (past due amount) that is preventing service from be reconnected, as well as any related late fee, reconnection fee, penalty, etc., that is billed in normal course of billing by the water/wastewater provider to any household that has a past due balance. The last priority for assistance is for households that have service and only need help with current bills, e.g., do not have past due balances.

Performance Measure: Number of households served annually

FY 2022	FY 2023	FY 2024	FY 2025
0	4,316	1,651	0

Performance Measure Description:
 Number of households served annually

Listing of Performance Measures of All Grants

Agency: **DEA** **Department of Economic Security**

Title: Child Care Discretionary Funds of the Child Care and Development Fund

AFIS Grant No: 935750 **CFDA:** 93.575 **Grantor:** Child Care and Development Block Grant

Periodic: On-Going **Start Date:** **End Date:**

Type of Grant: Formula Funding **If Other, Explain:**

Fed. % or \$ Cap: 100% **Source of Match:**

AFIS fund number where the grant is maintained: DE2008 **Administrative costs are permitted to be paid using this federal money:** X

Is this American Recovery and Reinvestment Act money (Stimulus)? No

Is this from 2020 federal stimulus funding? No

Description: The Child Care and Development Fund (CCDF) is the primary federal funding source to help certain low-income families access child care and to improve the quality of child care for all children. As a block grant, CCDF gives funding to States, Territories, and Tribes to provide child care subsidies primarily through vouchers or certificates to low-income families. In addition, CCDF funds are used to improve the quality of child care for both subsidized and unsubsidized children. CCDF consists of both Discretionary funding authorized by the Child Care and Development Block Grant (CCDBG) Act and Mandatory and Matching funding under the Social Security Act.

The CCDBG was created by the Omnibus Budget Reconciliation Act of 1990 (P.L. 101-508) and is subject to annual appropriations. The Personal Responsibility and Work Opportunity Reconciliation Act (PRWORA) of 1996 (P.L. 104-193) consolidated funding for child care under the Social Security Act, where CCDF mandatory and matching funding is authorized, and made such funding generally subject to the requirements of the CCDBG Act. The Child Care and Development Block Grant Act of 2014 (P.L. 113-186) reauthorized the discretionary portion of CCDF through FY 2020 and made significant changes to improve the health, safety, and quality of child care and provide more continuous child care assistance to low-income children and families. In addition to the block grants to States, Territories and Tribes, a small portion of the CCDF is used by the Office of Child Care to provide technical assistance to lead agencies on administering the program. A small portion of CCDF is also used for child care research, demonstration and evaluation activities. The Discretionary portion of the CCDF funds provides about \$5.9 billion in federal funding per year for child care. Additional funding is provided by state matching and maintenance of effort funds, as well as funds transferred from the Temporary Assistance for Needy Families (TANF) program. Further, the Coronavirus Aid, Relief, and Economic Security Act (CARES Act) (P. L. 116-136) was enacted March 27, 2020 and appropriated an additional \$3.5 billion in supplemental CCDF Discretionary funds to prevent, prepare for, and respond to the Coronavirus Disease 2019 (COVID-19). The Coronavirus Response and Relief Supplemental Appropriations (CRRSA) Act (P. L. 116-260) was enacted December 27, 2020 and appropriated \$10 billion in supplemental CCDF Discretionary funds to prevent, prepare for, and respond to coronavirus. The American Rescue Plan (ARP) Act of 2021 (P. L. 117-2) was enacted March 11, 2021 and appropriated \$38,965,000,000 through two funding streams in supplemental CCDF Discretionary funds and include: \$14,990,000,000 (Section 2201) for CCDF Supplemental Discretionary Funds, available until September 30, 2024; and \$23,975,000,000 (Section 2202) for child care stabilization grants available until September 30, 2023. Requirements for competitive grants including research grants vary and can be found in the Notice of Funding Opportunities (NOFOs). There was an increase in mandatory and matching funding for CCDF, which is a permanent annual appropriation and is detailed in CFDA 93.596.

Performance Measure: Percentage of Children in Quality Care

FY 2022	FY 2023	FY 2024	FY 2025
0%	64%	66%	66%

Performance Measure Description:

This performance measure tracks the percentage of DES & DCS children that are served by a Quality First (3, 4, and 5 Star) or nationally accredited provider.

Listing of Performance Measures of All Grants

Agency: DEA Department of Economic Security

Title: Nutrition Services Incentive Program

AFIS Grant No: 93053 **CFDA:** 93.053 **Grantor:** Nutrition Services Incentive Program

Periodic: On-Going **Start Date:** **End Date:**

Type of Grant: Continuation Funding **If Other, Explain:**

Fed. % or \$ Cap: 100% **Source of Match:**

AFIS fund number where the grant is maintained: DE2000 **Administrative costs are permitted to be paid using this federal money:**

Is this American Recovery and Reinvestment Act money (Stimulus)? No

Is this from 2020 federal stimulus funding? No

Description: To reward effective performance by States and Tribes in the efficient delivery of nutritious meals to older adults through the use of cash or USDA Foods.

Performance Measure: Number of NSIP meals served

FY 2022	FY 2023	FY 2024	FY 2025
0	2,706,628	2,708,500	2,709,500

Performance Measure Description:

The grant is used to increase the nutrient intake of older adults at nutrition risk and allow them to remain independent in their homes.

Listing of Performance Measures of All Grants

Agency:	DEA	Department of Economic Security
----------------	------------	--

Title: Elder Abuse Prevention Interventions Program

AFIS Grant No: 93747B	CFDA: 93.747B	Grantor:	
Periodic: One-Time	Start Date: 8/01/2021	End Date:	9/30/2023
Type of Grant: Formula Funding	If Other, Explain:		
Fed. % or \$ Cap: 100%	Source of Match:		

AFIS fund number where the grant is maintained:	DE2000	Administrative costs are permitted to be paid using this federal money:	
Is this American Recovery and Reinvestment Act money (Stimulus)?	No		<input type="checkbox"/>
Is this from 2020 federal stimulus funding?	Yes		

Description:

Performance Measure: Percent of APS cases closed within the 60 day timeframe (Annual Avg)

FY 2022	FY 2023	FY 2024	FY 2025
0%	56%	65%	0%

Performance Measure Description:

Percent of APS cases closed within the 60 day timeframe (Annual Avg)

Listing of Performance Measures of All Grants

Agency: DEA Department of Economic Security

Title: Local Food Purchase Assistance
AFIS Grant No: 10182 **CFDA:** 10.182 **Grantor:** Food Bank Network
Periodic: On-Going **Start Date:** **End Date:**
Type of Grant: Competitive Funding **If Other, Explain:**
Fed. % or \$ Cap: 100% **Source of Match:**

AFIS fund number where the grant is maintained: DE2000 **Administrative costs are permitted to be paid using this federal money:**
Is this American Recovery and Reinvestment Act money (Stimulus)? No
Is this from 2020 federal stimulus funding? No

Description:

1. Provide an opportunity for State, Local and Tribal governments to strengthen their local and regional food system.
2. Help to support local and socially disadvantaged producers through building and expanding economic opportunities.
3. Establish and broaden partnerships with producers and the food distribution community to ensure distribution of fresh and nutritious foods in underserved communities.

Performance Measure: Number of Organizations Receiving Food

FY 2022	FY 2023	FY 2024	FY 2025
0	95	100	130

Performance Measure Description:
 Number of Organizations Receiving Food

Performance Measure: Value of Food Distributed

FY 2022	FY 2023	FY 2024	FY 2025
0	546,279	6,000,000	6,000,000

Performance Measure Description:
 Value of Food Distributed

Listing of Performance Measures of All Grants

Agency: DEA Department of Economic Security

Title: CORONAVIRUS STATE AND LOCAL FISCAL RECOVERY FUNDS

AFIS Grant No:	21027D	CFDA:	21.027D	Grantor:	
Periodic:	One-Time	Start Date:	7/01/2022	End Date:	6/30/2024
Type of Grant:	Other	If Other, Explain:			
Fed. % or \$ Cap:	100%	Source of Match:			

AFIS fund number where the grant is maintained:	DE2985	Administrative costs are permitted to be paid using this federal money: <input type="checkbox"/>
Is this American Recovery and Reinvestment Act money (Stimulus)?	No	
Is this from 2020 federal stimulus funding?	Yes	

Description:

Performance Measure: Number of Homeless Youth Served Through Outreach Services

FY 2022	FY 2023	FY 2024	FY 2025
0	332	400	0

Performance Measure Description:

Number of Homeless Youth Served Through Outreach Services

Performance Measure: Number of Homeless Youth Who Received Drop-in Services

FY 2022	FY 2023	FY 2024	FY 2025
0	16	20	0

Performance Measure Description:

Number of Homeless Youth Who Received Drop-in Services

Performance Measure: Percentage of Homeless Youth Referred to Shelter/Housing Programs and Other Mainstream Services

FY 2022	FY 2023	FY 2024	FY 2025
0%	24%	25%	0%

Performance Measure Description:

Percentage of Homeless Youth Referred to Shelter/Housing Programs and Other Mainstream Services

Listing of Performance Measures of All Grants

Agency: **DEA** **Department of Economic Security**

Title: Refugee and Entrant Assistance State/Replacement Designee Administered Programs

AFIS Grant No:	93566B	CFDA:	93.566B	Grantor:	
Periodic:	On-Going	Start Date:		End Date:	
Type of Grant:	Formula Funding	If Other, Explain:			
Fed. % or \$ Cap:	100%	Source of Match:			

AFIS fund number where the grant is maintained:	DE2000	Administrative costs are permitted to be paid using this federal money:	
Is this American Recovery and Reinvestment Act money (Stimulus)?	No		<input type="checkbox"/>
Is this from 2020 federal stimulus funding?	No		

Description:

Performance Measure: Number of older refugees who obtain U.S. citizenship (social services)

FY 2022	FY 2023	FY 2024	FY 2025
0	85	85	85

Performance Measure Description:

Number of older refugees who obtain U.S. citizenship (social services)

Performance Measure: Number of refugees entering employment (social services)

FY 2022	FY 2023	FY 2024	FY 2025
0	328	800	800

Performance Measure Description:

Number of refugees entering employment (social services)

Agency Summary

Department of Economic Security

Angie Rodgers, Director

Phone: 602-542-5757

A.R.S. § 41-1954

Mission:

To strengthen individuals, families, and communities for a better quality of life.

Description:

With a staff of more than 8,000, Arizona Department of Economic Security (DES) is the human services agency for the State of Arizona that oversees more than 50 different programs and services and distributes benefits to more than 3 million Arizonans. The benefit assistance, care, and services provided to some of Arizona's most vulnerable populations include Adult Protective Services (APS), Developmental Disabilities (DDD), Emergency Rental and Utility Assistance (ERAP), Emergency Food Assistance, Nutrition, Cash, and Medical Assistance, Vocational Rehabilitation (VR), Unemployment Insurance (UI), Employment Services, Child Care, and Child Support Services.

Agency Summary: (\$ Thousands)

Program	FY 2023 Actual	FY 2024 Estimate	FY 2025 Estimate
▶ Administration	173,105.7	175,172.4	175,172.4
▶ Developmental Disabilities	3,203,428.4	3,349,501.9	3,675,001.9
▶ Benefits and Medical Eligibility	2,475,288.2	2,341,123.1	2,345,623.1
▶ Child Support Enforcement	87,380.7	73,761.2	73,761.2
▶ Aging and Adult Services	455,078.4	415,380.4	438,930.4
▶ Division of Children, Youth and Families	216,857.1	215,077.0	215,077.0
▶ Employment and Rehabilitation Services	731,059.2	836,305.6	944,147.6
Agency Total:	7,342,197.7	7,406,321.6	7,867,713.6

Funding:

	FY 2023 Actual	FY 2024 Estimate	FY 2025 Estimate
General Fund	898,690.5	1,211,415.7	1,344,745.7
Other Appropriated Funds	412,748.7	417,750.1	519,850.1
Other Non-Appropriated Funds	6,030,758.5	5,777,155.8	6,003,117.8
Total Funding	7,342,197.7	7,406,321.6	7,867,713.6

FTE Positions	8,686.9	8,791.1	8,791.1
----------------------	----------------	----------------	----------------

5 Year Plan

Issue 1 Modernize Agency Technology Solutions

Description: Implement Technology System Replacements and Upgrades

Solutions:

1. IT Security Enhancement
2. Divisional System Upgrades Following City Plan
3. Central Client Portal and Master Data management Implementation

Issue 2 Drive a Client Centric Culture

Description: Reduce Barriers for Clients in Intake and Eligibility Process

Solutions:

1. Improve Client Experience with Benefits Programs
2. Timeliness and Consistency of Payments to Families
3. Revise and Issue Plan Language Notices

Issue 3 Promote Family Stability and Community Support

Description: Increase Access to Services Through Stakeholder and Community Engagement

Solutions:

1. Access to High Quality Child Care
2. Early Identification of Infants and Toddlers with Disabilities and Delays (AzEIP)
3. Reduce APS Investigation Caseload to Nation Best Practice Target of 25
4. Strengthen Partnerships with Community Navigators
5. Expand Services to Older Adults Served by Area Agencies on Aging
6. Strengthen Behavioral Health Services for DDD Members
7. Implement RFQVA DDD-2024

Issue 4 Optimize Agency Operations, Infrastructure, and Employee Development and Engagement

Description: 1. Improve Employee Development and Retention
2. Align Physical Locations and Call Center Capacity to Client Demand

Solutions:

1. Expand Advanced Leadership Program (ALP)
2. Implement new Employee Training Academies
3. Call Center Capacity Enhancement
4. Community Resource Navigation Implementation

Resource Assumptions

	FY 2026 Estimate	FY 2027 Estimate	FY 2028 Estimate
Full-Time Equivalent Positions	8,765.0	8,773.0	8,793.0
General Fund	1,473,632,000.0	1,594,734,000.0	1,757,300,000.0
Other Appropriated Funds	740,517,000.0	974,801,000.0	1,284,769,000.0
Non-Appropriated Funds	5,979,921,000.0	6,099,519,000.0	6,221,509,000.0
Federal Funds	-	-	-

Program Summary

Administration (DEA-1-0)

Roberta Harrison, Chief Financial Officer

Phone:

A.R.S. § 41-1954

Mission:

To provide leadership, direction, coordination, and support to enable the Department of Economic Security to achieve its mission and vision.

Description:

The Administrative areas provide leadership, direction, coordination, and support to the Department and its client divisions in delivering human services to the people of Arizona.

Funding:

	FY 2023 Actual	FY 2024 Estimate	FY 2025 Estimate
General Fund	31,358.5	32,205.4	32,205.4
Other Appropriated Funds	10,944.0	12,377.0	12,377.0
Other Non-Appropriated Funds	130,803.2	130,590.0	130,590.0
Total Funding	173,105.7	175,172.4	175,172.4

FTE Positions 1,086.5 1,086.5 1,086.5

Subprogram Summary

Administration (DEA-1-1)

Roberta Harrison, Chief Financial Officer

Phone:

Public Law 108-446

Mission:

To provide leadership, direction, coordination, and support to enable the Department of Economic Security to achieve its mission and vision.

Description:

The Central Administration of DES consists of the Office of the Director, Office of Accountability, Business Services, Technology Services, Financial Operations, Human Resources, Training and the Inspector General.

Funding:

	FY 2023 Actual	FY 2024 Estimate	FY 2025 Estimate
General Fund	30,233.1	30,952.1	30,952.1
Other Appropriated Funds	8,218.8	9,554.5	9,554.5
Other Non-Appropriated Funds	120,281.9	120,063.8	120,063.8
Total Funding	158,733.8	160,570.4	160,570.4

FTE Positions 901.0 901.0 901.0

◆ **Goal 1** Improve Employee Development and Retention

Performance Measures	FY 2022 Actual	FY 2023 Estimate	FY 2023 Actual	FY 2024 Estimate	FY 2025 Estimate
Average calendar days to hire for open positions in the Department	43	40	38	45	45
Investigations Workload	20,296	17,469	20,333	22,548	25,009
New Hire Turnover %	47%	45%	45%	43%	42%
Number of Investigation Cases Opened	69,406	20,709	14,200	16,161	15,324
Number of Investigation Cases Closed	82,705	23,364	14,259	13,140	12,863

Program Summary

Developmental Disabilities (DEA-2-0)

Roberta Harrison, Chief Financial Officer

Phone:

A.R.S. § 36-554

Mission:

To empower Arizonans with developmental disabilities to lead self-directed, healthy and meaningful lives.

Description:

The Division of Developmental Disabilities (DDD) provides individuals with developmental disabilities and their families, services and supports that are flexible, high quality, and member-driven. These services provide individuals with opportunities to exercise their rights and responsibilities of independent decision making and engagement in the community.

Funding:

	FY 2023 Actual	FY 2024 Estimate	FY 2025 Estimate
General Fund	752,407.3	1,041,564.1	1,151,344.1
Other Appropriated Funds	28,586.3	35,084.2	41,684.2
Other Non-Appropriated Funds	2,422,434.8	2,272,853.6	2,481,973.6
Total Funding	3,203,428.4	3,349,501.9	3,675,001.9
FTE Positions	2,499.0	2,499.0	2,499.0

Subprogram Summary

Developmental Disabilities (DEA-2-1)

Roberta Harrison, Chief Financial Officer

Phone:

A.R.S. § 36-554

Mission:

To enhance supports and services to consumers and families through the effective and efficient use of state and federal funding.

Description:

The DDD Operations subprogram provides administrative oversight and operating support for the all of the Division's programs, including programs for both Arizona Long Term Care System (ALTCS) eligible individuals and state only eligible individuals with developmental disabilities.

Funding:

	FY 2023 Actual	FY 2024 Estimate	FY 2025 Estimate
General Fund	11,742.9	40,587.3	40,587.3
Other Non-Appropriated Funds	183,197.0	86,681.1	86,681.1
Total Funding	194,939.9	127,268.4	127,268.4
FTE Positions	458.0	458.0	458.0

◆ **Goal 1** To improve outcomes for members and improve the experience for those interacting with the system.

Performance Measures	FY 2022 Actual	FY 2023 Estimate	FY 2023 Actual	FY 2024 Estimate	FY 2025 Estimate
Percent of Current Members who Received Services within 14 Days from Assessment Date	73%	75%	73%	74%	74%

Program Summary
Benefits and Medical Eligibility (DEA-3-0)
Roberta Harrison, Chief Financial Officer
Phone:
A.R.S. § 41-1954

Mission:

To ensure the strength and economic stability of Arizona by providing timely, temporary benefit assistance, and aid to vulnerable, qualifying Arizonans.

Description:

The Division of Benefit and Medical Eligibility (DBME) administers the Supplemental Nutrition Assistance Program (SNAP) and Cash Assistance (CA) programs for the State of Arizona. The Division also determines eligibility for Medical Assistance (MA) and Social Security Disability Insurance (SSDI).

Funding:

	FY 2023 Actual	FY 2024 Estimate	FY 2025 Estimate
General Fund	42,135.2	42,693.0	42,693.0
Other Appropriated Funds	36,279.4	34,279.4	38,779.4
Other Non-Appropriated Funds	2,396,873.6	2,264,150.7	2,264,150.7
Total Funding	2,475,288.2	2,341,123.1	2,345,623.1
FTE Positions	2,780.8	2,870.0	2,870.0

Subprogram Summary
Benefits and Medical Eligibility (DEA-3-1)
Roberta Harrison, Chief Financial Officer
Phone:
A.R.S. § 41-1954

Mission:

To promote the safety, well-being, and self-sufficiency of children, adults, and families.

Description:

Division of Benefits and Medical Eligibility (DBME) Operations includes the following areas:

The Family Assistance Administration (FAA) provides support to field staff by providing leadership, oversight, policy and procedures, training, system support, financial and purchasing control, human resources, and management information. FAA programs ensure conformity with federal and state laws in the Nutrition Assistance (formerly Food Stamps), Cash Assistance under Temporary Assistance for Needy Families (TANF), and Tuberculosis Control programs; coordinate eligibility determination for Medical Assistance programs; and provide child passenger restraint seats.

The Office of Program Evaluation (OPE) evaluates and monitors eligibility for the following programs: Cash Assistance, Nutrition Assistance, and specialized areas within the Arizona Health Care Cost Containment System (AHCCCS) through the application of approved quality control and performance measurements. OPE performs a management evaluation function by reviewing local office processes to determine Supplemental Nutrition and Cash Assistance program accuracy and compliance with state and federal mandates.

Funding:

	FY 2023 Actual	FY 2024 Estimate	FY 2025 Estimate
General Fund	37,454.9	37,012.7	37,012.7
Other Appropriated Funds	13,543.0	11,543.0	11,543.0
Other Non-Appropriated Funds	215,358.8	222,643.8	222,643.8
Total Funding	266,356.7	271,199.5	271,199.5
FTE Positions	2,487.8	2,572.0	2,572.0

◆ **Goal 1** Leverage technology to improve efficiency and improve the client experience

Performance Measures	FY 2022 Actual	FY 2023 Estimate	FY 2023 Actual	FY 2024 Estimate	FY 2025 Estimate
Percent of Clients Served Virtually	95%	97%	99%	99%	99%

Subprogram Summary

Disability Determination Services Administration (DEA-3-2)

Roberta Harrison, Chief Financial Officer

Phone:

A.R.S. § 41-1954; 46-251

Mission:

To provide timely and accurate disability determinations for applicants.

Description:

The Disability Determination Services Administration (DDSA) adjudicates Social Security Disability Insurance (SSDI) and Supplemental Security Income (SSI) benefit claims from Social Security offices in Arizona. Federal statutes and regulations require the states to administer the disability documentation and decision-making process for claimants who are residents. DDSA operates under federal statutes and regulations that require states to make SSDI and SSI disability determinations for their residents. The Social Security Administration (SSA) funds 100 percent of the program cost and mandates specific program guidelines and performance standards. In addition, DDSA reviews and determines entitlements for referred initial and continuing Arizona Health Care Cost Containment System (AHCCCS) acute care claims. The applicant's potential for vocational rehabilitation is considered, with referrals made as appropriate. DDSA measures are reported on a federal fiscal year basis.

Funding:

	FY 2023 Actual	FY 2024 Estimate	FY 2025 Estimate
Other Non-Appropriated Funds	49,326.1	50,410.9	50,410.9
Total Funding	49,326.1	50,410.9	50,410.9

FTE Positions 293.0 298.0 298.0

- ◆ **Goal 1** To adjudicate Social Security Disability Insurance (SSDI) and Supplemental Security Income (SSI) benefit claims from Social Security offices in Arizona.

Performance Measures	FY 2022 Actual	FY 2023 Estimate	FY 2023 Actual	FY 2024 Estimate	FY 2025 Estimate
DDSA Error Rate for SSI/SSDI Case Determinations	5.7	6.4	4.3	3.3	3.3

Subprogram Summary

Nutrition Assistance Benefits (DEA-3-5)

Roberta Harrison, Chief Financial Officer

Phone:

A.R.S. § 41-1954

Mission:

To promote the safety, well-being, and self-sufficiency of children, adults, and families.

Description:

Food Stamps, now known as the Supplemental Nutrition Assistance Program (SNAP), provides low-income households increased food-purchasing power, enabling them to obtain a more adequate nutritional diet. This is a federal program regulated by the U.S. Department of Agriculture (USDA). The state administers the distribution of nutrition assistance through electronic benefit transfer (EBT).

Funding:

	FY 2023 Actual	FY 2024 Estimate	FY 2025 Estimate
Other Non-Appropriated Funds	2,132,188.7	1,991,096.0	1,991,096.0
Total Funding	2,132,188.7	1,991,096.0	1,991,096.0

- ◆ **Goal 1** To improve quality of supplemental Nutrition Assistance Benefits Program.

Performance Measures	FY 2022 Actual	FY 2023 Estimate	FY 2023 Actual	FY 2024 Estimate	FY 2025 Estimate
Customer Care Center Completion Rate	71.2	71.5	68.4	69.5	69.5
NA Timeliness Rate	96.3	96.0	97.4	96.6	96.6

Program Summary

Child Support Enforcement (DEA-4-0)

Roberta Harrison, Chief Financial Officer

Phone:

A.R.S. § 41-1954; Laws 1994, Ch 374

Mission:

To provide timely Child Support Services that are in the best interest of the child.

Description:

The Division of Child Support Services (DCSS) promotes positive parental involvement, economic security and healthcare access for children whose parents are not together. The Division establishes legal paternity and collects and distributes child support. For parents with a state child support account authorized under IV-D of the Social Security Act, DCSS facilitates collection and distribution of child support by establishing, modifying and enforcing child support and medical support orders. DCSS encourages family responsibility and works to ensure that children are supported by their parents by connecting them to resources that remove barriers and support self-sufficiency.

Funding:

	FY 2023 Actual	FY 2024 Estimate	FY 2025 Estimate
General Fund	12,960.0	12,782.7	12,782.7
Other Appropriated Funds	20,964.0	15,109.6	15,109.6
Other Non-Appropriated Funds	53,456.7	45,868.9	45,868.9
Total Funding	87,380.7	73,761.2	73,761.2

FTE Positions

519.0

534.0

534.0

Subprogram Summary

Child Support Enforcement (DEA-4-1)

Roberta Harrison, Chief Financial Officer

Phone:

A.R.S. § 41-1954; Laws 1994, Ch 374

Mission:

To provide effective and fair child support services.

Description:

This program provides intake services, locates absent parents, establishes paternity and establishes the legal obligation to pay child support and provide medical support in local and interstate cases. The program enforces child support obligations and medical support through various administrative and judicial remedies. Child support services are provided to custodial persons who receive Cash Assistance, AHCCCS medical assistance services, foster care assistance, as well as to any other custodial or non-custodial person who applies. These services are provided pursuant to Title IV-D of the Social Security Act. Services in 12 counties are provided by DES, in conjunction with the Attorney General's Office.

Funding:

	FY 2023 Actual	FY 2024 Estimate	FY 2025 Estimate
General Fund	12,960.0	12,782.7	12,782.7
Other Appropriated Funds	19,909.7	14,055.3	14,055.3
Other Non-Appropriated Funds	45,971.3	38,383.5	38,383.5
Total Funding	78,841.0	65,221.5	65,221.5

FTE Positions 519.0 534.0 534.0

◆ **Goal 1** To increase IV-D cases and collections, including the number of court ordered cases and compliance with court orders

Performance Measures	FY 2022 Actual	FY 2023 Estimate	FY 2023 Actual	FY 2024 Estimate	FY 2025 Estimate
Ratio of current IV-D child support collected and distributed to current IV-D support due	64%	65%	60%	60%	60%
Increased the percentage of cases referred for the next action within 30 days of application from 22.0% to 44.0%	58%	37%	51%	54%	68%

Program Summary

Aging and Adult Services (DEA-5-0)

Roberta Harrison, Chief Financial Officer

Phone:

A.R.S. § 41-1954

Mission:

To ensure Arizonans have access to systems of support that enable them to live safely, independently, and with dignity and self-determination.

Description:

The Division of Aging and Adult Services (DAAS) supports at-risk Arizonans to meet their basic needs and to live safely, with dignity and independence. Services and programs reach a diverse population of Arizonans from homeless youth to older adults.

Funding:

	FY 2023 Actual	FY 2024 Estimate	FY 2025 Estimate
General Fund	43,858.0	66,290.0	89,840.0
Other Appropriated Funds	15,280.2	16,847.7	16,847.7
Other Non-Appropriated Funds	395,940.1	332,242.7	332,242.7
Total Funding	455,078.4	415,380.4	438,930.4

FTE Positions 578.0 578.0 578.0

Subprogram Summary

Aging and Adult Services (DEA-5-1)

Roberta Harrison, Chief Financial Officer

Phone:

A.R.S. § 41-1954

Mission:

To support and enhance the ability of at-risk and older adults to meet their needs to the maximum of their ability, choice and benefit. To assist refugees in Arizona with attaining social and economic self-sufficiency and well-being. To provide leadership by establishing partnerships and building community networks that deliver premiere human services to vulnerable, at-risk populations.

Description:

DAAS Operations provides administrative oversight and operating support to the programs in the Division. This program also includes the Adult Protective Services (APS) program. APS accepts and evaluates reports of abuse, neglect, and exploitation of vulnerable and incapacitated adults and offers appropriate services. Elder Rights, as part of Title VII of the Older Americans Act, includes four major components under state leadership. These components are Elder Abuse Prevention, Legal Services Assistance, the State Long-Term Care Ombudsman, and the State Health Insurance Assistance Program. Elder Rights is an advocacy program that incorporates all services, support, and protection to assist vulnerable adults in understanding their rights, maintaining and exercising control over decision making, and benefiting from services and benefits promised by law.

Funding:

	FY 2023 Actual	FY 2024 Estimate	FY 2025 Estimate
General Fund	24,215.2	32,934.6	55,934.6
Other Appropriated Funds	253.4	253.4	253.4
Other Non-Appropriated Funds	38,247.5	27,228.4	27,228.4
Total Funding	62,716.1	60,416.4	83,416.4
FTE Positions	578.0	578.0	578.0

◆ **Goal 1** To improve timeliness of the APS investigation process.

Performance Measures	FY 2022 Actual	FY 2023 Estimate	FY 2023 Actual	FY 2024 Estimate	FY 2025 Estimate
Percent of APS cases closed within the 60 day timeframe (Annual Avg)	50%	70%	56%	65%	75%
Adult Protective Services Number of New Reports Annually	29,494	39,500	34,848	43,560	54,450

Subprogram Summary

Refugee Resettlement Program (DEA-5-7)

Roberta Harrison, Chief Financial Officer

Phone:

Public Law 96-212

Mission:

To assist refugees in Arizona with attaining social and economic self-sufficiency and well-being.

Description:

The Arizona Refugee Resettlement Program (RRP) supports and advances successful resettlement of refugees, individuals forced to flee their home countries due to persecution, war, and human rights violations, through the coordination of public and private resources that best enable them to be firmly established on the path to success and well-being. RRP partners with a wide array of organizations, including local Voluntary Agencies (VOLAGs) and Mutual Assistance Associations (MAAs), to coordinate and provide core employment and case management services that promote self-sufficiency and integration, such as housing, school enrollment, cultural orientations, employment orientations, benefit applications, and ongoing adjustments services.

Funding:

	FY 2023 Actual	FY 2024 Estimate	FY 2025 Estimate
Other Non-Appropriated Funds	22,086.2	33,129.3	33,129.3
Total Funding	22,086.2	33,129.3	33,129.3

◆ **Goal 1** To promote refugee social and economic self-sufficiency and well-being

Performance Measures	FY 2022 Actual	FY 2023 Estimate	FY 2023 Actual	FY 2024 Estimate	FY 2025 Estimate
Number of Clients Receiving Case Management Services	1,749	2,000	2,105	6,500	4,000
Number of Completed Health/Medical Screenings	2,074	3,500	2,337	9,006	10,446

Subprogram Summary

DAAS Family Caregiver Program (DEA-5-8)

Roberta Harrison, Chief Financial Officer

Phone:

Laws 2021, First Regular Session, Chapter 408

Mission:

To enable older Arizonans to maintain the most independence and freedom, avoid institutional care and live in dignity.

Description:

Arizona's Long Term Care Ombudsman Program (LTCOP) primary purpose is to identify, investigate and resolve complaints made by or on behalf of residents of nursing homes, assisted living facilities and adult foster care homes.

Funding:

	FY 2023 Actual	FY 2024 Estimate	FY 2025 Estimate
Other Non-Appropriated Funds	42.4	787.6	787.6
Total Funding	42.4	787.6	787.6

◆ **Goal 1** To provide financial support to caregivers for home modifications to support their loved ones.

Performance Measures	FY 2022 Actual	FY 2023 Estimate	FY 2023 Actual	FY 2024 Estimate	FY 2025 Estimate
Number of calls to the program	0	0	671	671	N/A

Program Summary

Employment and Rehabilitation Services (DEA-7-0)

Roberta Harrison, Chief Financial Officer

Phone:

A.R.S. §§ 41-1967; 41-1954; 46-801; 46-136

Mission:

To Drive Economic Opportunity by:

- *Connecting job-seekers and employers in meaningful employment*
- *Bridging and minimizing employment gaps*
- *Promoting family success today and into the future*

Description:

The Division of Employment and Rehabilitation Services (DERS) plays an integral role in improving Arizona's workforce by assisting individuals who are unemployed and underemployed, and those with barriers to employment, to prepare for and obtain gainful employment. DERS supports Arizona employers with recruitment assistance by connecting them to a skilled workforce.

Funding:

	FY 2023 Actual	FY 2024 Estimate	FY 2025 Estimate
General Fund	15,971.5	15,880.5	15,880.5
Other Appropriated Funds	300,694.8	304,052.2	395,052.2
Other Non-Appropriated Funds	414,392.9	516,372.9	533,214.9
Total Funding	731,059.2	836,305.6	944,147.6
FTE Positions	1,223.6	1,223.6	1,223.6

Subprogram Summary

Employment and Rehabilitation Services (DEA-7-1)

Roberta Harrison, Chief Financial Officer

Phone:

A.R.S. §§ 41-1967; 41-1954; 46-801; 46-136

Mission:

To increase self-sufficiency and well-being for individuals and families through programs and services that promote and support employment and independent living.

Description:

DERS Operations provides administrative oversight and operating support for all Division programs. The costs reflected in this line item include the costs associated with the Rehabilitation Services Administration, Child Care Administration, Employment Service, Unemployment Insurance and the Workforce Investment Act. For the Jobs Program, the administrative costs paid from this program do not include the contracted costs, as they are paid from the Jobs program.

Note: Goals and performance for the operating function of the division are reflected in the goals and performance of the Division's programs and special line items.

Funding:

	FY 2023 Actual	FY 2024 Estimate	FY 2025 Estimate
General Fund	7,558.8	8,820.1	8,820.1
Other Appropriated Funds	29,403.3	18,664.1	18,664.1
Other Non-Appropriated Funds	103,571.7	122,171.6	122,171.6
Total Funding	140,533.8	149,655.8	149,655.8
FTE Positions	1,223.6	1,223.6	1,223.6

- ◆ **Goal 1** To improve Arizona's workforce by assisting individuals who are unemployed and underemployed to prepare for and obtain gainful employment

Performance Measures	FY 2022 Actual	FY 2023 Estimate	FY 2023 Actual	FY 2024 Estimate	FY 2025 Estimate
Employment Placement Retention Rate	93%	93%	0%	0%	0%

Subprogram Summary

Unemployment Insurance (DEA-7-8)

Roberta Harrison, Chief Financial Officer

Phone:

A.R.S. § 23-601

Mission:

To collect taxes from covered employers and to pay benefits to eligible unemployed workers.

Description:

The program provides Unemployment Insurance benefits to eligible individuals based on their past earnings and collects payroll taxes from subject employers to fund the payment of those benefits.

Funding:

	FY 2023 Actual	FY 2024 Estimate	FY 2025 Estimate
Other Non-Appropriated Funds	248,487.9	331,868.0	348,710.0
Total Funding	248,487.9	331,868.0	348,710.0

- ◆ **Goal 1** To increase the degree of timeliness in paying Unemployment Insurance Benefits

Performance Measures	FY 2022 Actual	FY 2023 Estimate	FY 2023 Actual	FY 2024 Estimate	FY 2025 Estimate
Average number of days to obtain employment	73	73	86	92	78

Subprogram Summary

Employment Services (DEA-7-9)

Roberta Harrison, Chief Financial Officer

Phone:

Laws 2021, First Regular Session, Chapter 408

Mission:

To assist job seekers and employers to achieve a quality workforce through an improved service delivery system.

Description:

The program provides job placement, counseling, job search assistance, referral to training, and certification of employers who qualify for a tax credit for providing jobs to eligible job seekers.

Funding:

	<u>FY 2023 Actual</u>	<u>FY 2024 Estimate</u>	<u>FY 2025 Estimate</u>
Other Non-Appropriated Funds	2,535.8	2,535.8	2,535.8
Total Funding	2,535.8	2,535.8	2,535.8

◆ **Goal 1** To improve quality of the Employment Services Program.

Performance Measures

	<u>FY 2022 Actual</u>	<u>FY 2023 Estimate</u>	<u>FY 2023 Actual</u>	<u>FY 2024 Estimate</u>	<u>FY 2025 Estimate</u>
Number of individuals employed through ADC Second Chance Centers or Community Based Reentry Centers	3,654	4,267	4,070	4,566	5,079

Vision:
A THRIVING ARIZONA

Mission:
TO STRENGTHEN INDIVIDUALS, FAMILIES, AND COMMUNITIES FOR A BETTER QUALITY OF LIFE

Agency Description: With a staff of more than 8,600, DES is the human services agency for the State of Arizona that oversees more than 50 different programs and services and distributes benefits to more than 3 million Arizonans. The benefit assistance, care, and services provided to some of Arizona’s most vulnerable populations include Adult Protective Services (APS), Developmental Disabilities (DDD), Emergency Rental and Utility Assistance (ERAP), Emergency Food Assistance, Nutrition, Cash, and Medical Assistance, Vocational Rehabilitation (VR), Unemployment Insurance (UI), Employment services, Child Care, and Child Support Services.

Executive Summary: Beginning with the Vision and Mission, the agency executive team has examined what we do for our clients, how we deliver services to them, as well as the value we bring to our clients. During the past year, DES disbursed over \$200M in rent and utility assistance to over 83,000 households through the ERAP program and provided over 160M pounds of food to an average of over 250,000 individuals each month through the Hunger Relief program. While we believe this assistance is integral in preventing homelessness and hunger, and as we strive to continuously improve, we have refocused several of our Multi Year strategies to more closely align with what we do - Promote Family Stability and Community Support across the entire agency. Additionally, we plan to continue to drive a Client Centric Culture throughout our programs as well as engage our community stakeholders in our planning and deployment efforts. Our annual objectives and initiatives have been realigned with this new plan; seven initiatives are carried over from the previous plan and nine new initiatives have been added including an initiative focusing on new employee retention and development.

Summary of Multi-Year Strategic Priorities			
#	Multi-Year Strategy	Start Year	Progress / Successes
1	Modernize Agency Technology Solutions	2021	AZCARES System in user acceptance testing phase. Vulnerability Management Scores improved by over 10%. 24/7 security monitoring in place. Master Data Management (MDM) initial phase complete. RSA System replacement- VR design in process. UI Benefit System replacement design in process, gap analysis complete. Central Client Portal in initial planning phase. Child Care Attendance Tracking completed user acceptance testing phase. Implementation of new claims processing system for Division of Developmental Disabilities (DDD).
2	Drive a Client Centric Culture	2021	31 Community Navigator Partners active. ERAP assisted over 18,000 households on average per month and prevented eviction for over 22,000 households. Second consecutive year of significant reduction in DBME FAA Field office wait times. YoY June average wait time was reduced by 28%. Added significant client-service capabilities and digital client communications via MyFamilyBenefits.
3	Promote family stability and community support	2022	\$1.3B Child Care Infrastructure Plan on track with 73% of funds expended to support 3,000+ regulated providers and over 130,000 children. Through financial support and leveraging process improvements, APS investigator caseloads were reduced by over 50% and open cases were reduced by over 35%. Refugee Resettlement Program served 5924 clients - 15% more than FY22, and 9 times more than FY21. Arizona’s Reemployment Services and Eligibility Assessments (RESEA) recognized for virtual services to Unemployment Insurance claimants most likely to exhaust benefits before becoming reemployed.
4	Optimize agency operations, infrastructure, and employee development and engagement	2022	Leased office space consolidation (62,477 sq ft reduction in FY23). DDD released by AHCCCS from the remaining 2 Notices to Cure (NTC) in FY23; all NTC’s now closed. Employee Retention improved by over 6% correlating with year over year improvements in employee engagement scores.

Strategy #	FY24 Annual Objectives	Objective Metrics	Annual Initiatives
1	Implement Technology System Replacements and Upgrades	<ol style="list-style-type: none"> RiskSense Score Division Systems Replacement Progress Central Client Portal and Master Data Management Project Milestones Completed 	<ol style="list-style-type: none"> IT Security Enhancement Divisional System Upgrades following city plan Central Client Portal and Master Data Management Implementation (BTO)
2	Reduce Barriers for Clients in Intake and Eligibility Processes	<ol style="list-style-type: none"> SNAP Case Completion Rate Number of IV-D Support Cases Receiving Child Support Payments Number of Fully Revised Notices Completed 	<ol style="list-style-type: none"> Improve Client Experience with Benefit Programs Timeliness and Consistency of Payments to Families Revise and Issue Plain Language Notices
3	Increase Access to Services through Stakeholder and Community Engagement	<ol style="list-style-type: none"> Percent of DES Child Care Providers Achieving High Quality AzEIP Active Case Count APS Investigator Caseload Ratio a. Number of Programs Supported by Community Navigators b. LIHEAP Application Completion Accuracy Percentage Percent of Older Americans Act Target Demographic Population within Regional Goal Behavioral Health Services Project Milestones Completed RFQVA DDD-2024 Project Milestones Completed 	<ol style="list-style-type: none"> Access to High Quality Child Care Early Identification of Infants and Toddlers with Disabilities and Delays (AzEIP) Reduce APS Investigation Caseload to National Best Practice Target of 25 Strengthen Partnerships with Community Navigators Expand services to older adults served by Area Agencies on Aging Strengthen Behavioral Health Services for DDD Members Implement RFQVA DDD-2024
4	Improve Employee Development and Retention	<ol style="list-style-type: none"> Employee Retention Percentage Number of New Employee Training Academies Implemented 	<ol style="list-style-type: none"> Expand Advanced Leadership Program (ALP) Implement New Employee Training Academies
4	Align Physical Locations and Call Center Capacity to Client Demand	<ol style="list-style-type: none"> Percent of DBME Call Center Clients Served Number of Navigation Partners 	<ol style="list-style-type: none"> Call Center Capacity Enhancement Community Resource Navigation Implementation

Agency 5 Year Plan

DEA Department of Economic Security

Issue 1 Modernize Agency Technology Solutions

Description: Implement Technology System Replacements and Upgrades

Solutions:

1. IT Security Enhancement
2. Divisional System Upgrades Following City Plan
3. Central Client Portal and Master Data management Implementation

Issue 2 Drive a Client Centric Culture

Description: Reduce Barriers for Clients in Intake and Eligibility Process

Solutions:

1. Improve Client Experience with Benefits Programs
2. Timeliness and Consistency of Payments to Families
3. Revise and Issue Plan Language Notices

Issue 3 Promote Family Stability and Community Support

Description: Increase Access to Services Through Stakeholder and Community Engagement

Solutions:

1. Access to High Quality Child Care
2. Early Identification of Infants and Toddlers with Disabilities and Delays (AzEIP)
3. Reduce APS Investigation Caseload to Nation Best Practice Target of 25
4. Strengthen Partnerships with Community Navigators
5. Expand Services to Older Adults Served by Area Agencies on Aging
6. Strengthen Behavioral Health Services for DDD Members
7. Implement RFQVA DDD-2024

Issue 4 Optimize Agency Operations, Infrastructure, and Employee Development and Engagement

Description: 1. Improve Employee Development and Retention
2. Align Physical Locations and Call Center Capacity to Client Demand

Solutions:

1. Expand Advanced Leadership Program (ALP)
2. Implement new Employee Training Academies
3. Call Center Capacity Enhancement
4. Community Resource Navigation Implementation

Resource Assumptions

	FY 2026 Estimate	FY 2027 Estimate	FY 2028 Estimate
Full-Time Equivalent Positions	8,765.0	8,773.0	8,793.0
General Fund	1,473,632,000.0	1,594,734,000.0	1,757,300,000.0
Other Appropriated Funds	740,517,000.0	974,801,000.0	1,284,769,000.0
Non-Appropriated Funds	5,979,921,000.0	6,099,519,000.0	6,221,509,000.0
Federal Funds	-	-	-

Arizona Department of Economic Security

Director's Office

August 2023

