



---

# DEPARTMENT OF ECONOMIC SECURITY

---

*Your Partner For A Stronger Arizona*

State of Arizona

Department of Economic Security

Family Assistance Administration

STATISTICAL BULLETIN

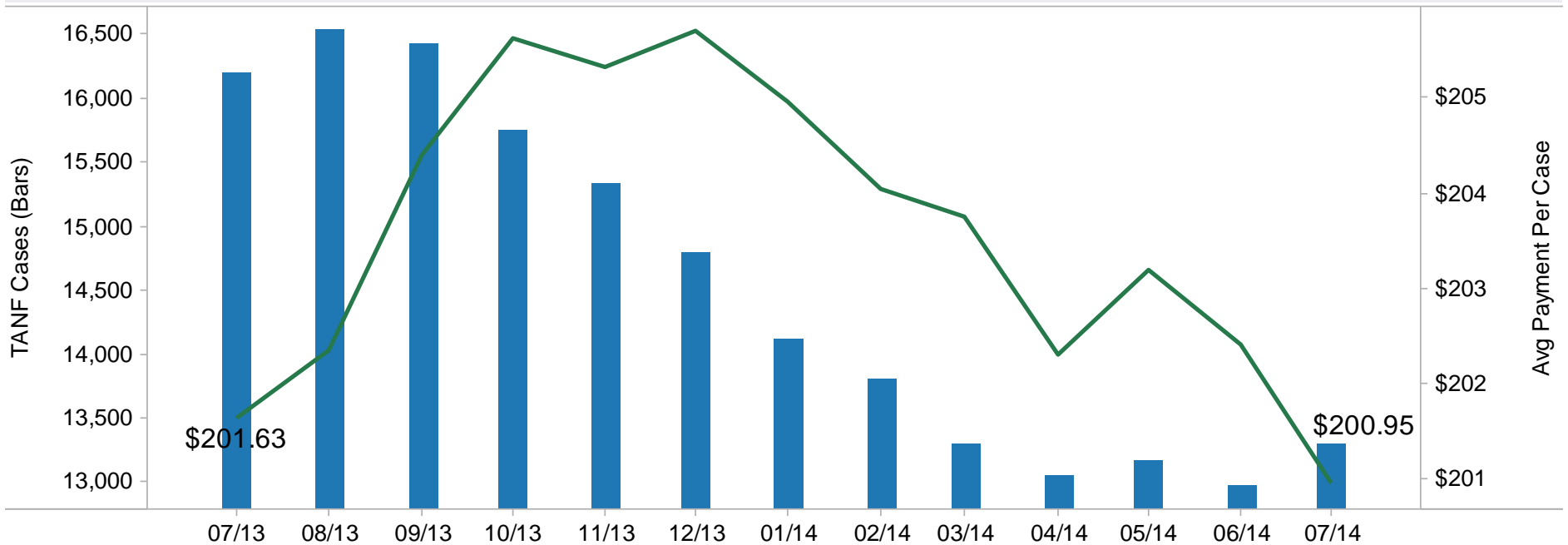
July 2014

<http://www.azdes.gov/appreports.aspx>

For questions regarding this bulletin please contact (602) 542-3678

*Alternative format available upon request.*

## TANF Summary July 2014

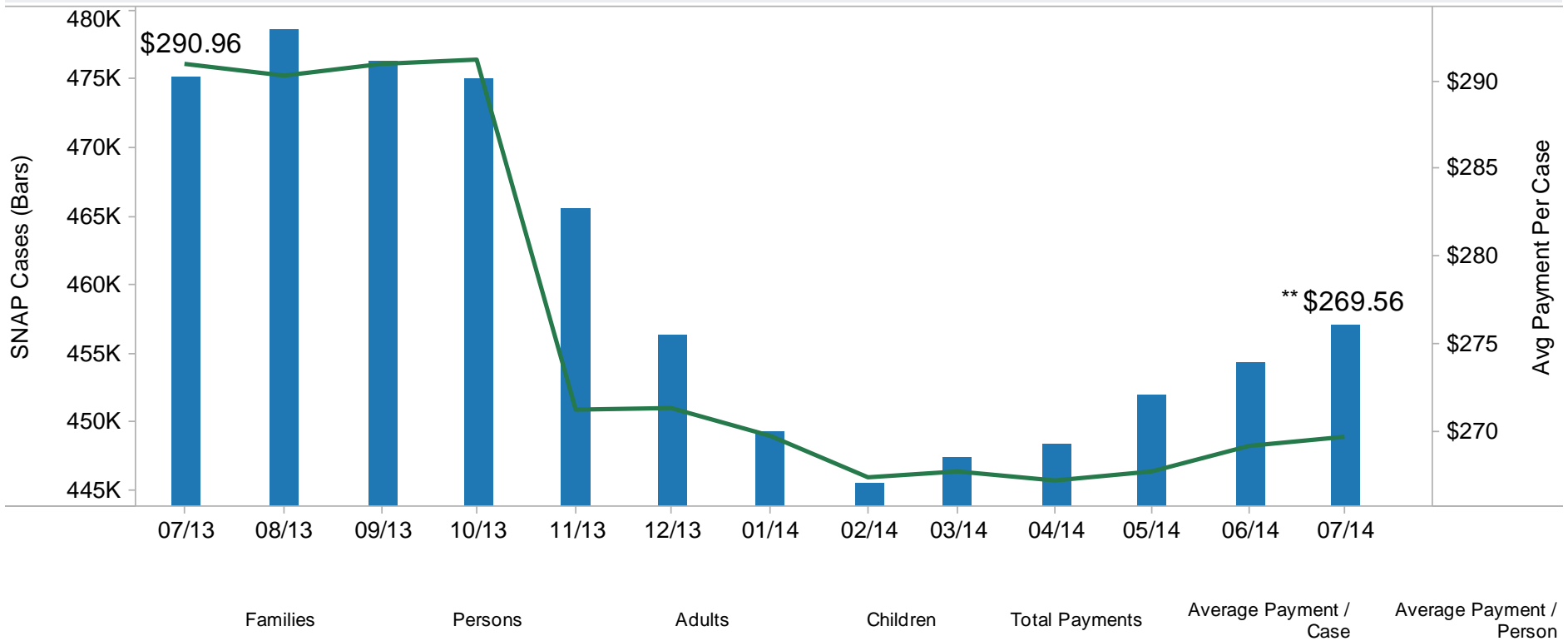


	Families	Persons	Adults	Children	Total Payments	Average Payment / Case	Average Payment / Recip	Cases vs Prior Month	Persons vs Prior Month	Payments vs Prior Month	Cases vs Prior Year	Persons vs Prior Year	Payments vs Prior Year
Grand Total*	13,302	29,819	7,617	22,202	\$2,673,049	\$200.95	\$89.64	332	1,038	\$47,944	(2,899)	(6,780)	(\$593,521)

\*Includes prior month totals

Excludes	Includes	Tribal			
		Cases	Recipients	Payments	
Grant Diversion totals of: 855 Cases; \$676,934	TANF Child Only: 4,313 Cases; 6,623 Children; \$831,275 Unemployed Two Parent Program: 324 Cases; 1,253 Recipients; \$93,389	Hopi	50	125	\$11,296
		Pasqua/Yaqui	166	506	\$57,083
		Salt River	68	211	\$21,458
		San Carlos	320	630	\$79,405
		<b>Grand Total</b>	<b>604</b>	<b>1,472</b>	<b>\$169,242</b>

## SNAP Summary July 2014

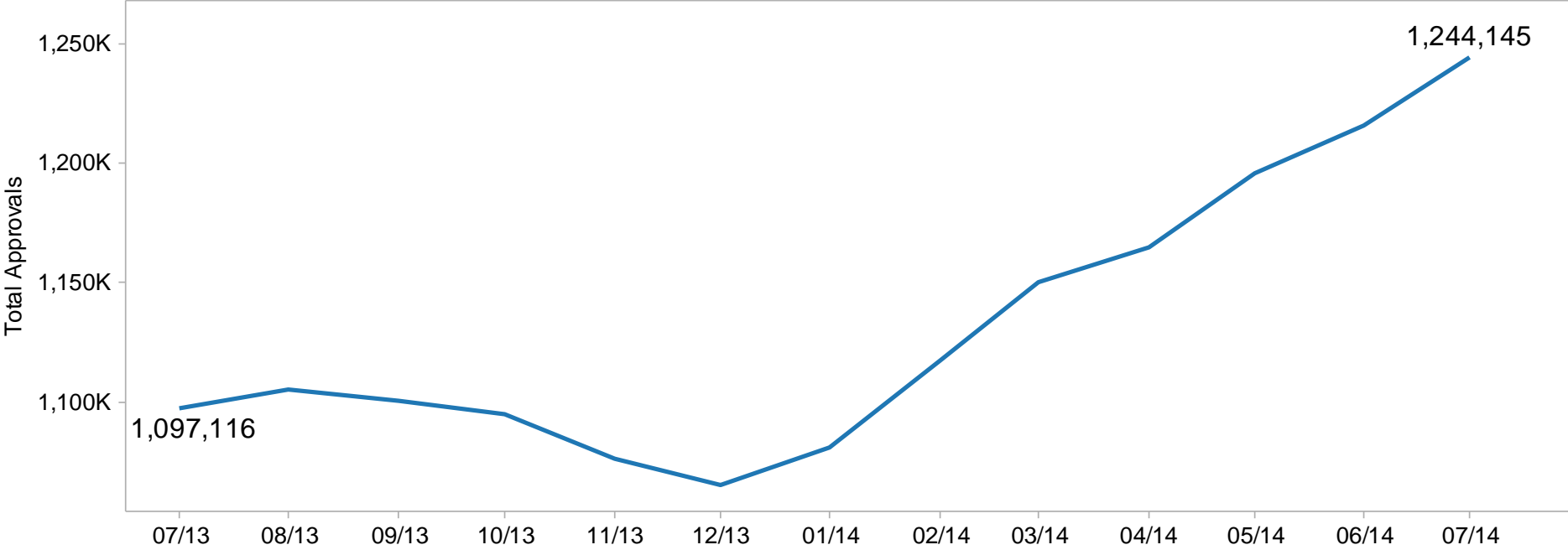


	Families	Persons	Adults	Children	Total Payments	Average Payment / Case	Average Payment / Person
Grand Total*	<b>457,017</b>	<b>1,053,738</b>	<b>541,248</b>	<b>512,490</b>	<b>\$123,193,443</b>	<b>\$269.56</b>	<b>\$116.91</b>
	Cases vs Prior Month	Persons vs Prior Month	Payments vs Prior Month	Cases vs Prior Year	Persons vs Prior Year	Payments vs Prior Year	
Grand Total*	<b>2,658</b>	<b>5,841</b>	<b>\$914,746</b>	<b>(18,155)</b>	<b>(55,357)</b>	<b>(15,064,153)</b>	

\*\*The provision of law in the American Recovery and Reinvestment Act of 2009 that authorized an increase in SNAP benefits expired 10/31/13. Impact depends on many factors like income, household size and expenses. A four person household where nothing else changes may have a reduced benefit of \$36.00.

\*Includes prior month totals

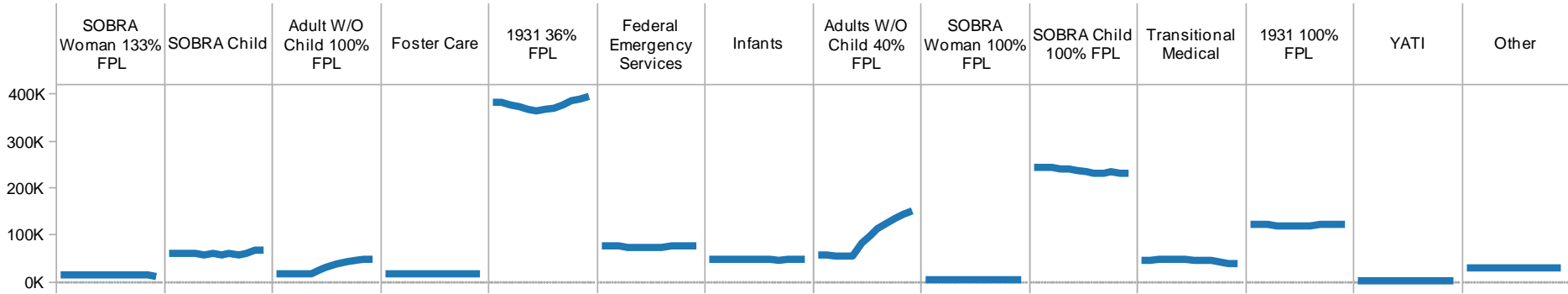
## Medical Summary July 2014



	SOBRA Woman 133% FPL	SOBRA Child	Adult W/O Child 100% FPL	Foster Care	1931 36% FPL	Federal Emergency Services	Infants	Adults W/O Child 40% FPL	SOBRA Woman 100% FPL	SOBRA Child 100% FPL	Trans Medical	1931 100% FPL	YATI	Other	Type Totals
Grand Total*	12,041	64,666	49,354	15,823	397,752	75,792	46,680	153,191	4,799	231,018	37,933	125,218	374	29,504	1,244,145

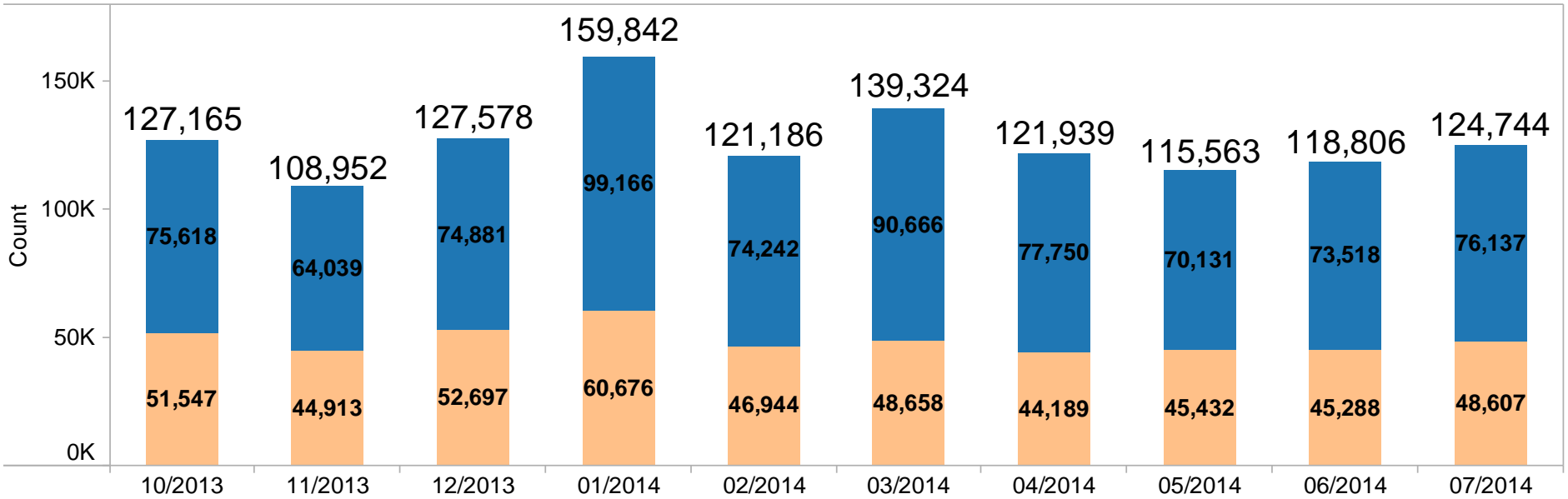
\*Includes prior month totals

### 1 Year Sparkline Trend

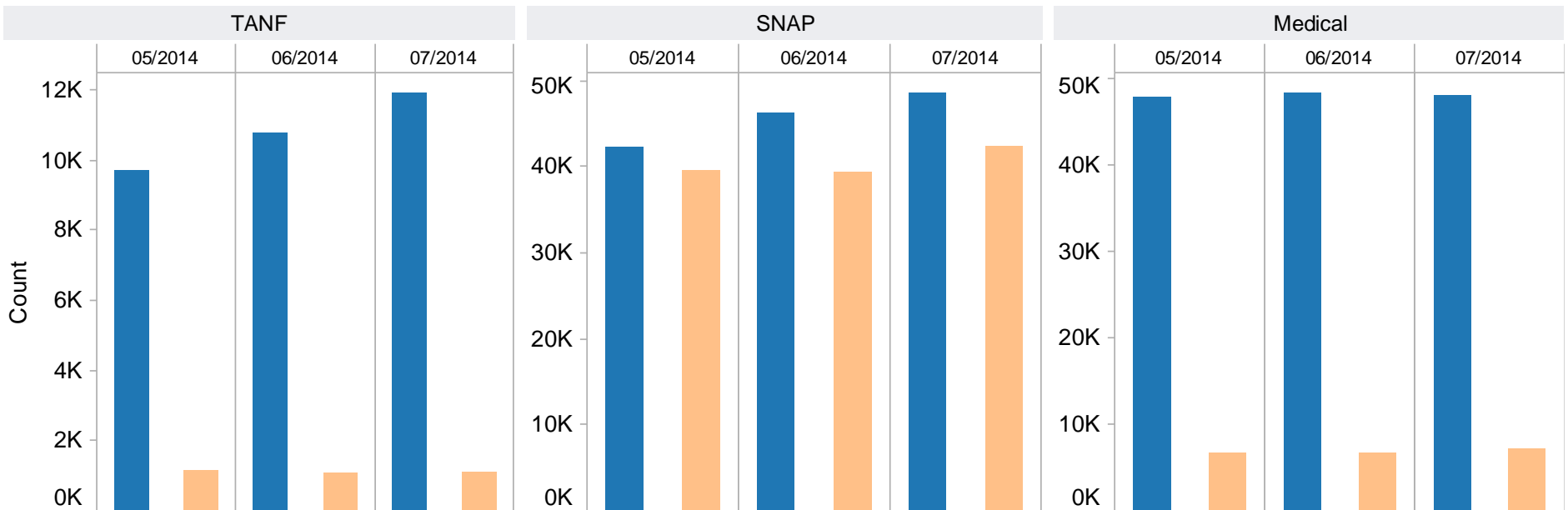


### Total Applications

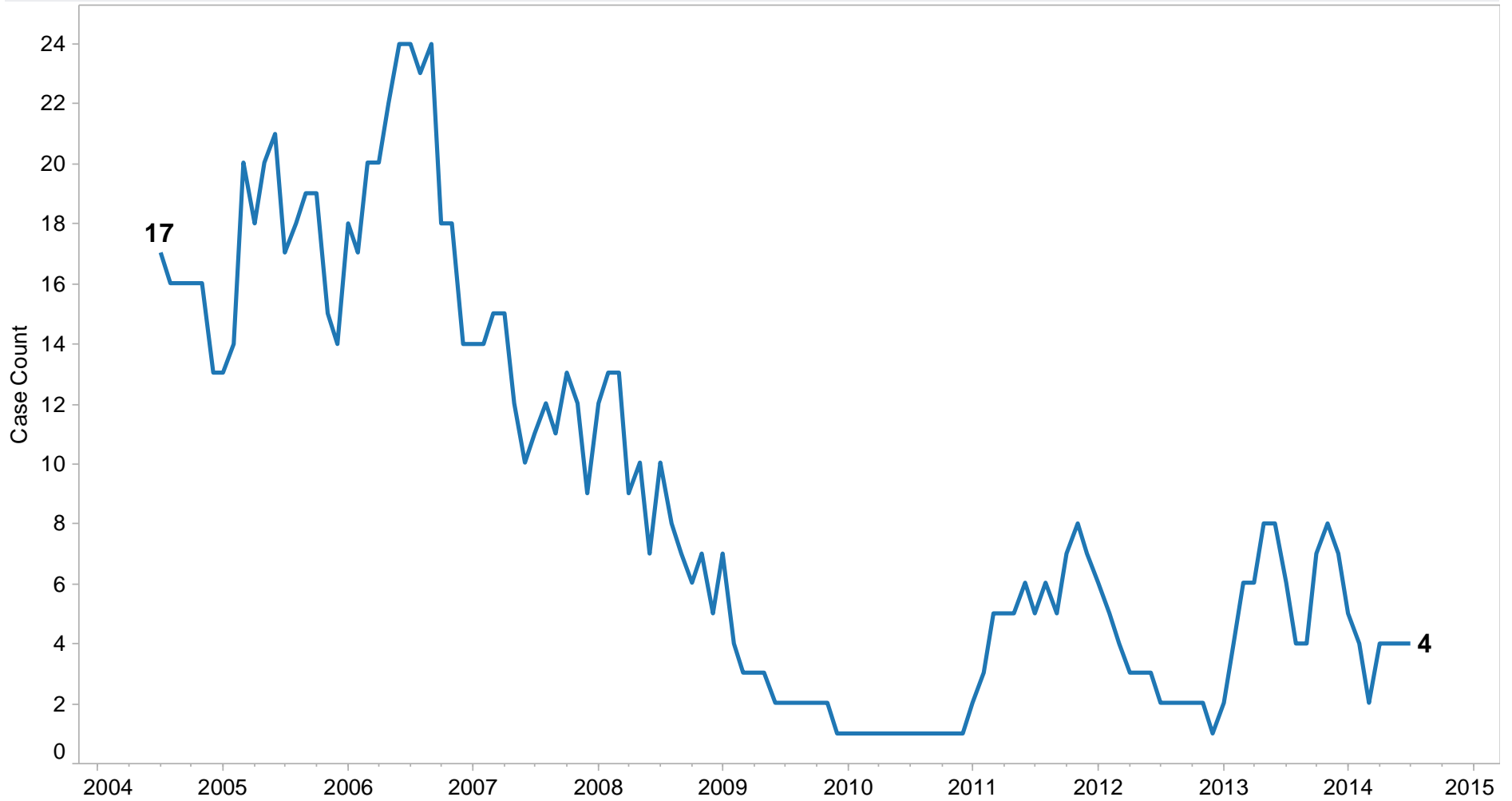
Dark Blue - Initial applications, includes applicants applying for the first time or had a break in benefits  
 Light Orange - Renewal applications, includes all applications for a renewal of continuous benefits



### Applications by Program



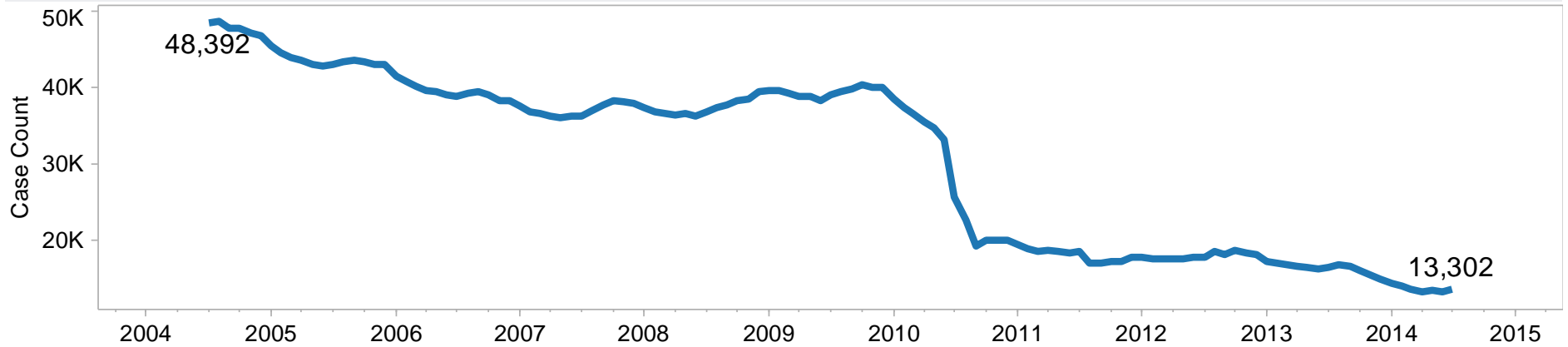
Tuberculosis Control  
(rolling 10 year view)



TB Cases Current Month

Families	Persons	Total Payments	Cases vs Prior Month	Persons vs Prior Month	Payments vs Prior Month	Cases vs Prior Year	Persons vs Prior Year	Payments vs Prior Year
4	4	\$497	0	0	\$0	(2)	(2)	(\$151)

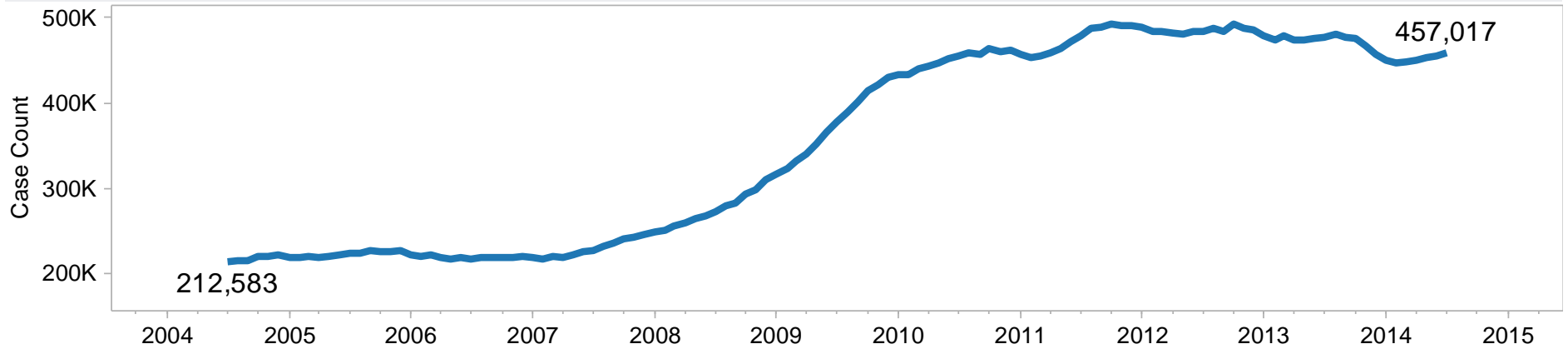
TANF Cases  
(rolling 10 year view)



TANF Current Month Detail

		Households	Persons	Adults	Children	Total Payments Issuance	Average Payment / Household	Average Payment / Person
Region	Maricopa	8,018	18,681	4,822	13,859	\$1,615,855	\$201.53	\$86.50
	<b>Total</b>	8,018	18,681	4,822	13,859	\$1,615,855	\$201.53	\$86.50
Northern	Apache	22	51	13	38	\$4,821	\$219.14	\$94.53
	Coconino	29	64	11	53	\$5,843	\$201.48	\$91.30
	Mohave	406	814	207	607	\$75,176	\$185.16	\$92.35
	Navajo	169	337	80	257	\$32,909	\$194.73	\$97.65
	<b>Total</b>	626	1,266	311	955	\$118,749	\$189.69	\$93.80
	Central	Gila	303	615	184	431	\$68,190	\$225.05
La Paz		45	94	25	69	\$8,477	\$188.38	\$90.18
Pinal		747	1,661	381	1,280	\$147,012	\$196.80	\$88.51
Yavapai		224	464	99	365	\$42,582	\$190.10	\$91.77
Yuma		384	930	258	672	\$76,986	\$200.48	\$82.78
<b>Total</b>		1,703	3,764	947	2,817	\$343,247	\$201.55	\$91.19
Southern	Cochise	342	696	155	541	\$66,916	\$195.66	\$96.14
	Graham	175	338	105	233	\$40,288	\$230.22	\$119.20
	Greenlee	12	24	5	19	\$2,594	\$216.17	\$108.08
	Pima	2,305	4,780	1,204	3,576	\$461,201	\$200.09	\$96.49
	Santa Cruz	121	270	68	202	\$24,199	\$199.99	\$89.63
	<b>Total</b>	2,955	6,108	1,537	4,571	\$595,198	\$201.42	\$97.45
<b>Grand Total</b>		<b>13,302</b>	<b>29,819</b>	<b>7,617</b>	<b>22,202</b>	<b>\$2,673,049</b>	<b>\$200.95</b>	<b>\$89.64</b>

SNAP Cases  
(rolling 10 year view)

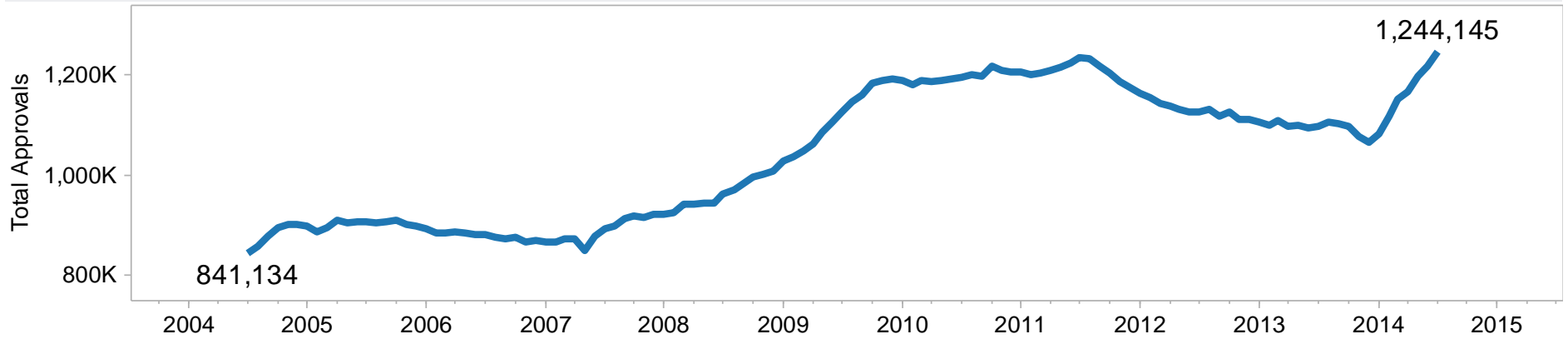


SNAP Current Month Detail

		Households	Persons	Adults	Children	Total Payments Issuance	Average Payment / Household	Average Payment / Person
Region	Maricopa	245,134	572,122	273,224	298,898	\$67,686,099	\$276.12	\$118.31
	<b>Total</b>	245,134	572,122	273,224	298,898	\$67,686,099	\$276.12	\$118.31
Northern	Apache	10,252	26,648	14,827	11,821	\$3,191,076	\$311.26	\$119.75
	Coconino	8,850	21,401	11,482	9,919	\$2,518,677	\$284.60	\$117.69
	Mohave	20,249	42,018	25,644	16,374	\$4,746,521	\$234.41	\$112.96
	Navajo	13,442	33,963	18,793	15,170	\$3,984,220	\$296.40	\$117.31
	<b>Total</b>	52,793	124,030	70,746	53,284	\$14,440,494	\$273.53	\$116.43
Central	Gila	5,742	12,937	7,312	5,625	\$1,526,725	\$265.89	\$118.01
	La Paz	1,996	4,107	2,373	1,734	\$483,366	\$242.17	\$117.69
	Pinal	22,474	56,152	28,794	27,358	\$6,445,789	\$286.81	\$114.79
	Yavapai	13,445	26,490	16,176	10,314	\$2,893,240	\$215.19	\$109.22
	Yuma	17,484	46,119	24,514	21,605	\$5,026,015	\$287.46	\$108.98
	<b>Total</b>	61,141	145,805	79,169	66,636	\$16,375,135	\$267.83	\$112.31
Southern	Cochise	11,427	24,438	14,291	10,147	\$2,739,827	\$239.77	\$112.11
	Graham	2,970	6,947	3,751	3,196	\$802,625	\$270.24	\$115.54
	Greenlee	402	868	487	381	\$103,650	\$257.84	\$119.41
	Pima	78,202	166,677	92,821	73,856	\$19,650,057	\$251.27	\$117.89
	Santa Cruz	4,948	12,851	6,759	6,092	\$1,395,556	\$282.04	\$108.60
	<b>Total</b>	97,949	211,781	118,109	93,672	\$24,691,715	\$252.09	\$116.59
<b>Grand Total</b>		<b>457,017</b>	<b>1,053,738</b>	<b>541,248</b>	<b>512,490</b>	<b>\$123,193,443</b>	<b>\$269.56</b>	<b>\$116.91</b>



Medical Approvals  
(rolling 10 year view)



Medical Current Month Detail

		SOBRA Woman 133% FPL	SOBRA Child	Adult W/O Child 100% FPL	Foster Care	1931 36% FPL	Federal Emergency Services	Infants	Adults W/O Child 40% FPL	SOBRA Woman 100% FPL	SOBRA Child 100% FPL	Trans Medical	1931 100% FPL	YATI	Other	Grand Total
R	Maricopa	7,008	38,108	24,433	9,243	222,081	62,089	28,302	76,826	2,726	141,445	21,468	66,470	204	15,354	<b>715,757</b>
	Total	7,008	38,108	24,433	9,243	222,081	62,089	28,302	76,826	2,726	141,445	21,468	66,470	204	15,354	<b>715,757</b>
N	Apache	169	1,058	743	41	12,332	97	803	5,822	49	3,549	558	2,355		415	<b>27,991</b>
	Coconino	267	1,042	1,002	127	9,153	451	983	3,960	106	4,112	687	2,599	7	437	<b>24,933</b>
	Mohave	409	2,037	2,381	367	13,168	373	1,246	7,372	152	7,592	1,595	5,075	11	1,632	<b>43,410</b>
	Navajo	291	1,636	1,221	175	14,502	204	1,165	6,271	121	5,264	973	3,713	1	548	<b>36,085</b>
	Total	1,136	5,773	5,347	710	49,155	1,125	4,197	23,425	428	20,517	3,813	13,742	19	3,032	<b>132,419</b>
C	Gila	108	578	549	131	4,957	146	502	2,146	61	1,992	325	1,323	1	339	<b>13,158</b>
	La Paz	52	258	192	28	1,447	119	177	655	17	656	131	403	1	174	<b>4,310</b>
	Pinal	647	3,711	2,243	733	23,194	1,410	2,303	7,528	241	10,841	1,997	6,671	25	1,445	<b>62,989</b>
	Yavapai	451	1,539	1,967	542	7,841	1,102	1,201	4,272	150	5,652	1,266	3,706	18	1,295	<b>31,002</b>
	Yuma	507	2,621	2,875	301	16,020	1,298	1,862	5,299	235	9,547	1,827	7,068	7	1,543	<b>51,010</b>
	Total	1,765	8,707	7,826	1,735	53,459	4,075	6,045	19,900	704	28,688	5,546	19,171	52	4,796	<b>162,469</b>
S	Cochise	257	1,101	1,370	290	8,449	460	845	3,455	96	3,898	771	2,906	7	955	<b>24,860</b>
	Graham	99	417	293	118	3,021	37	360	1,026	30	1,137	166	792	4	146	<b>7,646</b>
	Greenlee	20	50	45	15	475	1	49	160	3	117	16	79		33	<b>1,063</b>
	Pima	1,670	9,787	9,144	3,662	56,763	7,558	6,471	27,008	758	32,533	5,618	20,115	88	4,665	<b>185,840</b>
	Santa Cruz	86	723	896	50	4,349	447	411	1,391	54	2,683	535	1,943		523	<b>14,091</b>
	Total	2,132	12,078	11,748	4,135	73,057	8,503	8,136	33,040	941	40,368	7,106	25,835	99	6,322	<b>233,500</b>
<b>Grand Total</b>		<b>12,041</b>	<b>64,666</b>	<b>49,354</b>	<b>15,823</b>	<b>397,752</b>	<b>75,792</b>	<b>46,680</b>	<b>153,191</b>	<b>4,799</b>	<b>231,018</b>	<b>37,933</b>	<b>125,218</b>	<b>374</b>	<b>29,504</b>	<b>1,244,145</b>