



DEPARTMENT OF ECONOMIC SECURITY

Your Partner For A Stronger Arizona

Family Assistance Administration

STATISTICAL BULLETIN

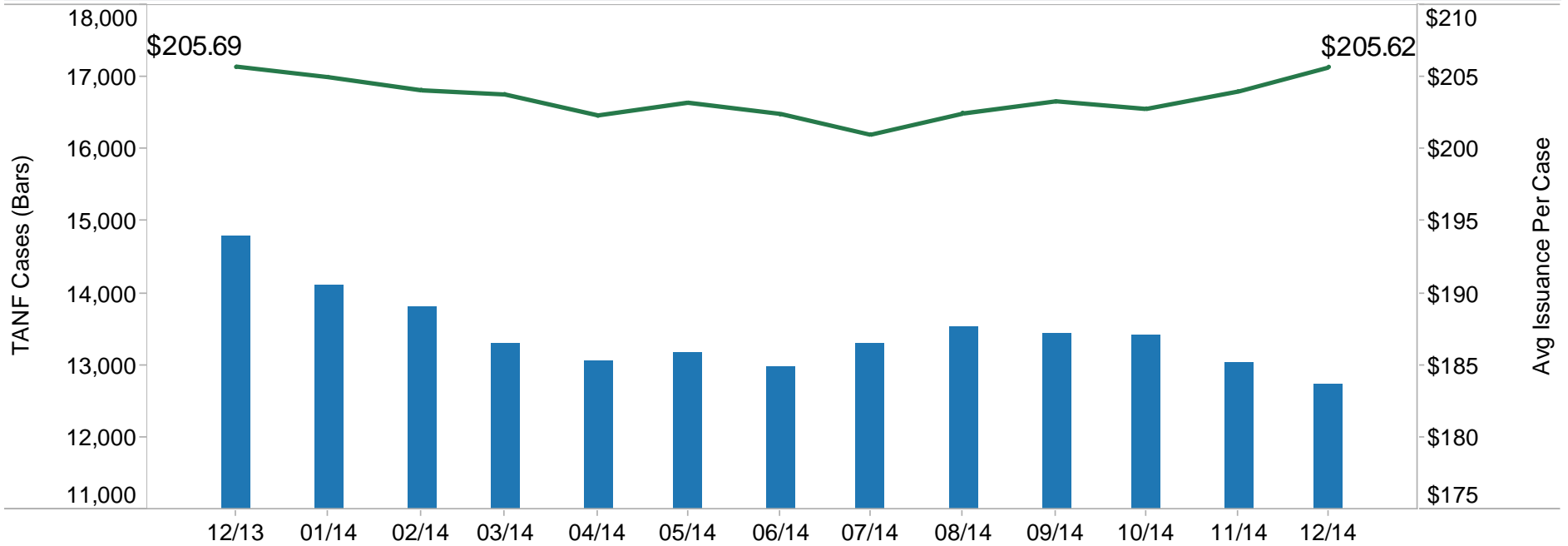
December 2014

<http://www.azdes.gov/appreports.aspx>

For questions regarding this bulletin please contact (602) 542-3678

Alternative format available upon request.

TANF Summary December 2014

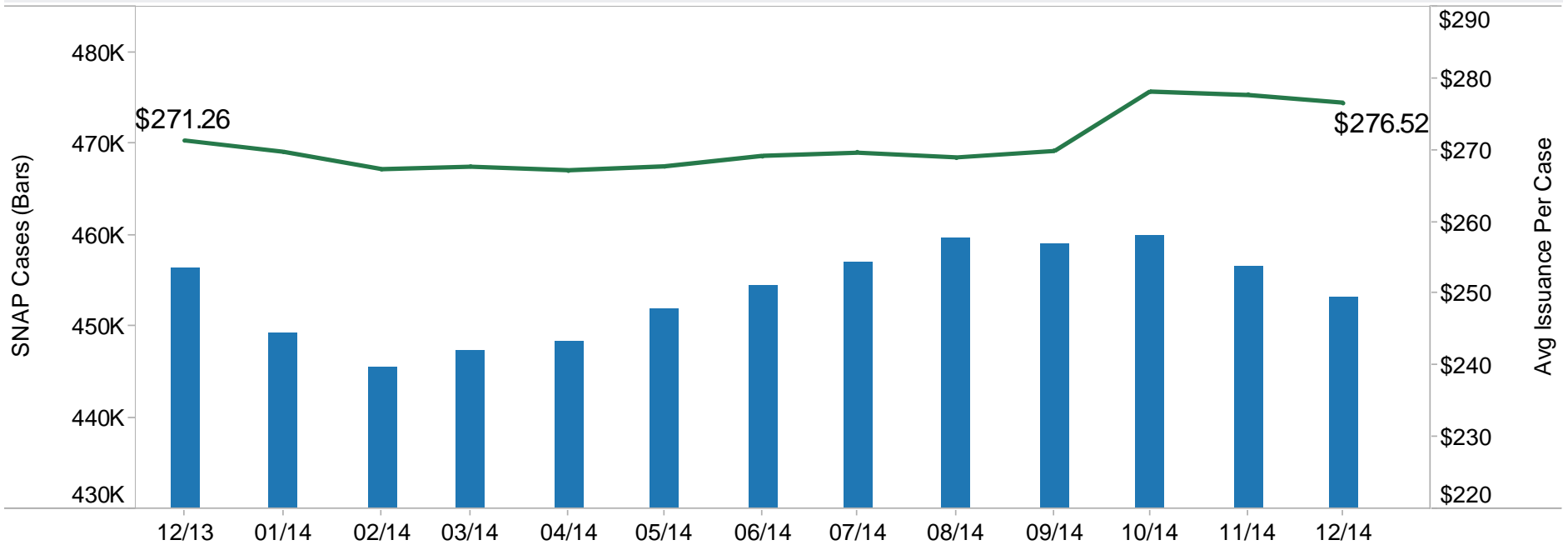


	Families	Persons	Adults	Children	Total Issuance	Average Issuance / Case	Average Issuance / Person	Cases vs Prior Month	Persons vs Prior Month	Issuance vs Prior Month	Cases vs Prior Year	Persons vs Prior Year	Issuance vs Prior Year
Grand Total*	12,733	28,489	6,915	21,574	\$2,618,148	\$205.62	\$91.90	(308)	(743)	(\$41,682)	(2,058)	(4,847)	(\$424,224)

*Includes prior month totals

Excludes	Includes	Tribal			
		Cases	Recipients	Payments	
Grant Diversion totals of: 686 Cases; \$533,264	TANF Child Only: 4,322 Cases; 6,752 Children; \$845,924 Unemployed Two Parent Program: 288 Cases; 1,210 Recipients; \$90,594	Hopi	59	156	\$13,931
		Pasqua/Yaqui	151	466	\$49,391
		Salt River	66	225	\$21,656
		San Carlos	297	590	\$72,384
		Grand Total	573	1,437	\$157,362

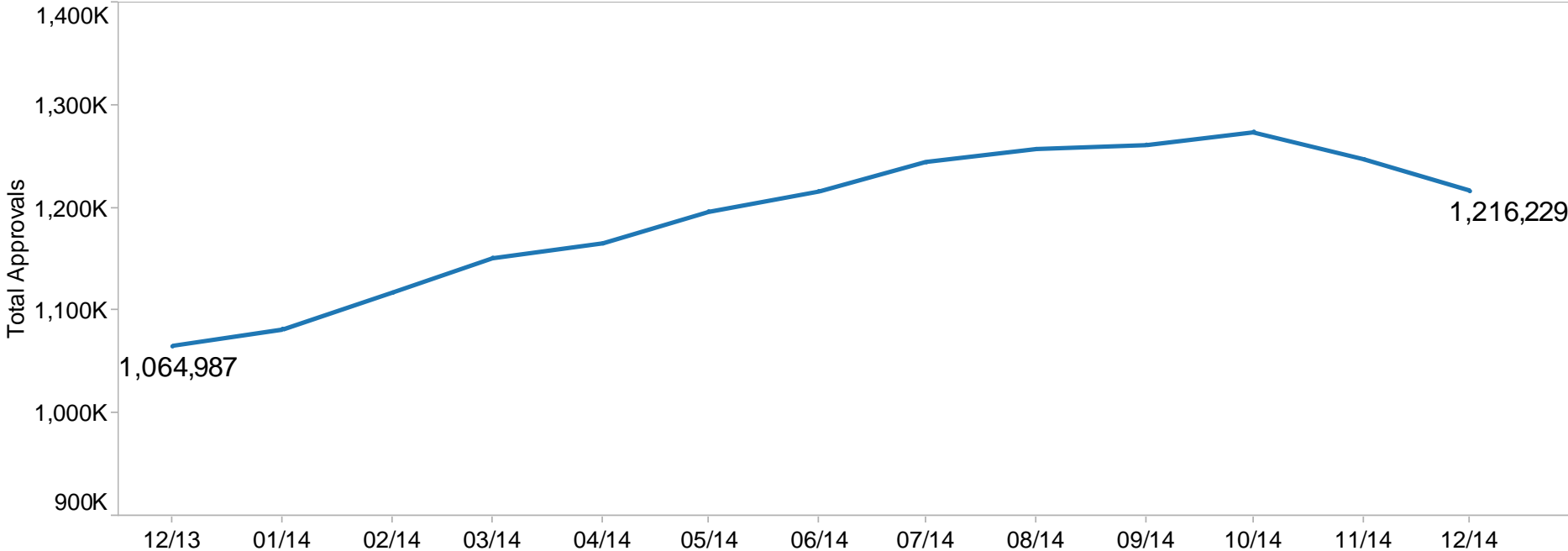
SNAP Summary December 2014



	Families	Persons	Adults	Children	Total Issuance	Average Issuance / Case	Average Issuance / Person
Grand Total*	453,141	1,039,515	533,350	506,165	\$125,304,091	\$276.52	\$120.54
	Cases vs Prior Month	Persons vs Prior Month	Issuance vs Prior Month	Cases vs Prior Year	Persons vs Prior Year	Issuance vs Prior Year	
Grand Total*	(3,335)	(10,172)	(\$1,413,136)	(3,205)	(25,081)	\$1,516,040	

*Includes prior month totals

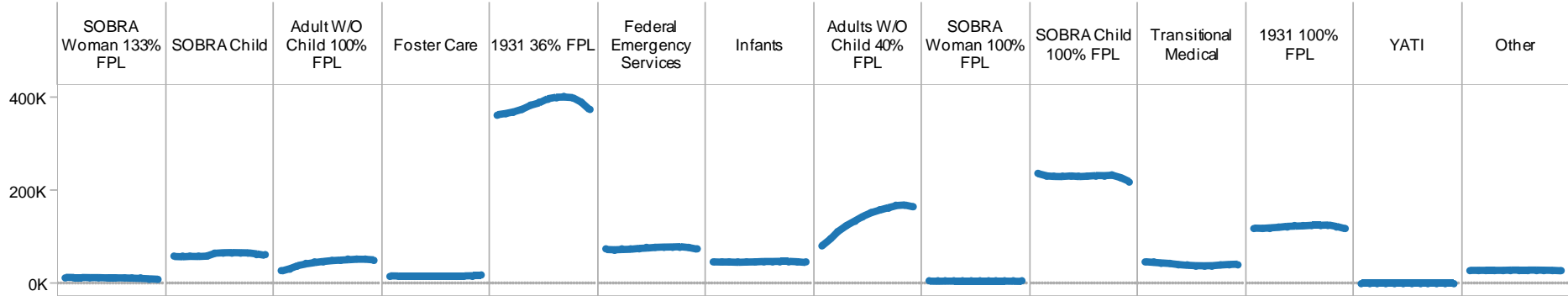
Medical Summary December 2014



	SOBRA Woman 133% FPL	SOBRA Child	Adult W/O Child 100% FPL	Foster Care	1931 36% FPL	Federal Emergency Services	Infants	Adults W/O Child 40% FPL	SOBRA Woman 100% FPL	SOBRA Child 100% FPL	Trans Medical	1931 100% FPL	YATI	Other	Type Totals
Grand Total*	9,347	60,282	51,851	16,414	377,420	73,372	44,969	167,092	4,161	221,946	41,615	120,101	372	27,287	1,216,229

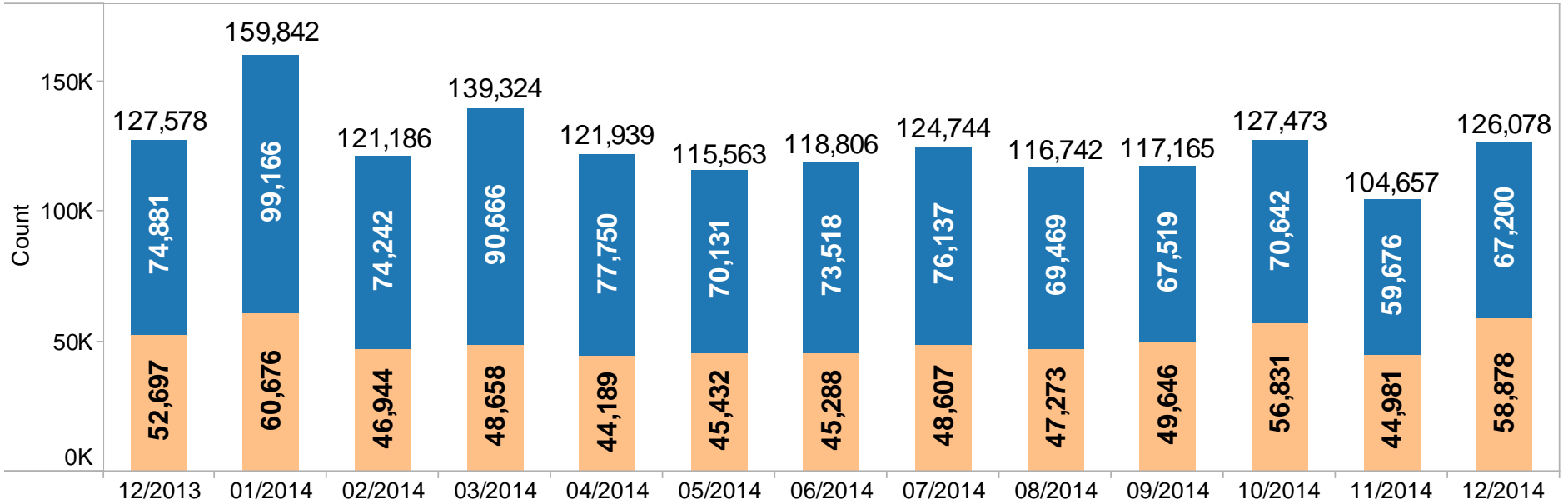
*Includes prior month totals

1 Year Sparkline Trend

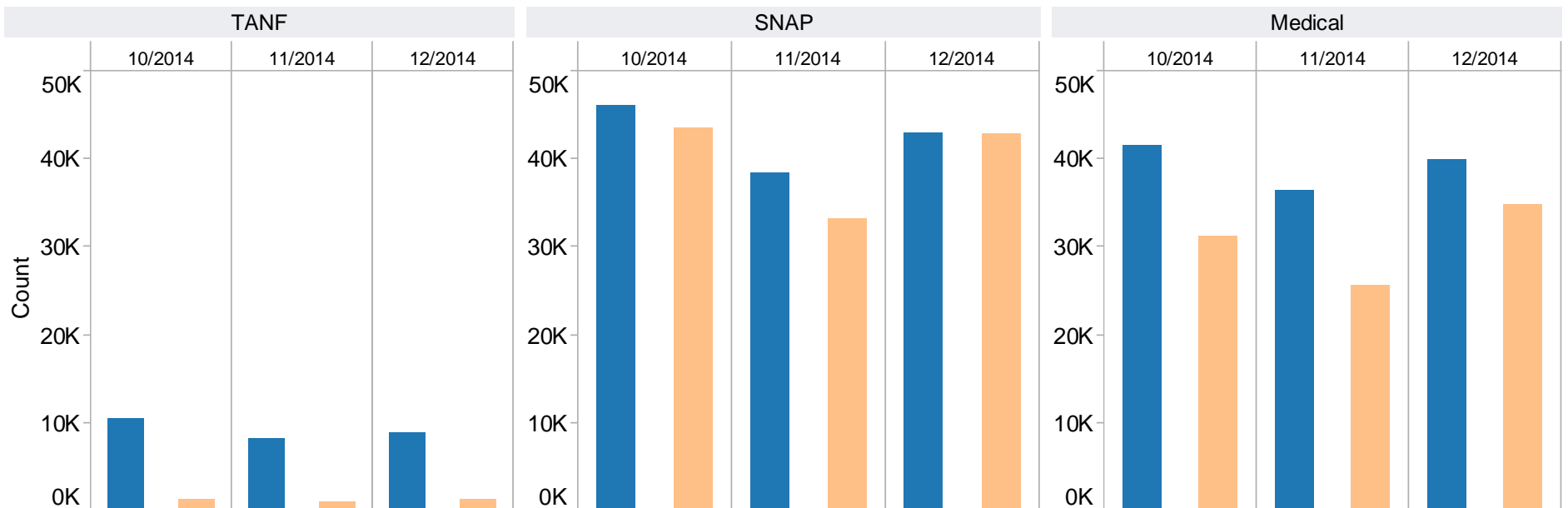


Total Applications

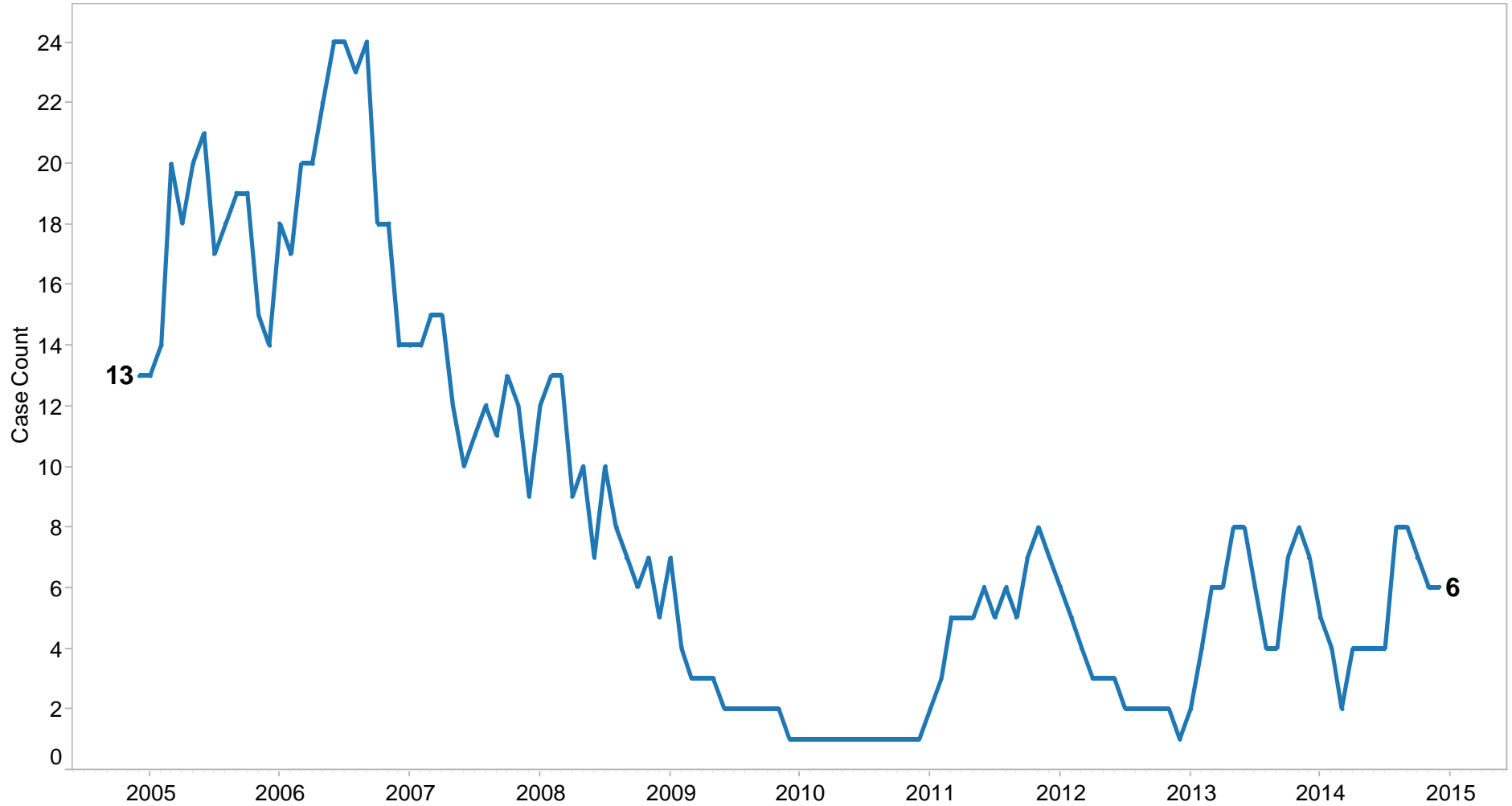
Dark Blue - Initial applications, includes applicants applying for the first time or had a break in benefits
 Light Orange - Renewal applications, includes all applications for a renewal of continuous benefits



Applications by Program



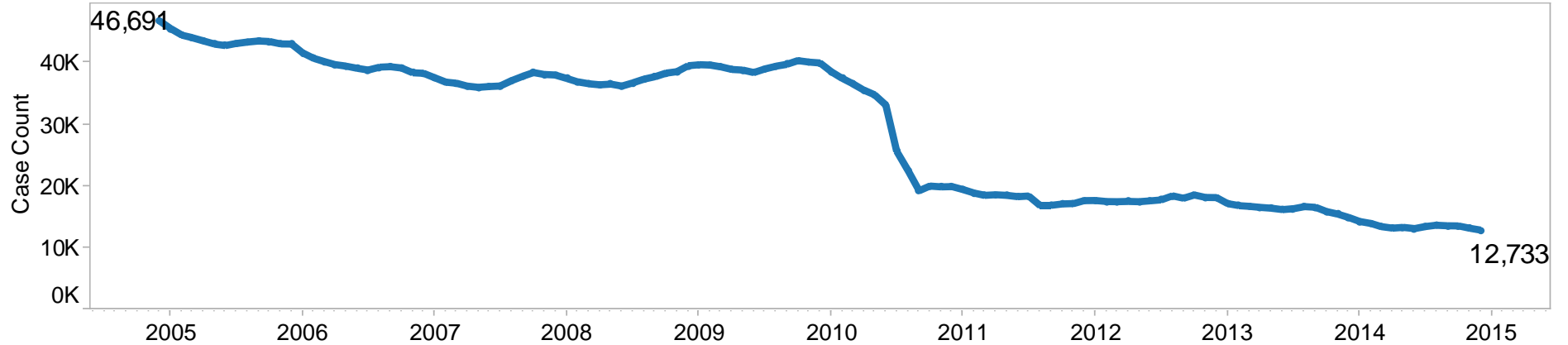
Tuberculosis Control
(rolling 10 year view)



December 2014 TB Cases

Families	Persons	Total Payments	Cases vs Prior Month	Persons vs Prior Month	Payments vs Prior Month	Cases vs Prior Year	Persons vs Prior Year	Payments vs Prior Year
6	6	\$648	0	0	\$0	(1)	(1)	(\$173)

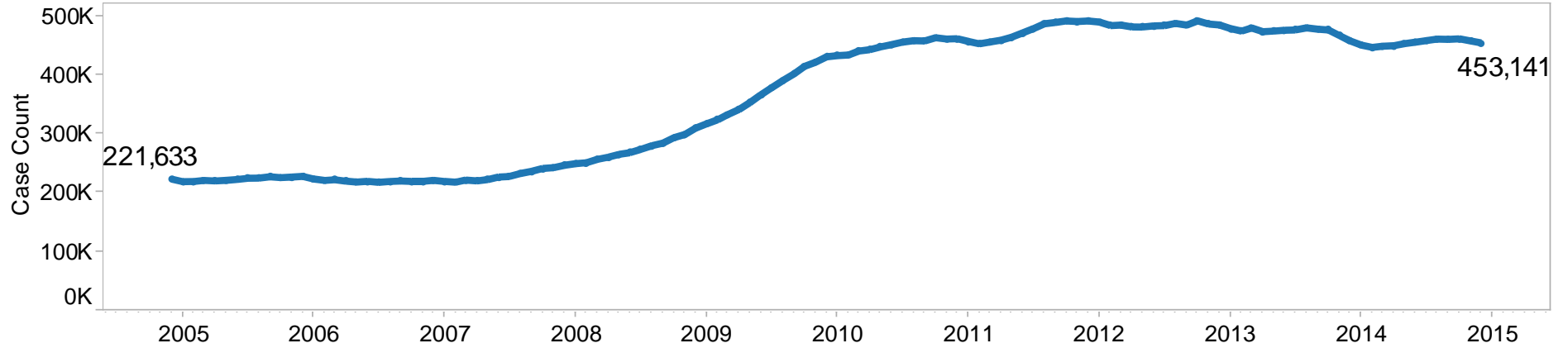
TANF Cases
(rolling 10 year view)



December 2014 TANF Detail

		Households	Persons	Adults	Children	Total Issuance	Average Issuance / Household	Average Issuance / Person
Region	Maricopa	7,602	17,604	4,255	13,349	\$1,572,763	\$206.89	\$89.34
	Total	7,602	17,604	4,255	13,349	\$1,572,763	\$206.89	\$89.34
Northem	Apache	23	51	15	36	\$4,715	\$205.00	\$92.45
	Coconino	29	62	11	51	\$5,820	\$200.69	\$93.87
	Mohave	393	798	202	596	\$76,016	\$193.42	\$95.26
	Navajo	150	298	81	217	\$28,588	\$190.59	\$95.93
	Total	595	1,209	309	900	\$115,139	\$193.51	\$95.23
Central	Gila	279	578	168	410	\$61,994	\$222.20	\$107.26
	La Paz	47	96	22	74	\$8,349	\$177.64	\$86.97
	Pinal	708	1,560	355	1,205	\$139,171	\$196.57	\$89.21
	Yavapai	205	409	79	330	\$39,441	\$192.40	\$96.43
	Total	1,597	3,508	839	2,669	\$322,054	\$201.66	\$91.81
Southem	Cochise	353	705	151	554	\$70,729	\$200.37	\$100.32
	Graham	180	364	115	249	\$41,733	\$231.85	\$114.65
	Greenlee	13	32	7	25	\$2,777	\$213.62	\$86.78
	Pima	2,262	4,773	1,167	3,606	\$465,706	\$205.88	\$97.57
	Total	2,939	6,168	1,512	4,656	\$608,192	\$206.94	\$98.60
Grand Total		12,733	28,489	6,915	21,574	\$2,618,148	\$205.62	\$91.90

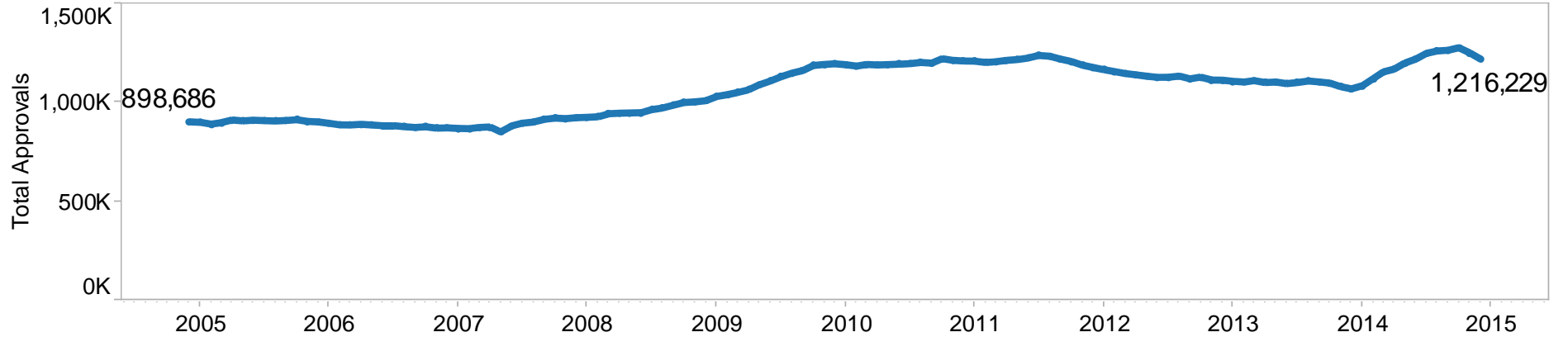
SNAP Cases
(rolling 10 year view)



December 2014 SNAP Detail

		Households	Persons	Adults	Children	Total Issuance	Average Issuance / Household	Average Issuance / Person
Region	Maricopa	242,645	564,305	269,197	295,108	\$68,979,156	\$284.28	\$122.24
	Total	242,645	564,305	269,197	295,108	\$68,979,156	\$284.28	\$122.24
Northern	Apache	10,200	26,181	14,600	11,581	\$3,234,885	\$317.15	\$123.56
	Coconino	8,775	21,007	11,237	9,770	\$2,524,673	\$287.71	\$120.18
	Mohave	20,204	41,640	25,480	16,160	\$4,819,646	\$238.55	\$115.75
	Navajo	13,197	32,992	18,271	14,721	\$3,996,101	\$302.80	\$121.12
	Total	52,376	121,820	69,588	52,232	\$14,575,305	\$278.28	\$119.65
	Central	Gila	5,646	12,687	7,154	5,533	\$1,543,871	\$273.45
La Paz		1,931	3,895	2,260	1,635	\$462,819	\$239.68	\$118.82
Pinal		22,062	55,165	28,065	27,100	\$6,526,332	\$295.82	\$118.31
Yavapai		13,361	26,397	16,034	10,363	\$2,958,419	\$221.42	\$112.07
Yuma		17,279	45,076	23,819	21,257	\$4,971,372	\$287.71	\$110.29
Total		60,279	143,220	77,332	65,888	\$16,462,813	\$273.11	\$114.95
Southern	Cochise	11,422	24,421	14,170	10,251	\$2,801,000	\$245.23	\$114.70
	Graham	3,021	6,958	3,784	3,174	\$828,077	\$274.11	\$119.01
	Greenlee	438	925	534	391	\$120,784	\$275.76	\$130.58
	Pima	77,878	164,796	91,816	72,980	\$20,074,860	\$257.77	\$121.82
	Santa Cruz	5,082	13,070	6,929	6,141	\$1,462,096	\$287.70	\$111.87
	Total	97,841	210,170	117,233	92,937	\$25,286,817	\$258.45	\$120.32
Grand Total		453,141	1,039,515	533,350	506,165	\$125,304,091	\$276.52	\$120.54

Medical Approvals
(rolling 10 year view)



December 2014 Medical Detail

		SOBRA Woman 133% FPL	SOBRA Child	Adult W/O Child 100% FPL	Foster Care	1931 36% FPL	Federal Emergency Services	Infants	Adults W/O Child 40% FPL	SOBRA Woman 100% FPL	SOBRA Child 100% FPL	Trans Medical	1931 100% FPL	YATI	Other	Grand Total
R	Maricopa	5,408	35,649	25,516	9,708	209,702	60,034	27,174	84,629	2,321	134,899	22,352	63,336	222	14,055	695,005
	Total	5,408	35,649	25,516	9,708	209,702	60,034	27,174	84,629	2,321	134,899	22,352	63,336	222	14,055	695,005
N	Apache	134	1,003	882	37	11,780	92	766	6,165	65	3,508	679	2,325		405	27,841
	Coconino	196	974	1,120	124	8,375	449	967	4,300	97	4,050	938	2,532	7	422	24,551
	Mohave	286	1,911	2,517	379	12,711	380	1,179	8,013	147	7,360	1,818	4,813	12	1,594	43,120
	Navajo	228	1,406	1,318	182	13,499	192	1,164	6,608	115	5,033	1,163	3,490	2	536	34,936
	Total	844	5,294	5,837	722	46,365	1,113	4,076	25,086	424	19,951	4,598	13,160	21	2,957	130,448
C	Gila	95	538	576	139	4,807	134	504	2,320	40	1,902	338	1,245		324	12,962
	La Paz	33	225	202	24	1,359	124	161	695	15	660	124	387	2	179	4,190
	Pinal	486	3,581	2,368	760	22,236	1,364	2,201	8,266	213	10,541	2,184	6,459	19	1,295	61,973
	Yavapai	348	1,471	2,116	557	7,425	1,084	1,174	4,545	140	5,447	1,273	3,546	22	1,117	30,265
	Yuma	453	2,321	2,868	295	15,467	1,213	1,789	5,823	204	9,130	2,653	6,714	3	1,513	50,446
	Total	1,415	8,136	8,130	1,775	51,294	3,919	5,829	21,649	612	27,680	6,572	18,351	46	4,428	159,836
S	Cochise	218	1,014	1,460	289	8,078	415	856	3,626	84	3,994	885	2,916	10	894	24,739
	Graham	79	395	341	133	2,963	39	342	1,178	31	1,164	193	774	2	147	7,781
	Greenlee	6	30	59	14	490	1	55	200	4	103	18	81		35	1,096
	Pima	1,286	9,173	9,547	3,721	54,244	7,468	6,221	29,285	639	31,424	6,413	19,527	71	4,232	183,251
	Santa Cruz	91	591	961	52	4,284	383	416	1,439	46	2,731	584	1,956		539	14,073
	Total	1,680	11,203	12,368	4,209	70,059	8,306	7,890	35,728	804	39,416	8,093	25,254	83	5,847	230,940
	Grand Total	9,347	60,282	51,851	16,414	377,420	73,372	44,969	167,092	4,161	221,946	41,615	120,101	372	27,287	1,216,229