



DEPARTMENT OF ECONOMIC SECURITY

Your Partner For A Stronger Arizona

State of Arizona

Department of Economic Security

Family Assistance Administration

STATISTICAL BULLETIN

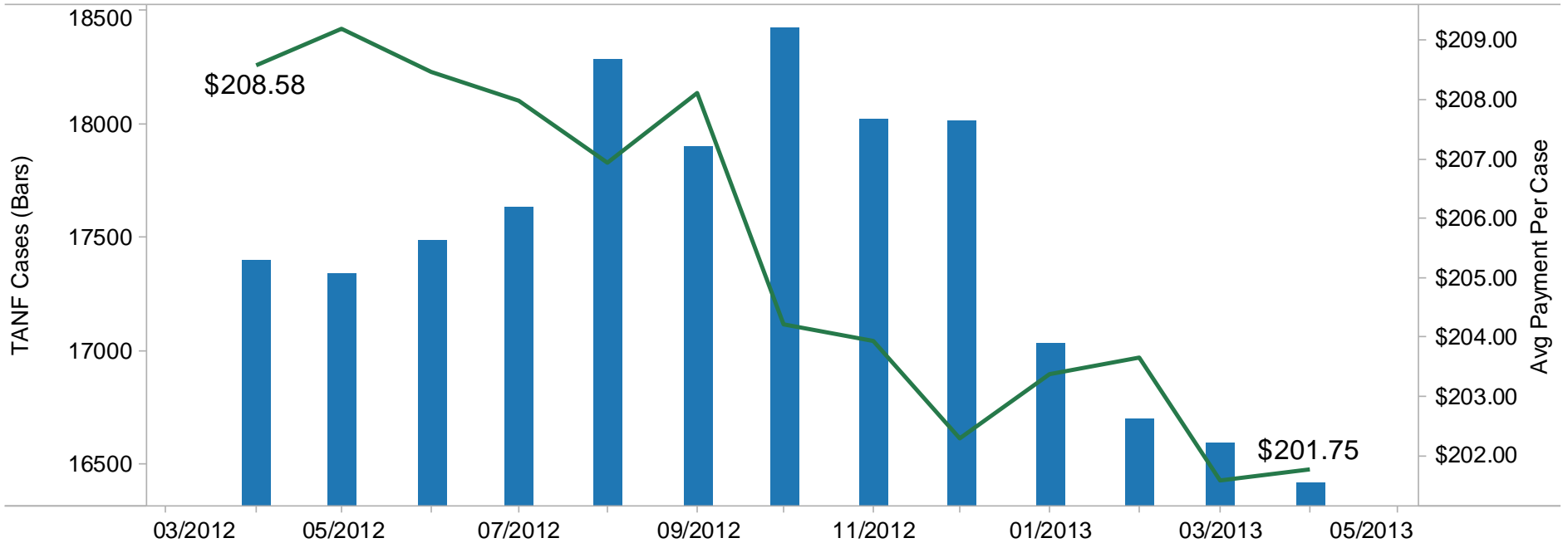
April 2013

<http://www.azdes.gov/appreports.aspx>

For questions regarding this bulletin please contact (602) 542-3678

Alternative format available upon request.

TANF Summary April 2013

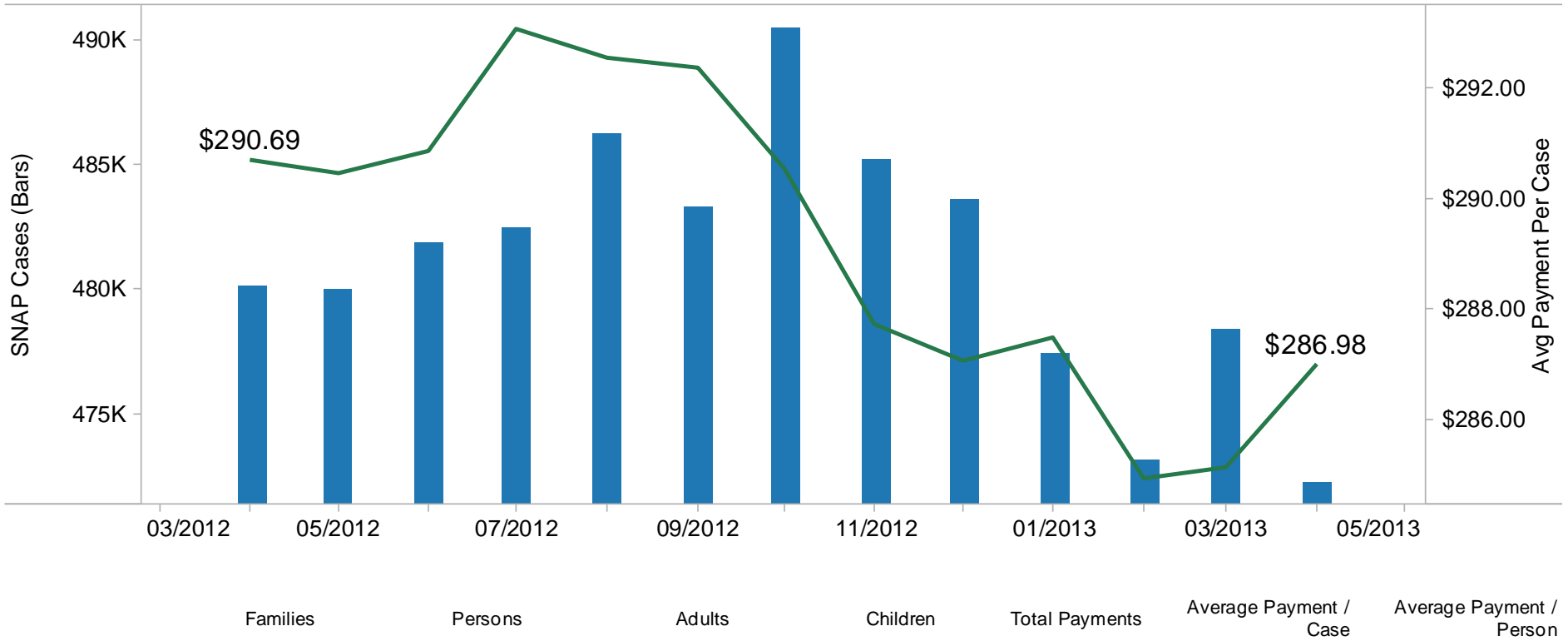


	Families	Persons	Adults	Children	Total Payments	Average Payment / Case	Average Payment / Recip	Cases vs Prior Month	Persons vs Prior Month	Payments vs Prior Month	Cases vs Prior Year	Persons vs Prior Year	Payments vs Prior Year
Grand Total*	16,415	36,864	10,063	26,801	\$3,311,695	\$201.75	\$89.84	(180)	(412)	(\$33,484)	(979)	(2,603)	(\$316,350)

*Includes prior month totals

Excludes	Includes	Tribal			
		Cases	Recipients	Payments	
Grant Diversion totals of: 777 Cases; \$611,554	TANF Child Only: 4,347 Cases; 6,586 Children; \$838,540 Unemployed Two Parent Program: 382 Cases; 1,423 Recipients; \$109,501	Hopi	74	184	\$16,422
		Pasqua/Yaqui	178	512	\$54,045
		Salt River	80	246	\$24,800
		San Carlos	354	664	\$86,440
		Grand Total	686	1,606	\$181,707

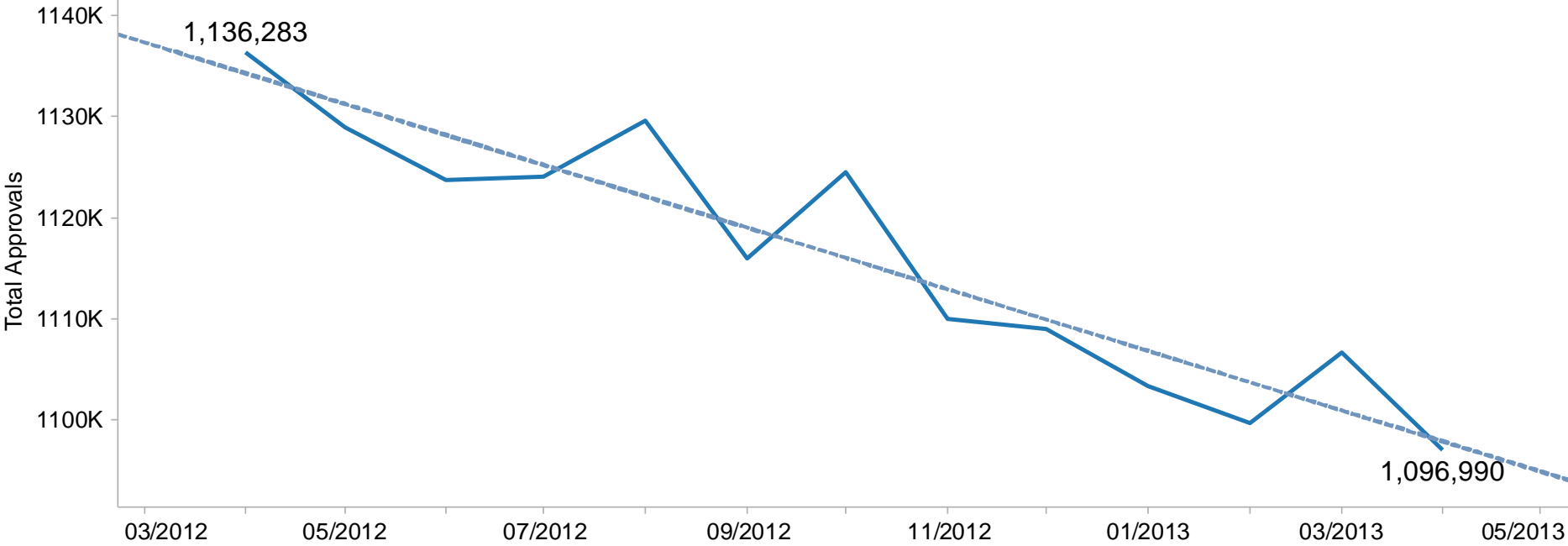
SNAP Summary April 2013



Grand Total*	472,251	1,099,471	556,965	542,506	\$135,527,712	\$286.98	\$123.27
	Cases vs Prior Month	Persons vs Prior Month	Payments vs Prior Month	Cases vs Prior Year	Persons vs Prior Year	Payments vs Prior Year	
Grand Total*	(6,155)	(15,167)	(\$871,519)	(7,915)	(12,593)	(\$4,050,589)	

*Includes prior month totals

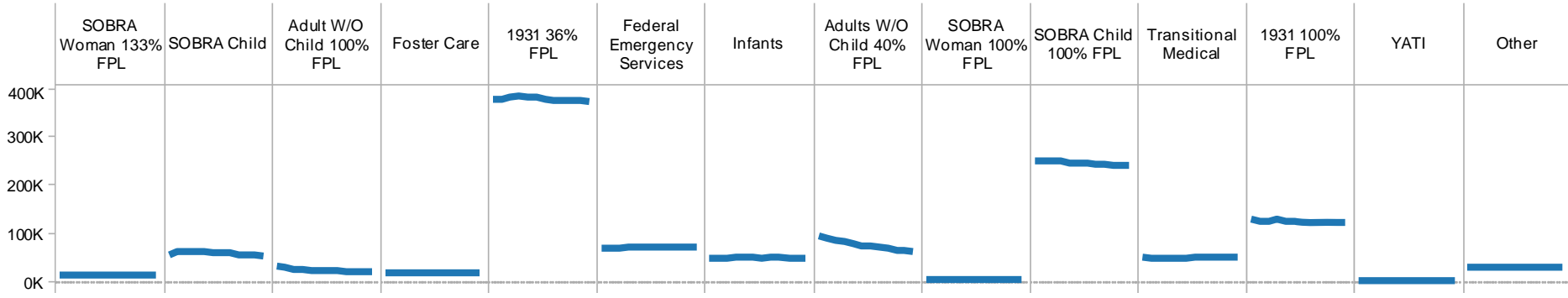
Medical Summary April 2013



	SOBRA Woman 133% FPL	SOBRA Child	Adult W/O Child 100% FPL	Foster Care	1931 36% FPL	Federal Emergency Services	Infants	Adults W/O Child 40% FPL	SOBRA Woman 100% FPL	SOBRA Child 100% FPL	Trans Medical	1931 100% FPL	YATI	Other	Type Totals
Grand Total*	13,423	53,285	17,295	15,859	375,795	69,662	46,509	61,408	4,599	241,649	47,609	122,557	357	26,983	1,096,990

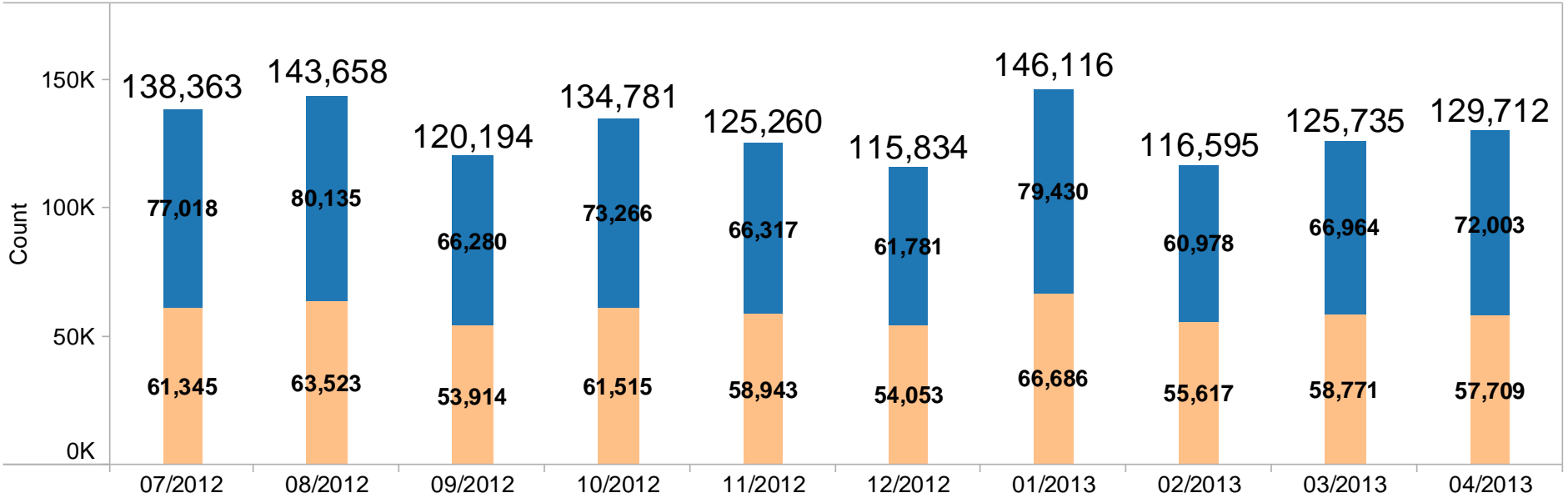
*Includes prior month totals

1 Year Sparkline Trend

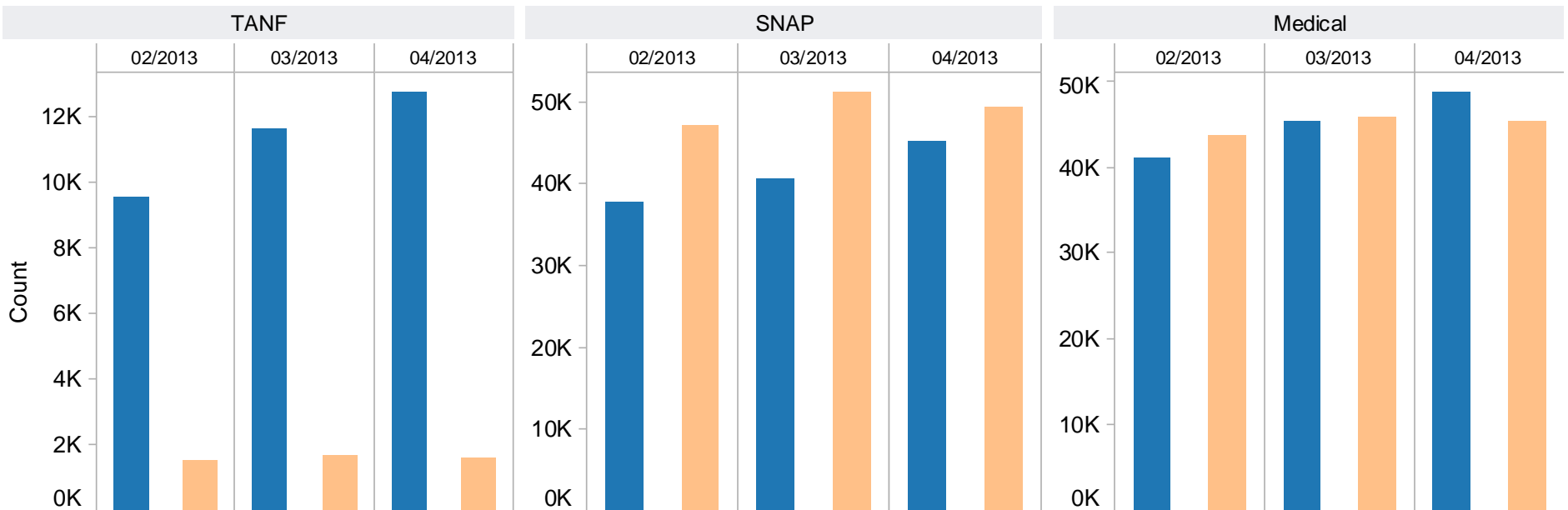


Total Applications

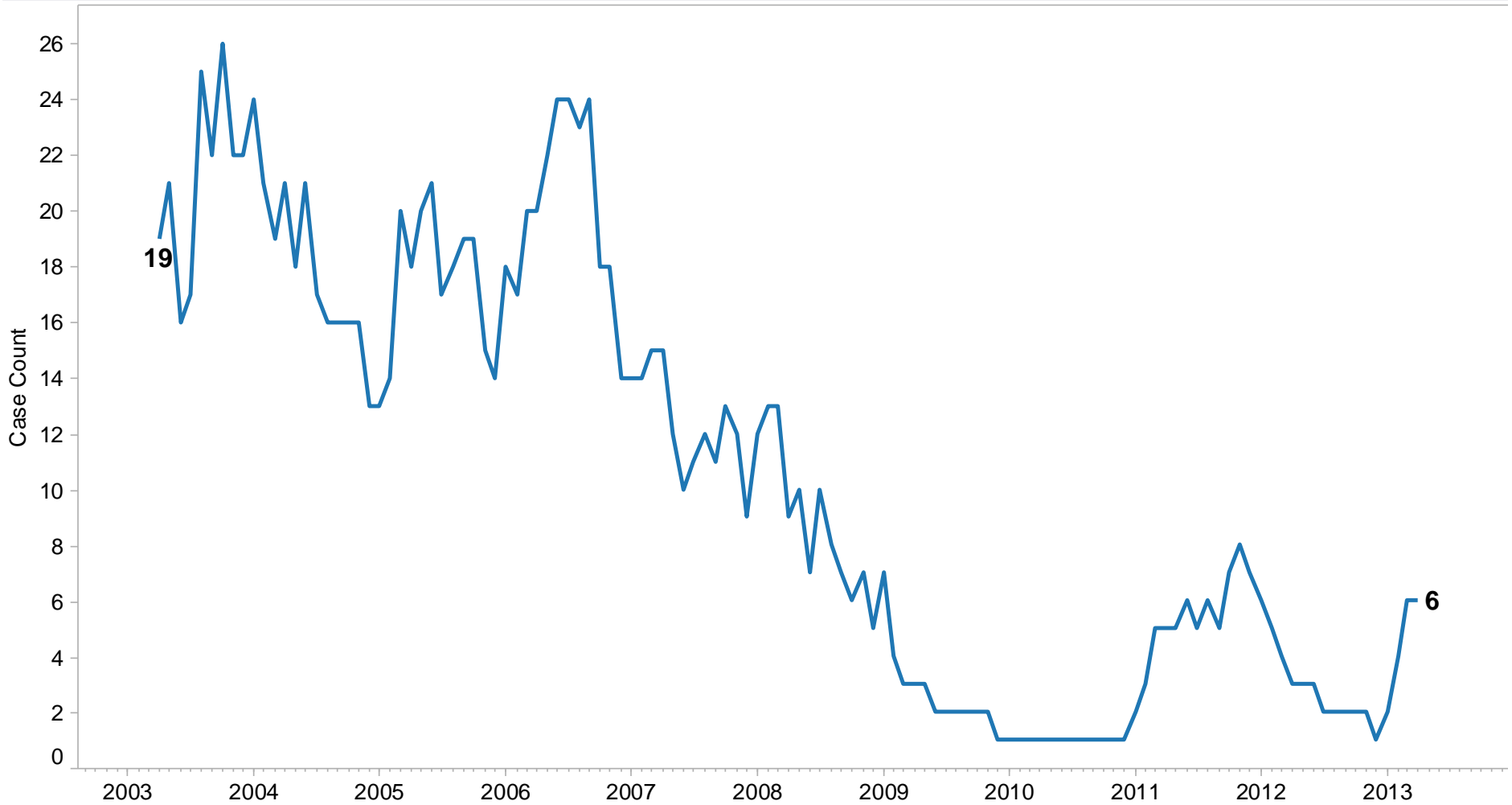
Dark Blue - Initial applications, includes applicants applying for the first time or had a break in benefits
 Light Orange - Renewal applications, includes all applications for a renewal of continuous benefits



Applications by Program



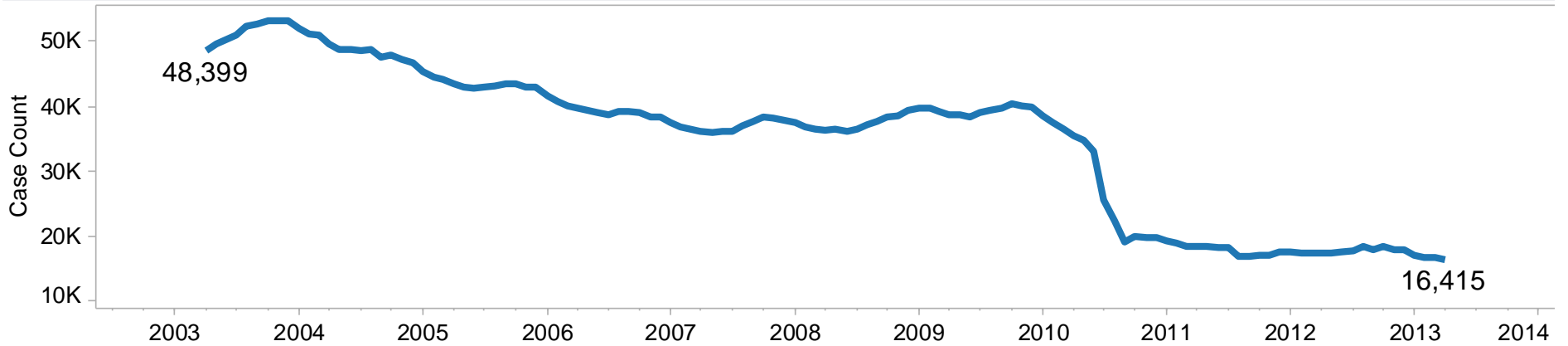
Tuberculosis Control
(rolling 10 year view)



TB Cases Current Month

Families	Persons	Total Payments	Cases vs Prior Month	Persons vs Prior Month	Payments vs Prior Month	Cases vs Prior Year	Persons vs Prior Year	Payments vs Prior Year
6	6	\$778	0	0	\$16	3	3	\$374

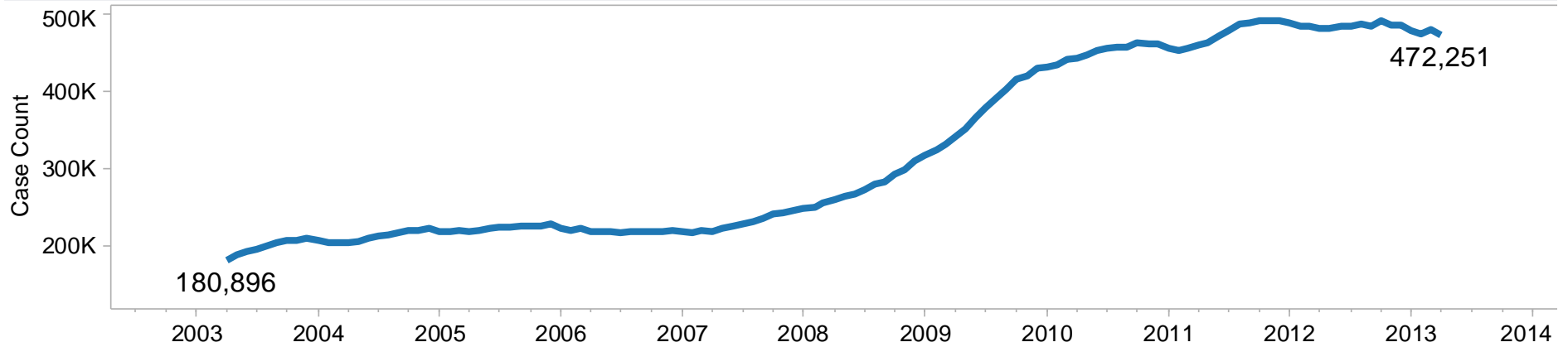
TANF Cases
(rolling 10 year view)



TANF Current Month Detail

		Households	Persons	Adults	Children	Total Payments Issuance	Average Payment / Household	Average Payment / Person
Region	Maricopa	10,426	24,017	6,544	17,473	\$2,115,589	\$202.91	\$88.09
	Total	10,426	24,017	6,544	17,473	\$2,115,589	\$202.91	\$88.09
Northern	Apache	41	90	24	66	\$8,279	\$201.93	\$91.99
	Coconino	69	154	41	113	\$13,520	\$195.94	\$87.79
	Mohave	545	1,140	338	802	\$103,668	\$190.22	\$90.94
	Navajo	232	531	149	382	\$47,467	\$204.60	\$89.39
	Total	887	1,915	552	1,363	\$172,934	\$194.97	\$90.30
	Central	Gila	334	646	217	429	\$72,913	\$218.30
La Paz		52	109	30	79	\$9,758	\$187.65	\$89.52
Pinal		849	1,856	492	1,364	\$161,376	\$190.08	\$86.95
Yavapai		271	539	142	397	\$50,074	\$184.77	\$92.90
Yuma		366	874	241	633	\$75,761	\$207.00	\$86.68
Total		1,872	4,024	1,122	2,902	\$369,882	\$197.59	\$91.92
Southern	Cochise	341	704	154	550	\$68,806	\$201.78	\$97.74
	Graham	196	365	110	255	\$42,872	\$218.73	\$117.46
	Greenlee	8	13	2	11	\$1,515	\$189.38	\$116.54
	Pima	2,563	5,545	1,514	4,031	\$515,325	\$201.06	\$92.94
	Santa Cruz	122	281	65	216	\$24,772	\$203.05	\$88.16
	Total	3,230	6,908	1,845	5,063	\$653,290	\$202.26	\$94.57
Grand Total		16,415	36,864	10,063	26,801	\$3,311,695	\$201.75	\$89.84

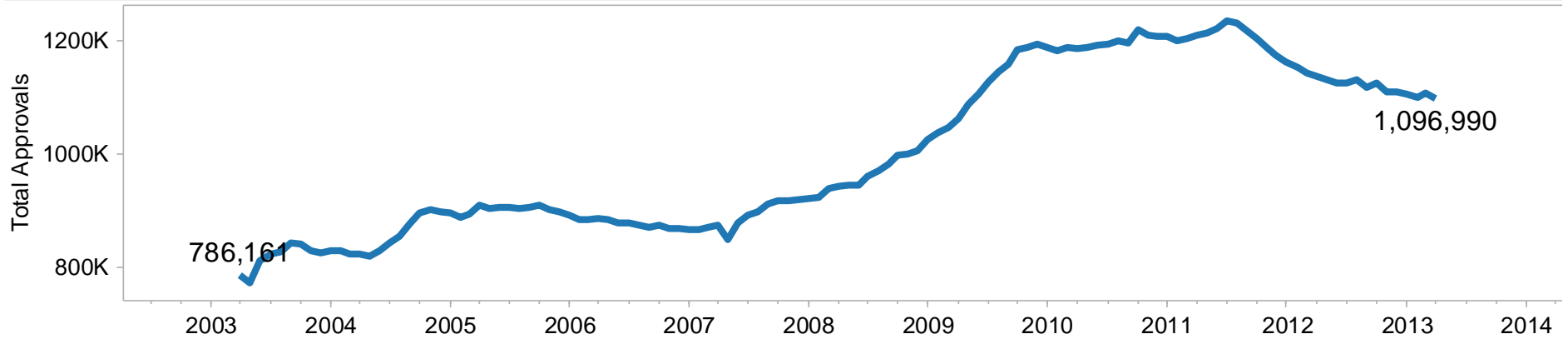
SNAP Cases
(rolling 10 year view)



SNAP Current Month Detail

		Households	Persons	Adults	Children	Total Payments Issuance	Average Payment / Household	Average Payment / Person
Region	Maricopa	257,061	604,308	284,619	319,689	\$75,439,631	\$293.47	\$124.84
	Total	257,061	604,308	284,619	319,689	\$75,439,631	\$293.47	\$124.84
Northern	Apache	10,582	27,992	15,529	12,463	\$3,507,405	\$331.45	\$125.30
	Coconino	9,862	23,911	12,736	11,175	\$2,977,289	\$301.90	\$124.52
	Mohave	20,800	44,429	26,539	17,890	\$5,400,374	\$259.63	\$121.55
	Navajo	14,046	36,072	19,910	16,162	\$4,481,026	\$319.03	\$124.22
	Total	55,290	132,404	74,714	57,690	\$16,366,094	\$296.00	\$123.61
Central	Gila	5,751	12,796	7,343	5,453	\$1,613,515	\$280.56	\$126.10
	La Paz	2,062	4,184	2,440	1,744	\$525,587	\$254.89	\$125.62
	Pinal	23,011	58,002	29,553	28,449	\$7,047,050	\$306.25	\$121.50
	Yavapai	14,879	29,931	17,997	11,934	\$3,554,746	\$238.91	\$118.76
	Yuma	15,634	42,043	21,563	20,480	\$4,612,906	\$295.06	\$109.72
	Total	61,337	146,956	78,896	68,060	\$17,353,804	\$282.93	\$118.09
Southern	Cochise	10,925	23,836	13,665	10,171	\$2,820,490	\$258.17	\$118.33
	Graham	3,093	7,198	3,909	3,289	\$851,362	\$275.25	\$118.28
	Greenlee	382	814	462	352	\$96,565	\$252.79	\$118.63
	Pima	79,471	171,341	94,260	77,081	\$21,162,988	\$266.30	\$123.51
	Santa Cruz	4,692	12,614	6,440	6,174	\$1,436,778	\$306.22	\$113.90
	Total	98,563	215,803	118,736	97,067	\$26,368,183	\$267.53	\$122.19
Grand Total		472,251	1,099,471	556,965	542,506	\$135,527,712	\$286.98	\$123.27

Medical Approvals
(rolling 10 year view)



Medical Current Month Detail

		SOBRA Woman 133% FPL	SOBRA Child	Adult W/O Child 100% FPL	Foster Care	1931 36% FPL	Federal Emergency Services	Infants	Adults W/O Child 40% FPL	SOBRA Woman 100% FPL	SOBRA Child 100% FPL	Trans Medical	1931 100% FPL	YATI	Other	Grand Total
R	Maricopa	7,684	30,877	8,429	8,982	211,546	57,491	28,350	29,491	2,625	147,393	25,328	65,870	187	14,280	638,533
	Total	7,684	30,877	8,429	8,982	211,546	57,491	28,350	29,491	2,625	147,393	25,328	65,870	187	14,280	638,533
N	Apache	200	839	256	46	11,959	93	808	2,591	78	3,823	723	2,361		360	24,137
	Coconino	275	926	340	125	9,196	466	1,003	1,515	99	4,458	1,041	2,584	9	395	22,432
	Mohave	457	1,550	897	381	13,358	347	1,259	3,038	156	8,301	1,766	5,069	9	1,450	38,038
	Navajo	334	1,380	457	166	14,314	229	1,206	2,917	112	5,630	1,082	3,692	1	470	31,990
	Total	1,266	4,695	1,950	718	48,827	1,135	4,276	10,061	445	22,212	4,612	13,706	19	2,675	116,597
C	Gila	102	494	227	119	4,741	126	481	1,097	51	1,997	434	1,235	5	323	11,432
	La Paz	51	206	89	29	1,394	125	173	300	12	643	161	354		157	3,694
	Pinal	739	3,245	753	727	21,356	1,317	2,349	3,230	240	11,389	2,302	6,432	20	1,269	55,368
	Yavapai	495	1,350	755	566	8,360	1,132	1,147	1,796	134	5,893	1,541	3,608	23	1,072	27,872
	Yuma	598	1,955	707	320	12,521	1,030	1,805	1,963	224	9,520	3,861	6,048	5	1,298	41,855
	Total	1,985	7,250	2,531	1,761	48,372	3,730	5,955	8,386	661	29,442	8,299	17,677	53	4,119	140,221
S	Cochise	249	862	583	297	7,513	418	727	1,376	94	4,260	883	2,826	7	845	20,940
	Graham	91	405	131	108	2,497	34	303	530	28	1,332	411	816	1	139	6,826
	Greenlee	20	35	25	8	339	1	39	79	1	156	56	88		32	879
	Pima	2,031	8,635	3,328	3,939	52,917	6,458	6,423	10,831	695	33,928	7,286	19,656	90	4,426	160,643
	Santa Cruz	97	526	318	46	3,784	395	436	654	50	2,926	734	1,918		467	12,351
	Total	2,488	10,463	4,385	4,398	67,050	7,306	7,928	13,470	868	42,602	9,370	25,304	98	5,909	201,639
	Grand Total	13,423	53,285	17,295	15,859	375,795	69,662	46,509	61,408	4,599	241,649	47,609	122,557	357	26,983	1,096,990