

ARIZONA



DEPARTMENT OF ECONOMIC SECURITY

Your Partner For A Stronger Arizona

2019 Homeless Lottery Funds Report

This report has been prepared pursuant to A.R.S. § 5-572 (E).

Of the monies remaining in the State Lottery Fund each fiscal year after appropriations and deposits authorized in subsections A through F of this section, one million dollars or the remaining balance in the fund, whichever is less, is appropriated to the Department of Economic Security for grants to nonprofit organizations, including faith based organizations, for homeless emergency and transitional shelters, and related support services. The Department of Economic Security shall submit a report on the amounts, recipients, purposes, and results of each grant to the Governor, the Speaker of the House of Representatives, and the President of the Senate on or before December 31 of each year for the prior fiscal year, and shall provide a copy of this report to the Secretary of State and the Director of the Arizona State Library, Archives and Public Records.

Background

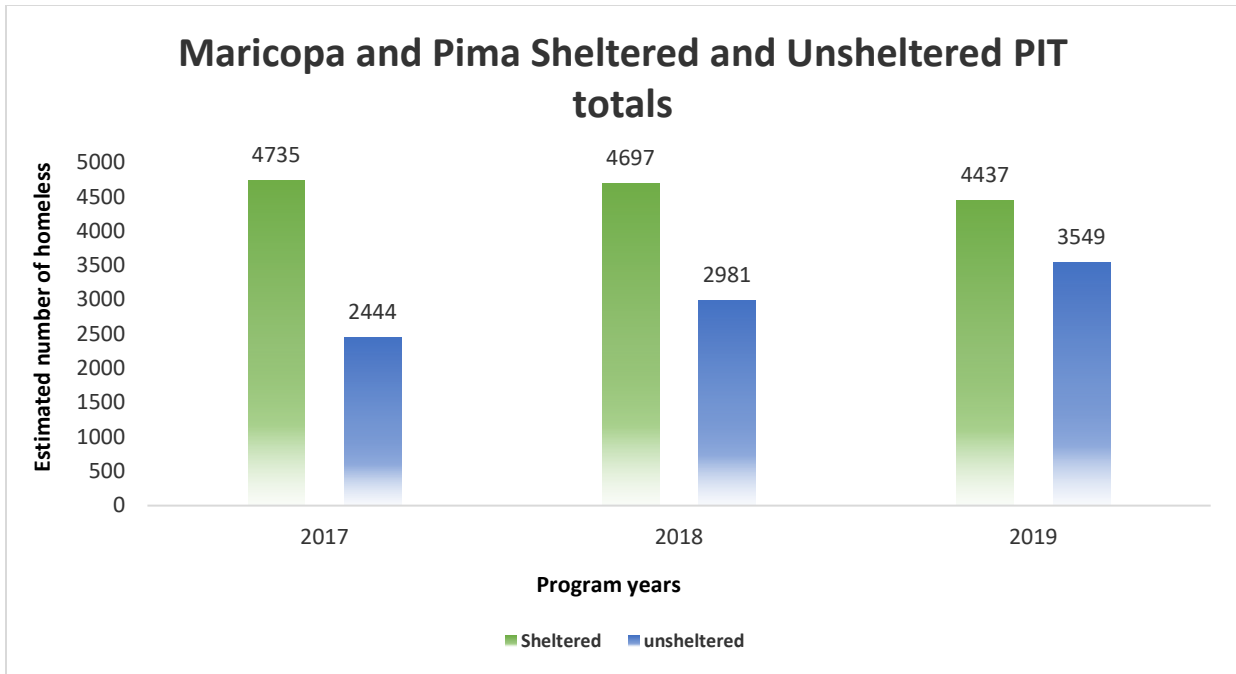
The Arizona Department of Economic Security (DES), Division of Aging and Adult Services Homeless Coordination office allocates limited Lottery funding dollars to community nonprofit homeless service providers in Maricopa and Pima to administer homeless services.

With these funds, each year thousands of homeless men, women, and children are assisted to return to productive, self-sufficient lives as tax paying citizens. Nonprofit service providers assist by making available safe shelter, meals, drug and alcohol dependency treatment, job training and preparation, temporary and permanent job placement, case management, and assistance to return to permanent housing as rapidly as possible.

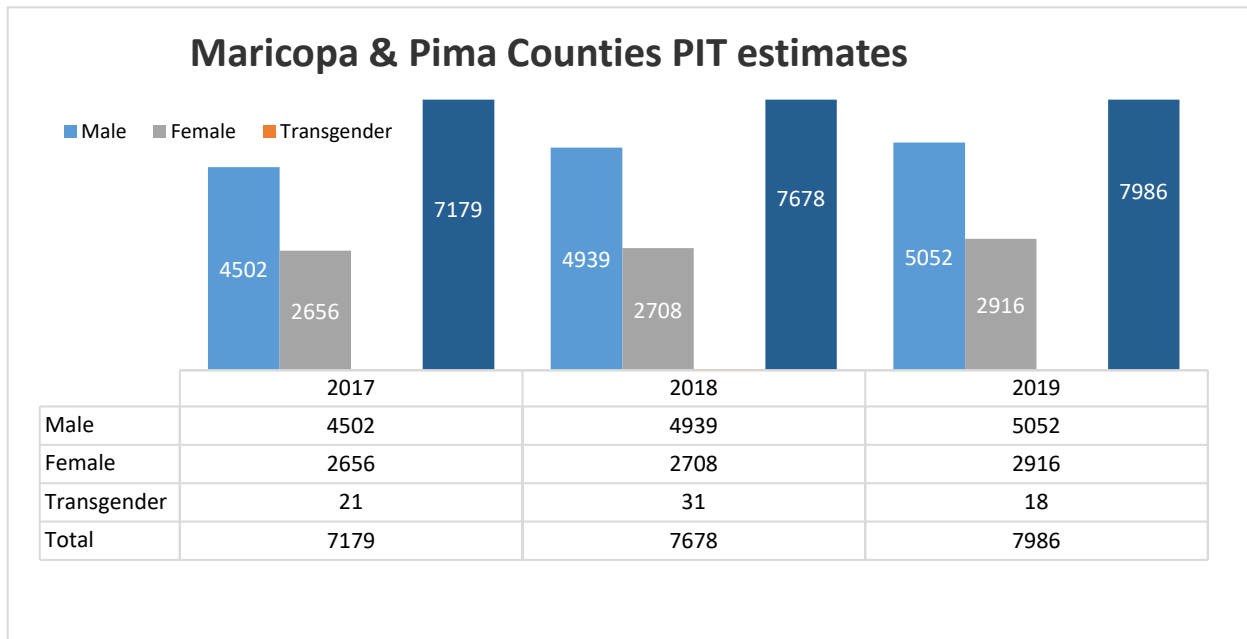
Current funding levels are insufficient for meeting the growing demands, A.R.S. § 5-572 (E) only appropriates up to \$1,000,000 for homeless services. It is well documented that effective homeless services result in reduced, long term expenditures for emergency health and public safety costs, resulting in safer communities.

Estimates of the number of homeless people in Arizona vary. One of the tools utilized to estimate the number of homeless in Arizona is the Point in Time (PIT) count. The PIT count is a snapshot of a community's homeless situation within a specified point in time, generally within a twenty-four-hour period. However, the PIT count is not intended to provide an absolute number of individuals experiencing homelessness in the community.

The PIT count in Maricopa and Pima County is conducted for one day in the last week of January of each year. The first graph on page four displays the combined changes in the unsheltered and sheltered PIT count numbers for Maricopa and Pima County over a three-year period. The sheltered count has decreased over the three-year period, however the unsheltered count in Maricopa and Pima has increased by 45 percent.

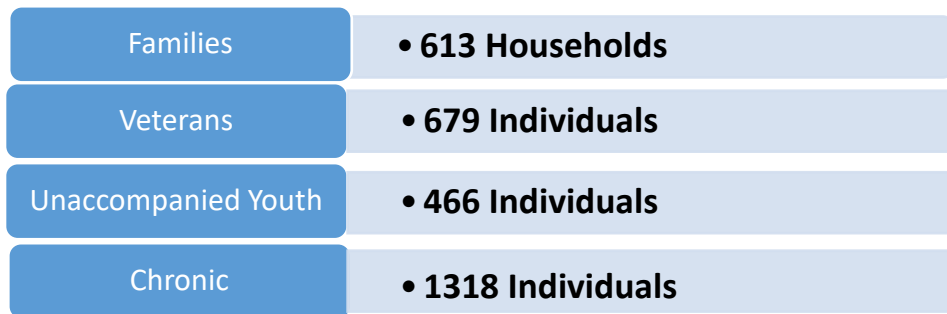


Single adults 18 years and older accounted for 74 percent of the homeless population in Maricopa and Pima Counties during the State Fiscal Year (SFY) 2019 PIT count. The adult homeless population consisted of 63 percent men and 37 percent women, while the remaining percentage consists of transgendered homeless individuals. The graph below illustrates the increase in the homeless population over a three-year period.



Other Homeless Subpopulations in 2019

The graph below lists the estimated PIT totals for the remaining homeless subpopulations in Maricopa and Pima Counties in SFY 2019. The individuals on the graph below can be represented in one or more categories.



“Best Practices” within the state and throughout the nation have shown that permanent housing supports the most rapid return to self-sufficiency and independence at the most affordable cost to the community.

Allocation of Funds

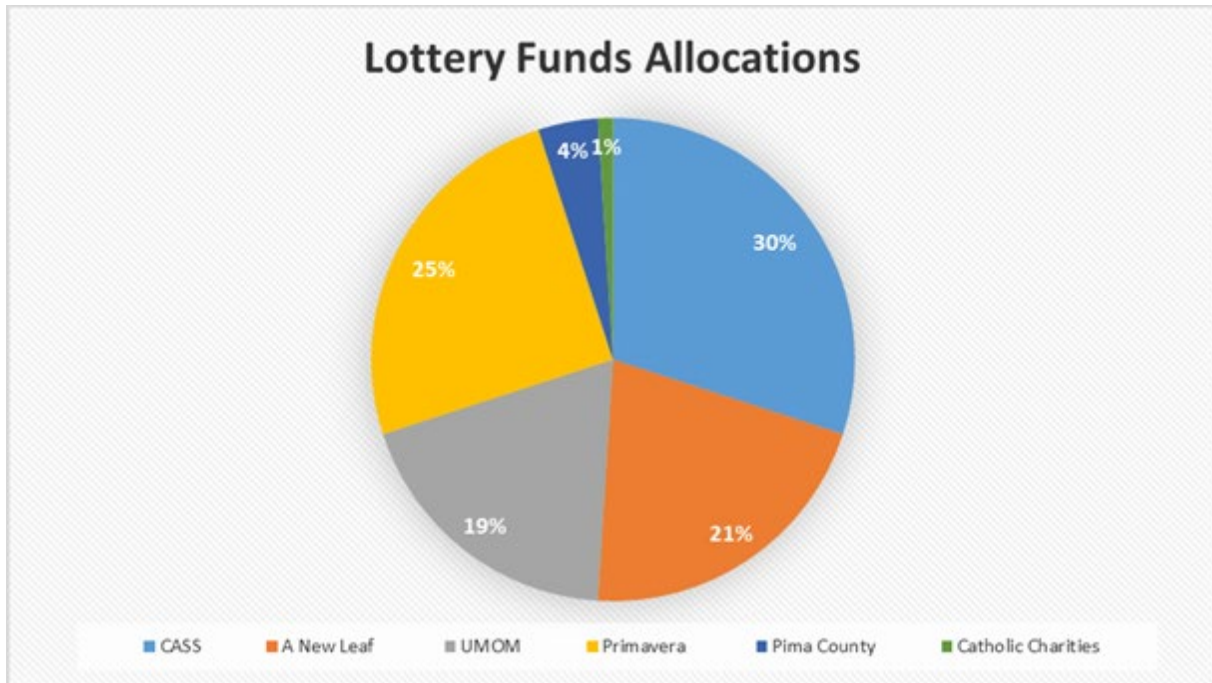
The SFY 2019 Lottery funds were utilized as part of the Coordinated Homeless Program for SFY 2019 contracts (July 1, 2018 – June 30, 2019). Appendix A is a detailed spreadsheet of the allocations by contracted provider, county, and service.

The Allocation of SFY 2019 Lottery funds was made using a combination of census data and the reported number of persons experiencing homelessness to determine where to distribute the funding. This methodology was applied to existing contracts and resulted in an allocation of 70 percent or \$705,053 to three contractors serving Maricopa County and an allocation of 30 percent or \$294,947 to three contractors serving Pima County. The graph on page six illustrates the percentage of Arizona Lottery funds allocated to each provider. Lottery funding supported a significant expansion of the Rapid Rehousing (RRH) Program into the metropolitan areas of Maricopa and Pima Counties.

Rapid Rehousing and Temporary Emergency Shelter

The RRH Programs rapidly move individuals experiencing homelessness to permanent housing with wrap-around services, including case management, job search assistance, and childcare, while helping them locate community resources to meet their needs. Results in Arizona, as well as nationally, have demonstrated that housing is the foundational intervention that moves an individual or family from homelessness to self-sufficiency. Without housing, all other intervention programs are less effective.

Temporary Emergency Shelters (TES) also play a vital role for homeless by providing immediate, short-term shelter to persons who are without shelter or a fixed place of residence. Emergency Shelter may be provided for a period of up to 120 days. The basic services for TES include immediate short-term shelter, case planning and supportive interventions. When TES and RRH are combined they can provide enhanced supportive services that may include temporary shelter, move-in assistance, transportation, childcare, and a seamless transition to permanent housing.



Conclusion

The Allocation of the SFY 2019 Lottery funds was made using a combination of census data and the reported number of persons experiencing homelessness to determine the regions to distribute the funding. Currently, funding levels are insufficient to meet the growing demand for homeless services in Maricopa and Pima Counties.

This year's Lottery report focuses on combined Maricopa and Pima County PIT data. However, the PIT count data is not intended to provide an absolute number of individuals experiencing homelessness in the community, but the PIT count can give communities indicators upon the severity of the problem.

The PIT counts conducted over a three-year period illustrate that the combined unsheltered count in Maricopa and Pima Counties has increased by an estimated 45 percent. The numbers also point out that single adult homelessness has grown by 18 percent since SFY 2017.

The services of TES and RRH will continue to be critical in serving single adults and other homeless subpopulations in temporary crisis.

Appendix A

Arizona Department of Economic Security 2019 Homeless Lottery Funds Allocation

CONTRACTOR	COUNTY	2019	Emergency Shelter	Rapid Rehousing	Homeless Prevention	Total	%
-------------------	---------------	-------------	--------------------------	------------------------	----------------------------	--------------	----------

Central AZ CASS Shelter Services	Maricopa	\$304,098	\$75,000	\$229,098	0	\$304,098	30%
A New Leaf	Maricopa	\$210,000	\$80,000	\$126,113	\$3,887	\$210,000	21%
UMOM	Maricopa	\$190,955	0	\$190,955	0	\$190,955	19%
	Maricopa County Total	\$705,053	\$155,000	\$546,166	\$3,887	\$705,053	70%

CONTRACTOR	COUNTY	2019	Emergency Shelter	Rapid Rehousing	Homeless Prevention	Total	%
-------------------	---------------	-------------	--------------------------	------------------------	----------------------------	--------------	----------

Central AZ Primavera Foundation	PIMA	\$245,000	\$160,000	\$85,000	0	\$245,000	25%
Pima County	PIMA	\$35,000	\$35,000	0	0	\$35,000	4%
Catholic Community Services	PIMA	\$14,947	0	\$14,947	0	\$14,947	1%
	Pima County Total	\$294,947	\$195,000	\$99,947	0	\$294,947	30%
	Grand Total All Counties		\$350,000	\$646,113	\$3,887	\$1,000,000	100%

Prepared by the Homeless Coordination Office
 Division of Aging and Adult Services (DAAS)
 Arizona Department of Economic Security
 1789 West Jefferson Street
 P.O. Box 6123, Mail Code 6284
 Phoenix, AZ 85007

This report and past reports can be accessed at:

<https://www.azdes.gov/appreports.aspx?category=147&menu=28>

State Homeless Coordination Office (602) 542-3019