



---

# DEPARTMENT OF ECONOMIC SECURITY

---

*Your Partner For A Stronger Arizona*

Family Assistance Administration

STATISTICAL BULLETIN

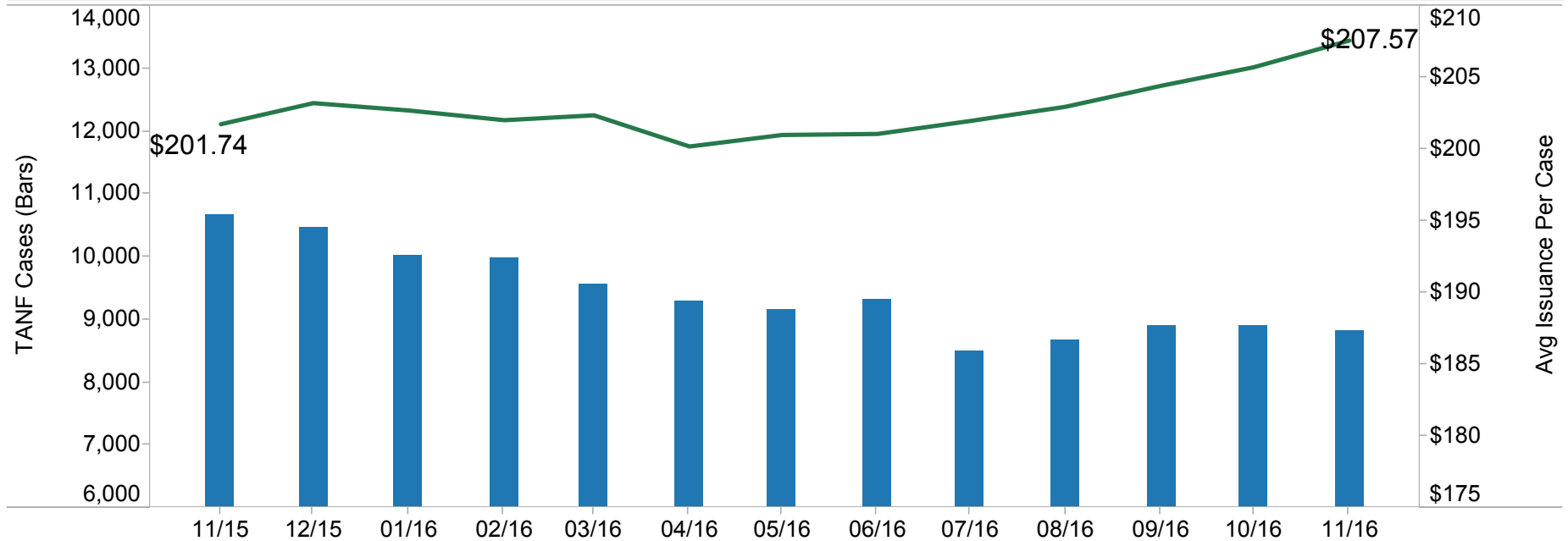
November 2016

<http://www.azdes.gov/appreports.aspx>

For questions regarding this bulletin please contact (602) 542-3678

*Alternative format available upon request.*

## TANF Summary November 2016



	Families	Persons	Adults	Children	Total Issuance	Average Issuance / Case	Average Issuance / Person	Cases vs Prior Month	Persons vs Prior Month	Issuance vs Prior Month	Cases vs Prior Year	Persons vs Prior Year	Issuance vs Prior Year
Grand Total*	8,805	19,752	4,169	15,583	\$1,827,663	\$207.57	\$92.53	(90)	(311)	(\$2,153)	(1,851)	(3,491)	(\$322,065)

\*Includes prior month totals

### Excludes

Grant Diversion totals of: 693 Cases; \$529,122

### Includes

**TANF Child Only: 3,713 Cases; 6,271 Children; \$750,462**

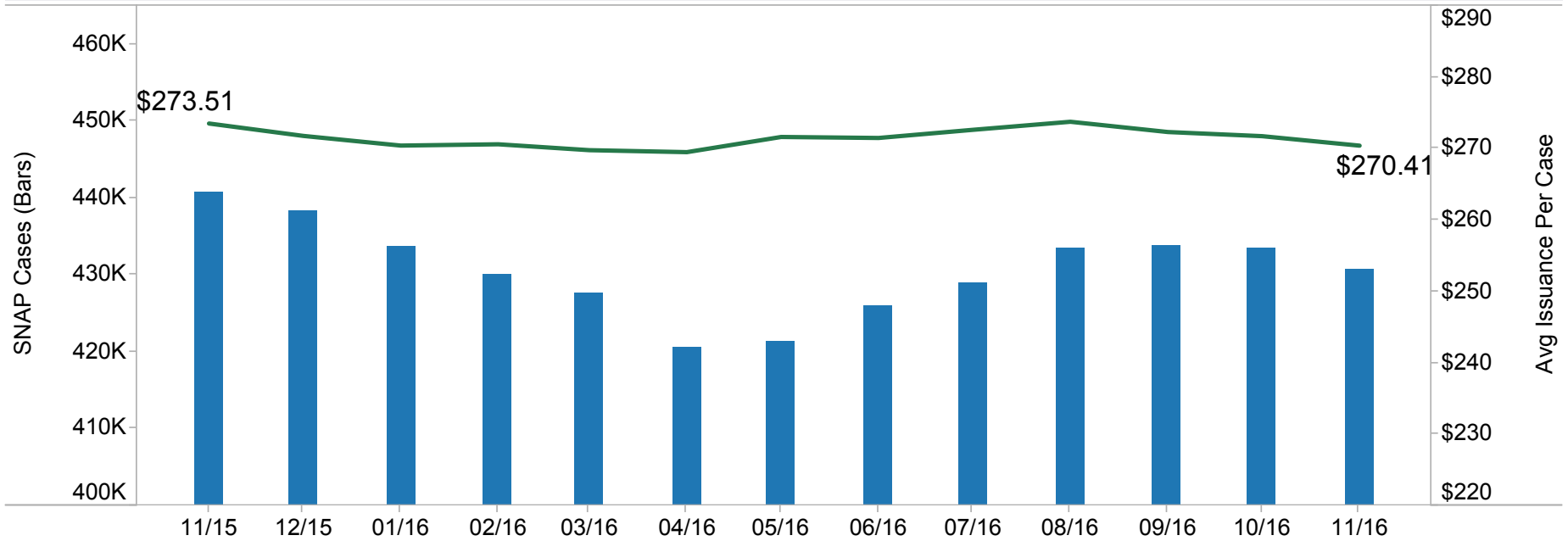
**Unemployed Two Parent Program: 230 Cases; 1,074 Recipients; \$78,731**

### Tribal

Tribal Data available EOM

Tribe	Cases	Recipients	Payments
Hopi	55	130	\$13,764.00
Pasqual Yaqui	140	410	\$43,239.00
Salt River	59	205	\$19,276.00
<b>Grand Total</b>	<b>254</b>	<b>745</b>	<b>\$76,279.00</b>

## SNAP Summary November 2016



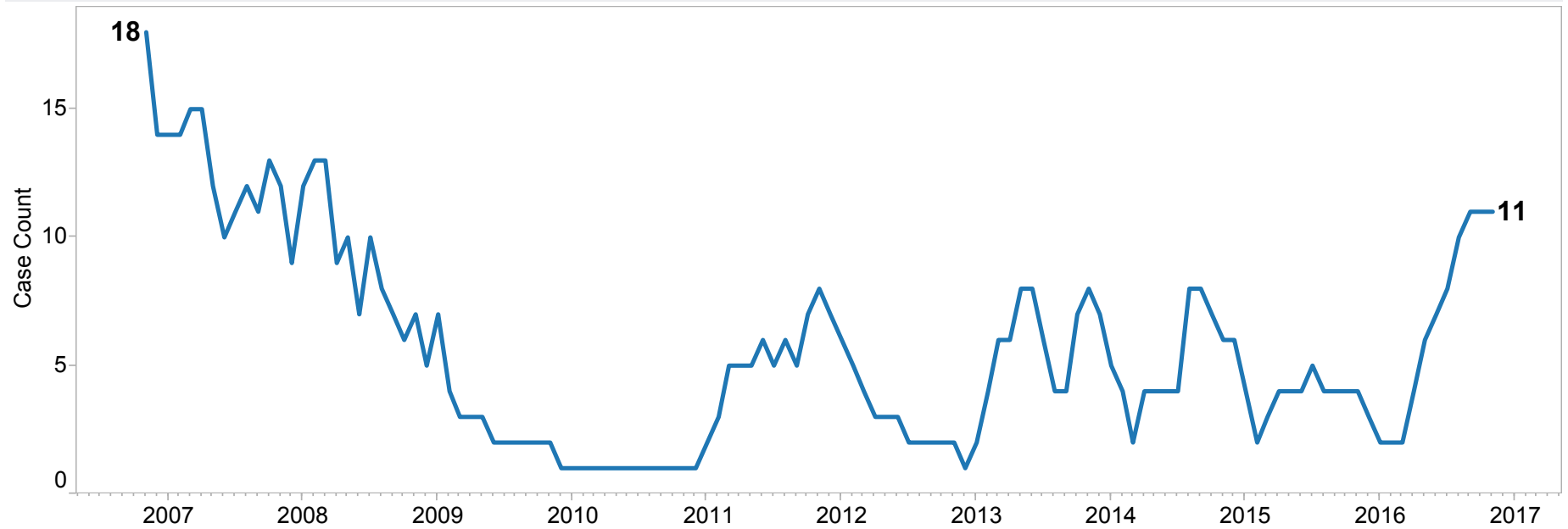
	Families	Persons	Adults	Children	Total Issuance	Average Issuance / Case	Average Issuance / Person
Grand Total*	<b>430,599</b>	<b>967,468</b>	<b>503,746</b>	<b>463,722</b>	<b>\$116,438,410</b>	<b>\$270.41</b>	<b>\$120.35</b>

	Cases vs Prior Month	Persons vs Prior Month	Issuance vs Prior Month	Cases vs Prior Year	Persons vs Prior Year	Issuance vs Prior Year
Grand Total*	<b>(2,911)</b>	<b>(7,979)</b>	<b>(\$1,363,286)</b>	<b>(10,069)</b>	<b>(28,383)</b>	<b>(\$4,089,187)</b>

\*Includes prior month totals



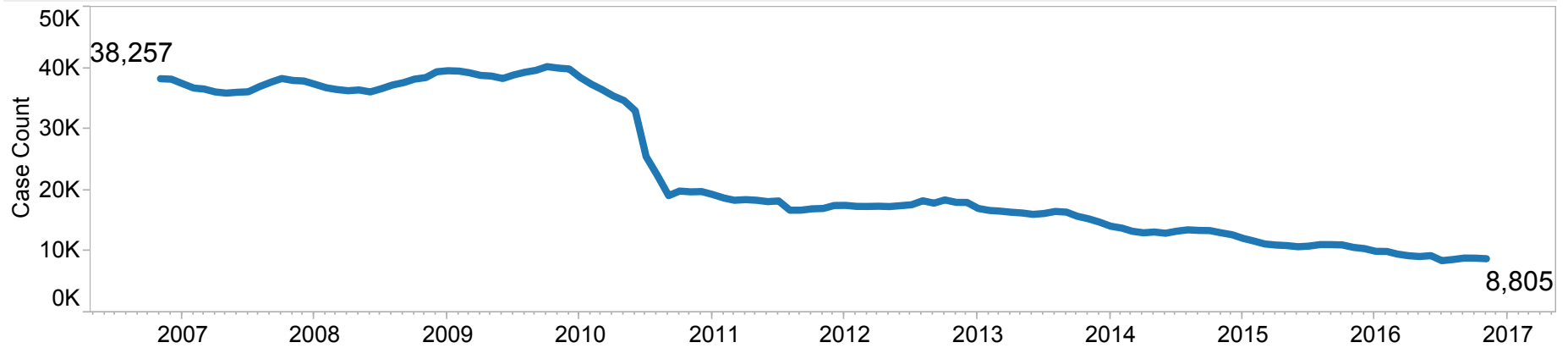
Tuberculosis Control  
(rolling 10 year view)



November 2016 TC Cases

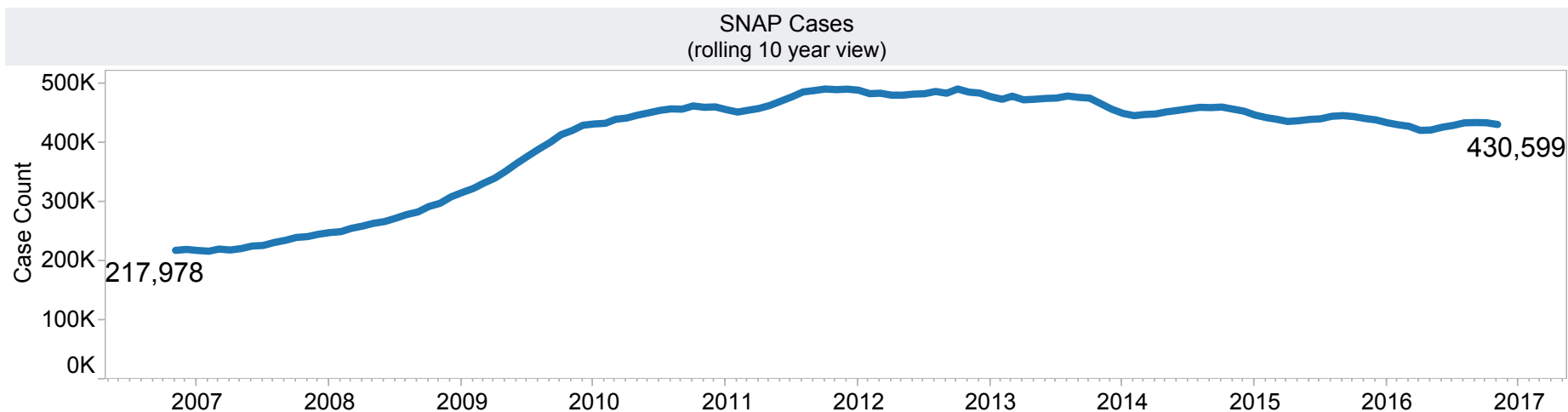
Families	Persons	Total Payments	Cases vs Prior Month	Persons vs Prior Month	Payments vs Prior Month	Cases vs Prior Year	Persons vs Prior Year	Payments vs Prior Year
11	11	\$1,516	0	0	\$198	7	7	\$1,084

TANF Cases  
(rolling 10 year view)



November 2016 TANF Detail

		Households	Persons	Adults	Children	Total Issuance	Average Issuance / Household	Average Issuance / Person
Region	Maricopa	4,966	11,566	2,551	9,015	\$1,046,595	\$210.75	\$90.49
	<b>Total</b>	<b>4,966</b>	<b>11,566</b>	<b>2,551</b>	<b>9,015</b>	<b>\$1,046,595</b>	<b>\$210.75</b>	<b>\$90.49</b>
Northern	Apache	14	26	3	23	\$2,789	\$199.21	\$107.27
	Coconino	50	118	25	93	\$10,335	\$206.70	\$87.58
	Mohave	278	564	117	447	\$51,947	\$186.86	\$92.10
	Navajo	138	260	52	208	\$26,654	\$193.14	\$102.52
	<b>Total</b>	<b>480</b>	<b>968</b>	<b>197</b>	<b>771</b>	<b>\$91,725</b>	<b>\$191.09</b>	<b>\$94.76</b>
Central	Gila	43	80	13	67	\$7,615	\$177.09	\$95.19
	La Paz	25	57	11	46	\$5,150	\$206.00	\$90.35
	Pinal	544	1,207	215	992	\$111,225	\$204.46	\$92.15
	Yavapai	170	332	48	284	\$33,888	\$199.34	\$102.07
	Yuma	230	569	123	446	\$49,381	\$214.70	\$86.79
	<b>Total</b>	<b>1,012</b>	<b>2,245</b>	<b>410</b>	<b>1,835</b>	<b>\$207,259</b>	<b>\$204.80</b>	<b>\$92.32</b>
Southern	Cochise	220	441	66	375	\$42,807	\$194.58	\$97.07
	Graham	38	75	12	63	\$7,737	\$203.61	\$103.16
	Greenlee	8	15	3	12	\$1,292	\$161.50	\$86.13
	Pima	1,995	4,241	891	3,350	\$412,334	\$206.68	\$97.23
	Santa Cruz	86	201	39	162	\$17,914	\$208.30	\$89.12
	<b>Total</b>	<b>2,347</b>	<b>4,973</b>	<b>1,011</b>	<b>3,962</b>	<b>\$482,084</b>	<b>\$205.40</b>	<b>\$96.94</b>
<b>Grand Total</b>		<b>8,805</b>	<b>19,752</b>	<b>4,169</b>	<b>15,583</b>	<b>\$1,827,663</b>	<b>\$207.57</b>	<b>\$92.53</b>



**November 2016 SNAP Detail**

		Households	Persons	Adults	Children	Total Issuance	Average Issuance / Household	Average Issuance / Person
Region	Maricopa	224,656	514,963	248,525	266,438	\$62,766,948	\$279.39	\$121.89
	<b>Total</b>	224,656	514,963	248,525	266,438	\$62,766,948	\$279.39	\$121.89
Northern	Apache	10,309	25,371	14,323	11,048	\$3,145,387	\$305.11	\$123.98
	Coconino	9,099	20,444	11,340	9,104	\$2,492,487	\$273.93	\$121.92
	Mohave	19,909	39,163	24,777	14,386	\$4,511,073	\$226.58	\$115.19
	Navajo	12,881	31,479	17,484	13,995	\$3,848,180	\$298.75	\$122.25
	<b>Total</b>	52,198	116,457	67,924	48,533	\$13,997,127	\$268.15	\$120.19
Central	Gila	5,722	12,503	7,107	5,396	\$1,563,923	\$273.32	\$125.08
	La Paz	1,852	3,654	2,164	1,490	\$431,862	\$233.19	\$118.19
	Pinal	22,765	54,573	28,407	26,166	\$6,541,012	\$287.33	\$119.86
	Yavapai	12,065	22,944	14,234	8,710	\$2,596,154	\$215.18	\$113.15
	Yuma	17,699	44,310	23,967	20,343	\$4,946,096	\$279.46	\$111.62
<b>Total</b>	60,103	137,984	75,879	62,105	\$16,079,047	\$267.52	\$116.53	
Southern	Cochise	11,429	23,741	14,105	9,636	\$2,704,821	\$236.66	\$113.93
	Graham	3,101	6,876	3,882	2,994	\$831,681	\$268.20	\$120.95
	Greenlee	459	967	554	413	\$124,545	\$271.34	\$128.80
	Pima	73,411	153,356	85,793	67,563	\$18,489,759	\$251.87	\$120.57
	Santa Cruz	5,242	13,124	7,084	6,040	\$1,444,482	\$275.56	\$110.06
<b>Total</b>	93,642	198,064	111,418	86,646	\$23,595,288	\$251.97	\$119.13	
<b>Grand Total</b>		<b>430,599</b>	<b>967,468</b>	<b>503,746</b>	<b>463,722</b>	<b>\$116,438,410</b>	<b>\$270.41</b>	<b>\$120.35</b>

## TANF Cash Assistance Grant Diversions

Month	Households Received Diversion Payment	Households Received Cash Assistance Within 180 days <sup>(1)</sup>	% Households Received Cash Assistance Within 180 days <sup>(1)</sup>
Jan-2014	664	86	13.0%
Feb-2014	599	79	13.2%
Mar-2014	568	68	12.0%
Apr-2014	709	91	12.8%
May-2014	766	76	9.9%
Jun-2014	801	92	11.5%
Jul-2014	855	88	10.3%
Aug-2014	883	79	8.9%
Sep-2014	881	71	8.1%
Oct-2014	834	61	7.3%
Nov-2014	740	61	8.2%
Dec-2014	686	61	8.9%
Jan-2015	570	63	11.1%
Feb-2015	442	47	10.6%
Mar-2015	501	56	11.2%
Apr-2015	703	74	10.5%
May-2015	724	81	11.2%
Jun-2015	754	77	10.2%
Jul-2015	850	76	8.9%
Aug-2015	934	90	9.6%
Sep-2015	910	81	8.9%
Oct-2015	810	72	8.9%
Nov-2015	683	61	8.9%
Dec-2015	687	59	8.6%
Jan-2016	601	53	8.8%
Feb-2016	521	75	14.4%
Mar-2016	563	64	11.4%
Apr-2016	729	79	10.8%
May-2016	713	71	10.0%
Jun-2016	889		
Jul-2016	891		
Aug-2016	981		
Sep-2016	880		
Oct-2016	803		
Nov-2016	693		

Note:

1. Updates are provided based on a 180-day lag