



---

# DEPARTMENT OF ECONOMIC SECURITY

---

*Your Partner For A Stronger Arizona*

Family Assistance Administration

STATISTICAL BULLETIN

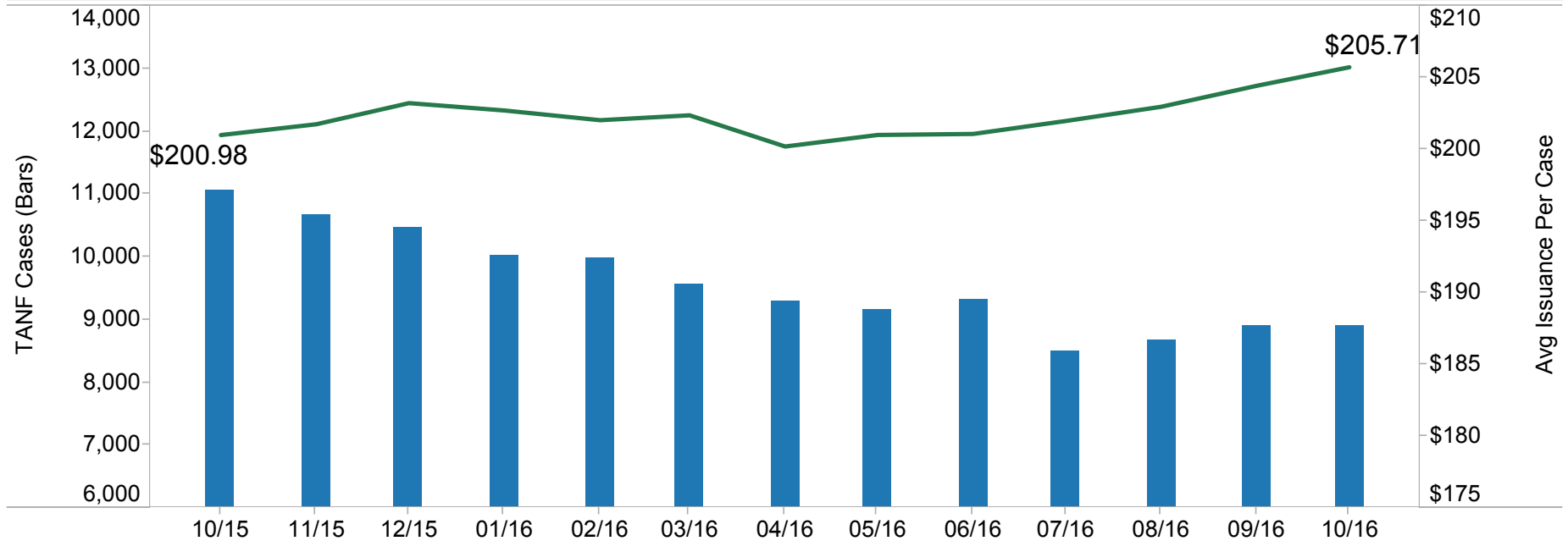
October 2016

<http://www.azdes.gov/appreports.aspx>

For questions regarding this bulletin please contact (602) 542-3678

*Alternative format available upon request.*

## TANF Summary October 2016



	Families	Persons	Adults	Children	Total Issuance	Average Issuance / Case	Average Issuance / Person	Cases vs Prior Month	Persons vs Prior Month	Issuance vs Prior Month	Cases vs Prior Year	Persons vs Prior Year	Issuance vs Prior Year
Grand Total*	8,895	20,063	4,276	15,787	\$1,829,816	\$205.71	\$91.20	(15)	(146)	\$8,419	(2,163)	(4,067)	(\$392,665)

\*Includes prior month totals

### Excludes

Grant Diversion totals of: 803 Cases; \$615,285

### Includes

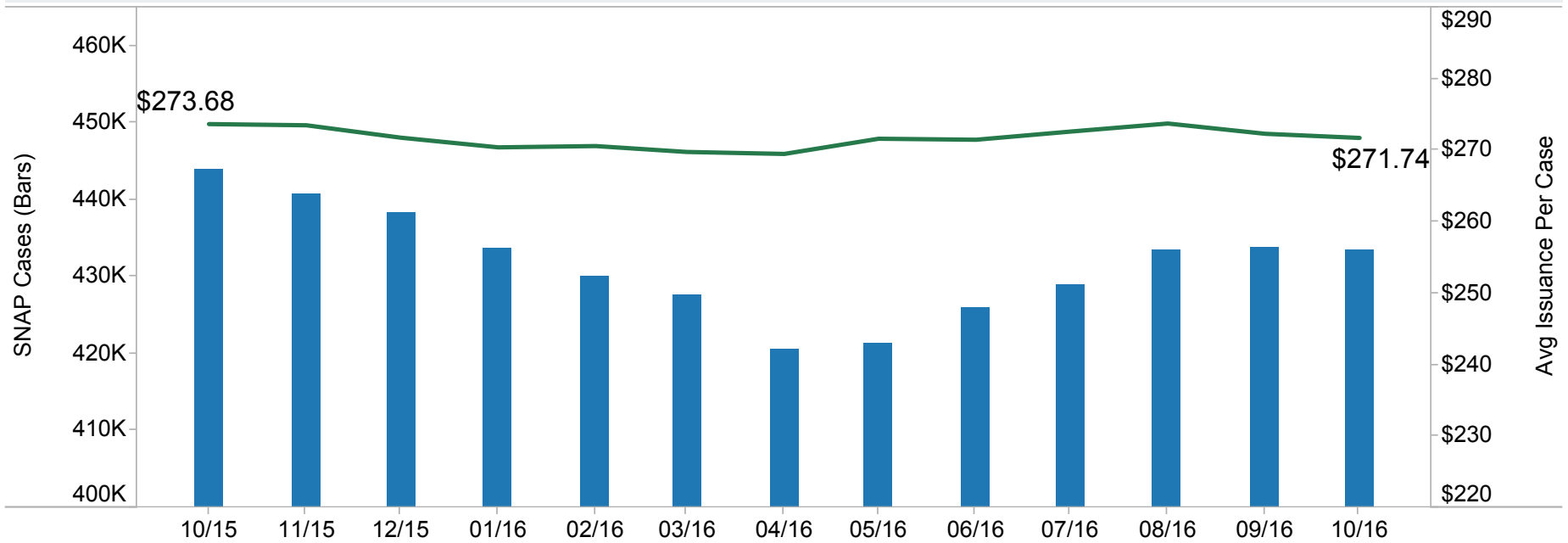
TANF Child Only: 3,677 Cases; 6,183 Children; \$738,803

Unemployed Two Parent Program: 227 Cases; 113 Recipients; \$81,447

### Tribal

Tribe	Cases	Recipients	Payments
Hopi	52	119	\$ 12,417.00
Pasqual Yaqui	141	412	\$ 42,754.00
Salt River	62	219	\$ 21,952.00
Grand Total	255	750	\$ 77,123.00

## SNAP Summary October 2016



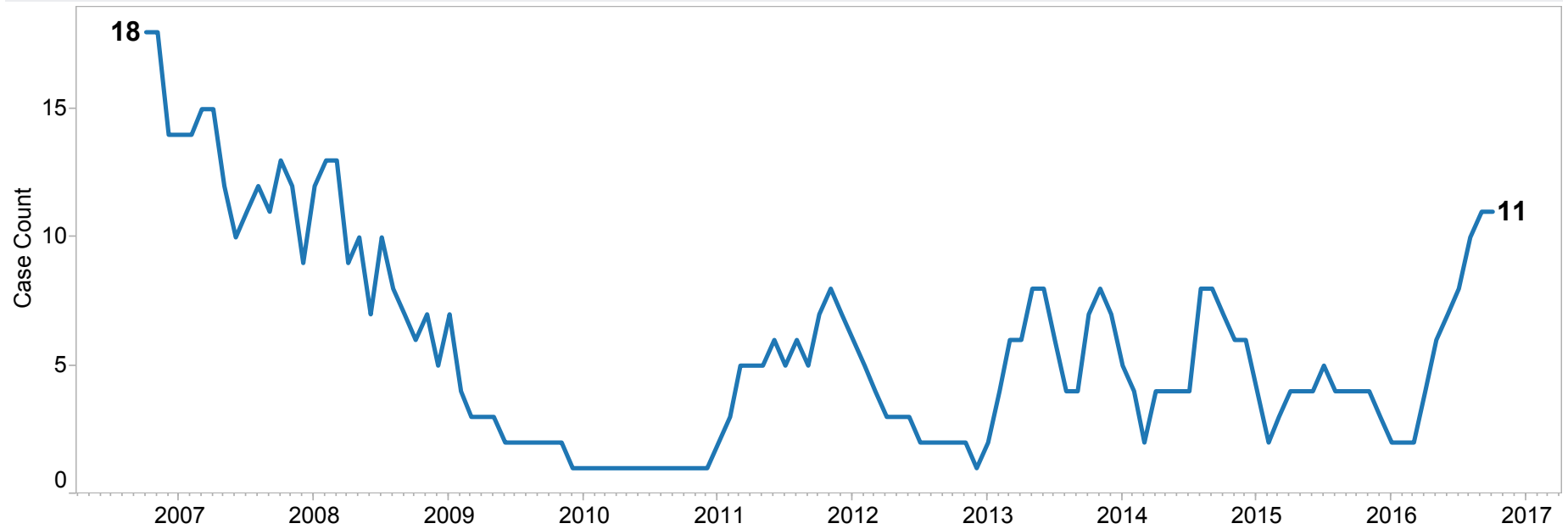
	Families	Persons	Adults	Children	Total Issuance	Average Issuance / Case	Average Issuance / Person
Grand Total*	<b>433,510</b>	<b>975,447</b>	<b>508,009</b>	<b>467,438</b>	<b>\$117,801,696</b>	<b>\$271.74</b>	<b>\$120.77</b>

	Cases vs Prior Month	Persons vs Prior Month	Issuance vs Prior Month	Cases vs Prior Year	Persons vs Prior Year	Issuance vs Prior Year
Grand Total*	<b>(312)</b>	<b>(2,986)</b>	<b>(\$336,707)</b>	<b>(10,396)</b>	<b>(28,978)</b>	<b>(\$3,685,369)</b>

\*Includes prior month totals



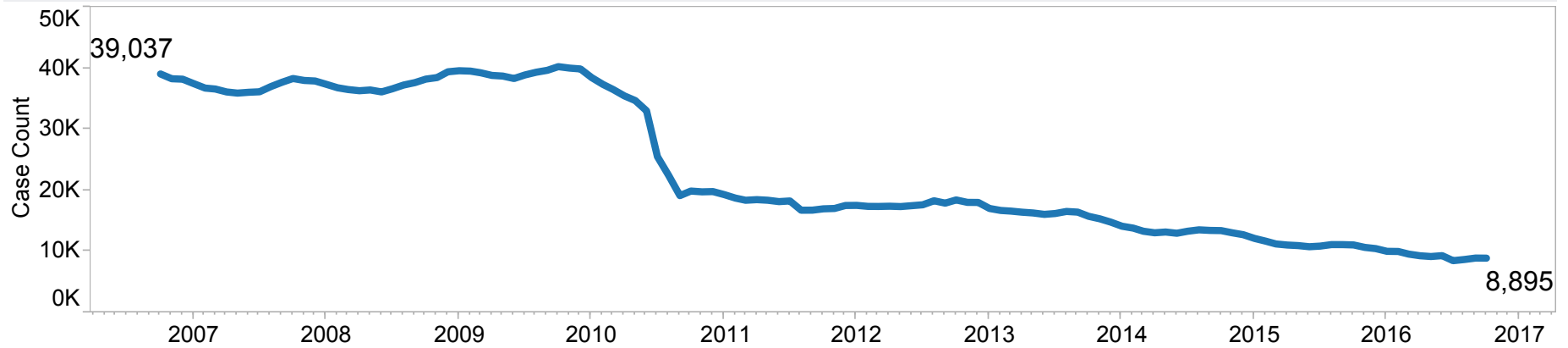
Tuberculosis Control  
(rolling 10 year view)



October 2016 TC Cases

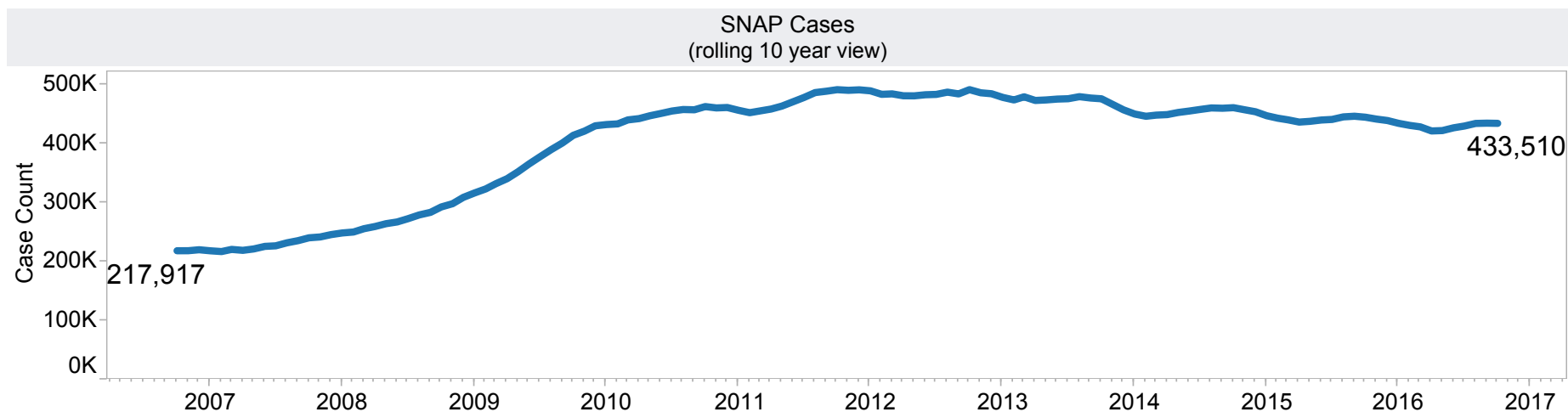
Families	Persons	Total Payments	Cases vs Prior Month	Persons vs Prior Month	Payments vs Prior Month	Cases vs Prior Year	Persons vs Prior Year	Payments vs Prior Year
11	11	\$1,318	0	0	(\$310)	7	7	\$886

TANF Cases  
(rolling 10 year view)



October 2016 TANF Detail

		Households	Persons	Adults	Children	Total Issuance	Average Issuance / Household	Average Issuance / Person
Region	Maricopa	5,072	11,831	2,599	9,232	\$1,051,875	\$207.39	\$88.91
	<b>Total</b>	<b>5,072</b>	<b>11,831</b>	<b>2,599</b>	<b>9,232</b>	<b>\$1,051,875</b>	<b>\$207.39</b>	<b>\$88.91</b>
Northern	Apache	15	28	4	24	\$2,858	\$190.53	\$102.07
	Coconino	45	100	23	77	\$9,648	\$214.40	\$96.48
	Mohave	281	554	123	431	\$51,470	\$183.17	\$92.91
	Navajo	128	234	51	183	\$24,736	\$193.25	\$105.71
	<b>Total</b>	<b>469</b>	<b>916</b>	<b>201</b>	<b>715</b>	<b>\$88,712</b>	<b>\$189.15</b>	<b>\$96.85</b>
Central	Gila	45	80	14	66	\$7,745	\$172.11	\$96.81
	La Paz	26	61	10	51	\$5,595	\$215.19	\$91.72
	Pinal	571	1,298	250	1,048	\$117,711	\$206.15	\$90.69
	Yavapai	176	344	49	295	\$33,675	\$191.34	\$97.89
	Yuma	231	564	121	443	\$49,768	\$215.45	\$88.24
	<b>Total</b>	<b>1,049</b>	<b>2,347</b>	<b>444</b>	<b>1,903</b>	<b>\$214,494</b>	<b>\$204.47</b>	<b>\$91.39</b>
Southern	Cochise	212	425	66	359	\$41,735	\$196.86	\$98.20
	Graham	42	81	14	67	\$8,113	\$193.17	\$100.16
	Greenlee	8	17	4	13	\$1,561	\$195.13	\$91.82
	Pima	1,951	4,232	902	3,330	\$405,021	\$207.60	\$95.70
	Santa Cruz	92	214	46	168	\$18,305	\$198.97	\$85.54
	<b>Total</b>	<b>2,305</b>	<b>4,969</b>	<b>1,032</b>	<b>3,937</b>	<b>\$474,735</b>	<b>\$205.96</b>	<b>\$95.54</b>
<b>Grand Total</b>		<b>8,895</b>	<b>20,063</b>	<b>4,276</b>	<b>15,787</b>	<b>\$1,829,816</b>	<b>\$205.71</b>	<b>\$91.20</b>



### October 2016 SNAP Detail

		Households	Persons	Adults	Children	Total Issuance	Average Issuance / Household	Average Issuance / Person
Region	Maricopa	226,345	519,495	250,928	268,567	\$63,508,229	\$280.58	\$122.25
	<b>Total</b>	<b>226,345</b>	<b>519,495</b>	<b>250,928</b>	<b>268,567</b>	<b>\$63,508,229</b>	<b>\$280.58</b>	<b>\$122.25</b>
Northern	Apache	10,372	25,544	14,417	11,127	\$3,169,458	\$305.58	\$124.08
	Coconino	9,152	20,719	11,433	9,286	\$2,535,425	\$277.04	\$122.37
	Mohave	19,862	39,146	24,735	14,411	\$4,507,554	\$226.94	\$115.15
	Navajo	13,044	31,891	17,703	14,188	\$3,909,801	\$299.74	\$122.60
	<b>Total</b>	<b>52,430</b>	<b>117,300</b>	<b>68,288</b>	<b>49,012</b>	<b>\$14,122,238</b>	<b>\$269.35</b>	<b>\$120.39</b>
Central	Gila	5,759	12,602	7,171	5,431	\$1,576,538	\$273.75	\$125.10
	La Paz	1,860	3,680	2,170	1,510	\$440,428	\$236.79	\$119.68
	Pinal	22,752	54,758	28,418	26,340	\$6,565,297	\$288.56	\$119.90
	Yavapai	12,210	23,092	14,392	8,700	\$2,623,942	\$214.90	\$113.63
	Yuma	17,945	45,126	24,402	20,724	\$5,074,169	\$282.76	\$112.44
<b>Total</b>	<b>60,526</b>	<b>139,258</b>	<b>76,553</b>	<b>62,705</b>	<b>\$16,280,374</b>	<b>\$268.98</b>	<b>\$116.91</b>	
Southern	Cochise	11,524	24,006	14,217	9,789	\$2,755,929	\$239.15	\$114.80
	Graham	3,141	6,995	3,953	3,042	\$844,631	\$268.91	\$120.75
	Greenlee	439	911	530	381	\$116,733	\$265.91	\$128.14
	Pima	73,874	154,343	86,463	67,880	\$18,711,763	\$253.29	\$121.23
	Santa Cruz	5,231	13,139	7,077	6,062	\$1,461,799	\$279.45	\$111.26
<b>Total</b>	<b>94,209</b>	<b>199,394</b>	<b>112,240</b>	<b>87,154</b>	<b>\$23,890,855</b>	<b>\$253.59</b>	<b>\$119.82</b>	
<b>Grand Total</b>		<b>433,510</b>	<b>975,447</b>	<b>508,009</b>	<b>467,438</b>	<b>\$117,801,696</b>	<b>\$271.74</b>	<b>\$120.77</b>

## TANF Cash Assistance Grant Diversions

Month	Households Received Diversion Payment	Households Received Cash Assistance Within 180 days <sup>(1)</sup>	% Households Received Cash Assistance Within 180 days <sup>(1)</sup>
Jan-2014	664	86	13.0%
Feb-2014	599	79	13.2%
Mar-2014	568	68	12.0%
Apr-2014	709	91	12.8%
May-2014	766	76	9.9%
Jun-2014	801	92	11.5%
Jul-2014	855	88	10.3%
Aug-2014	883	79	8.9%
Sep-2014	881	71	8.1%
Oct-2014	834	61	7.3%
Nov-2014	740	61	8.2%
Dec-2014	686	61	8.9%
Jan-2015	570	63	11.1%
Feb-2015	442	47	10.6%
Mar-2015	501	56	11.2%
Apr-2015	703	74	10.5%
May-2015	724	81	11.2%
Jun-2015	754	77	10.2%
Jul-2015	850	76	8.9%
Aug-2015	934	90	9.6%
Sep-2015	910	81	8.9%
Oct-2015	810	72	8.9%
Nov-2015	683	61	8.9%
Dec-2015	687	59	8.6%
Jan-2016	601	53	8.8%
Feb-2016	521	75	14.4%
Mar-2016	563	64	11.4%
Apr-2016	729	79	10.8%
May-2016	713		
Jun-2016	889		
Jul-2016	891		
Aug-2016	981		
Sep-2016	880		
Oct-2016	803		

Note:

1. Updates are provided based on a 180-day lag