



---

# DEPARTMENT OF ECONOMIC SECURITY

---

*Your Partner For A Stronger Arizona*

Family Assistance Administration

STATISTICAL BULLETIN

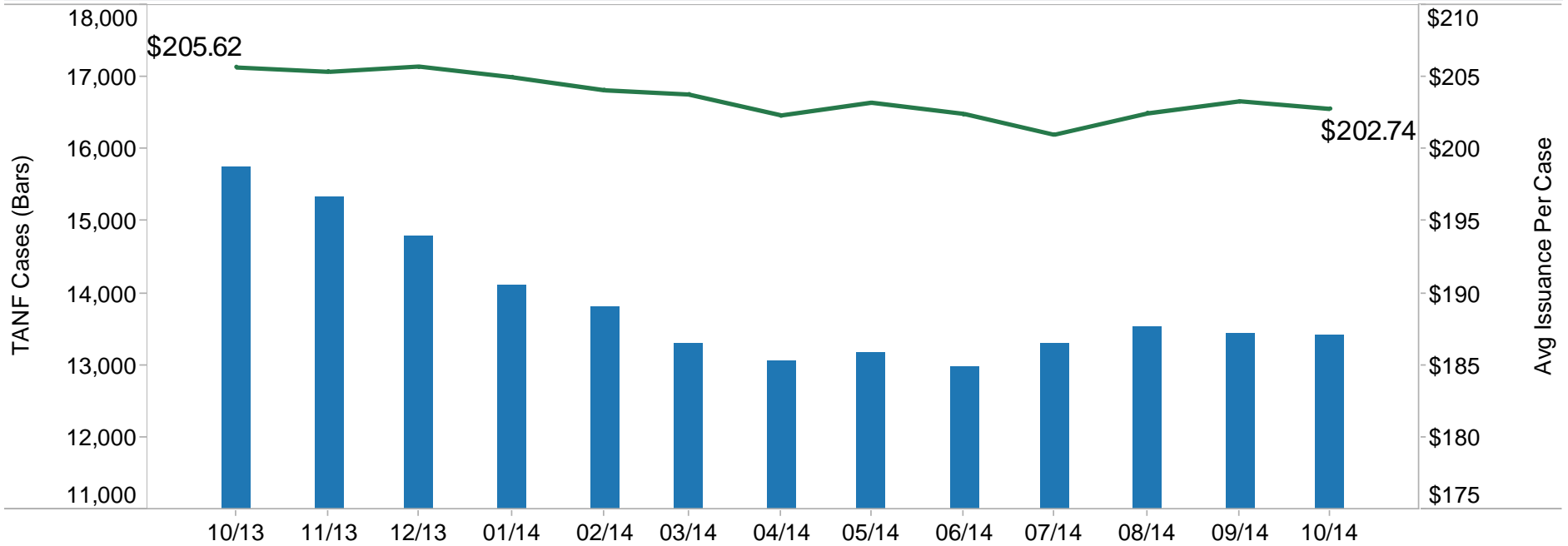
October 2014

<http://www.azdes.gov/appreports.aspx>

For questions regarding this bulletin please contact (602) 542-3678

*Alternative format available upon request.*

## TANF Summary October 2014

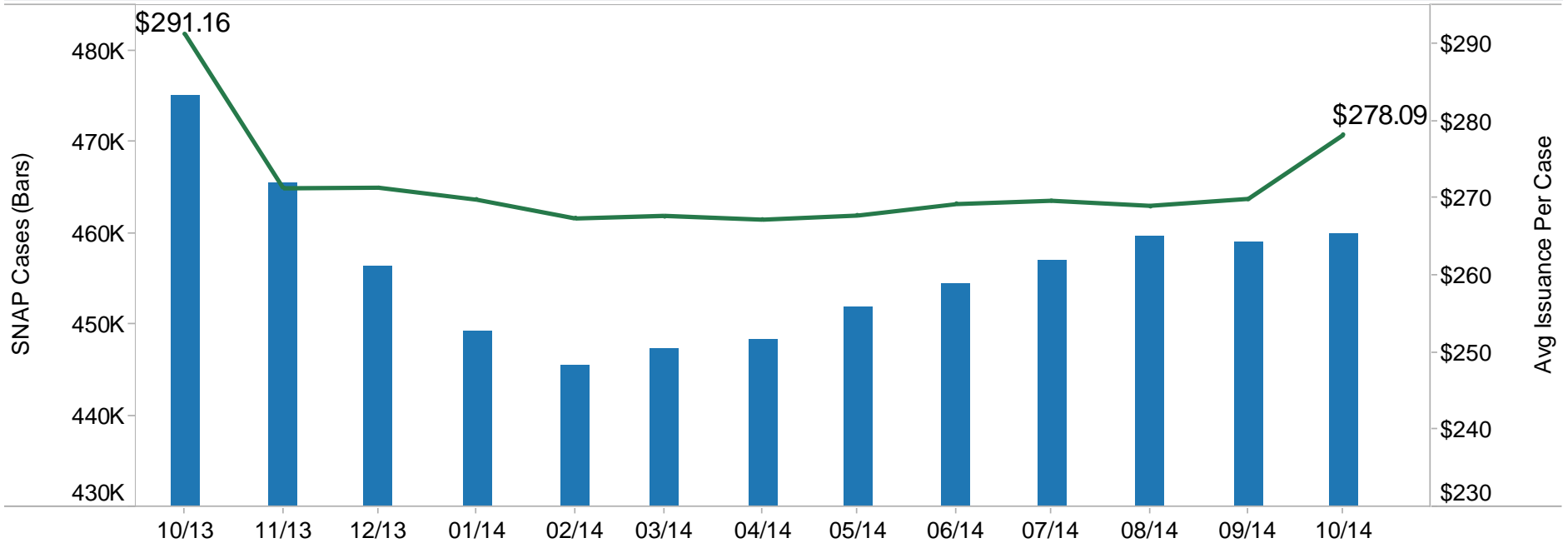


	Families	Persons	Adults	Children	Total Issuance	Average Issuance / Case	Average Issuance / Person	Cases vs Prior Month	Persons vs Prior Month	Issuance vs Prior Month	Cases vs Prior Year	Persons vs Prior Year	Issuance vs Prior Year
<b>Grand Total*</b>	<b>13,406</b>	<b>30,103</b>	<b>7,552</b>	<b>22,551</b>	<b>\$2,717,945</b>	<b>\$202.74</b>	<b>\$90.29</b>	<b>(28)</b>	<b>(120)</b>	<b>(\$12,848)</b>	<b>(2,339)</b>	<b>(5,664)</b>	<b>(\$519,608)</b>

\*Includes prior month totals

Excludes	Includes	Tribal			
		Cases	Recipients	Payments	
Grant Diversion totals of: 833 Cases; \$638,993	TANF Child Only: 4,392 Cases; 6,833 Children; \$851,977  Unemployed Two Parent Program: 321 Cases; 1,292 Recipients; \$98,351	Hopi	56	152	\$13,216
		Pasqua/Yaqui	153	467	\$51,285
		Salt River	69	224	\$24,105
		San Carlos	316	632	\$78,160
		<b>Grand Total</b>	<b>594</b>	<b>1,475</b>	<b>\$166,766</b>

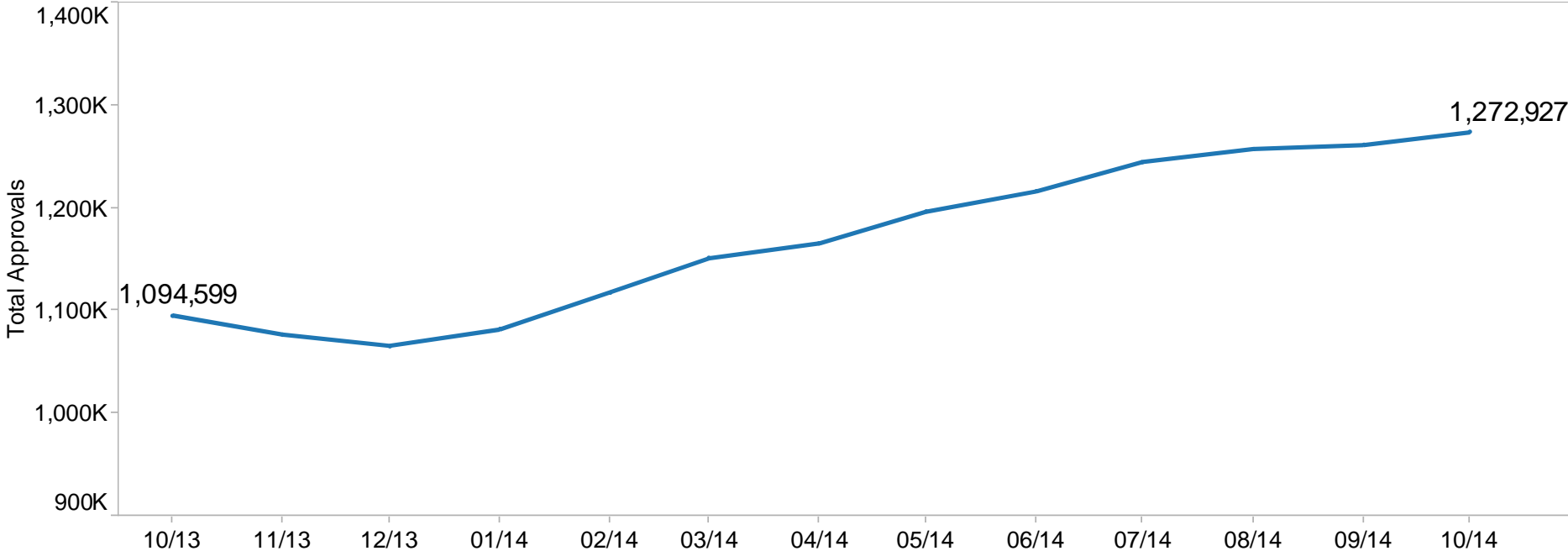
## SNAP Summary October 2014



	Families	Persons	Adults	Children	Total Issuance	Average Issuance / Case	Average Issuance / Person
Grand Total*	<b>460,008</b>	<b>1,057,306</b>	<b>542,903</b>	<b>514,403</b>	<b>\$127,922,459</b>	<b>\$278.09</b>	<b>\$120.99</b>
	Cases vs Prior Month	Persons vs Prior Month	Issuance vs Prior Month	Cases vs Prior Year	Persons vs Prior Year	Issuance vs Prior Year	
Grand Total*	<b>942</b>	<b>1,468</b>	<b>\$4,065,890</b>	<b>(15,055)</b>	<b>(52,482)</b>	<b>(\$10,395,218)</b>	

\*Includes prior month totals

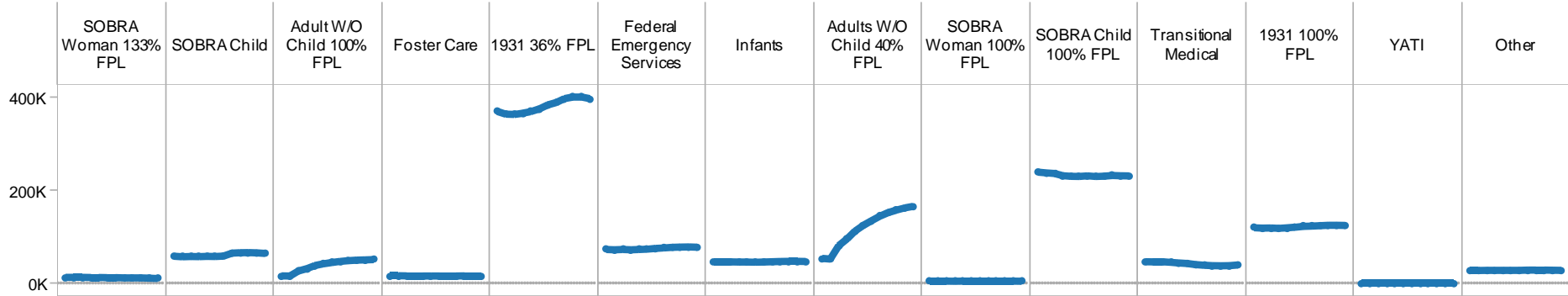
## Medical Summary October 2014



	SOBRA Woman 133% FPL	SOBRA Child	Adult W/O Child 100% FPL	Foster Care	1931 36% FPL	Federal Emergency Services	Infants	Adults W/O Child 40% FPL	SOBRA Woman 100% FPL	SOBRA Child 100% FPL	Trans Medical	1931 100% FPL	YATI	Other	Type Totals
Grand Total*	10,910	64,427	52,803	15,998	400,744	77,636	46,795	169,571	4,662	233,751	39,526	127,245	365	28,494	1,272,927

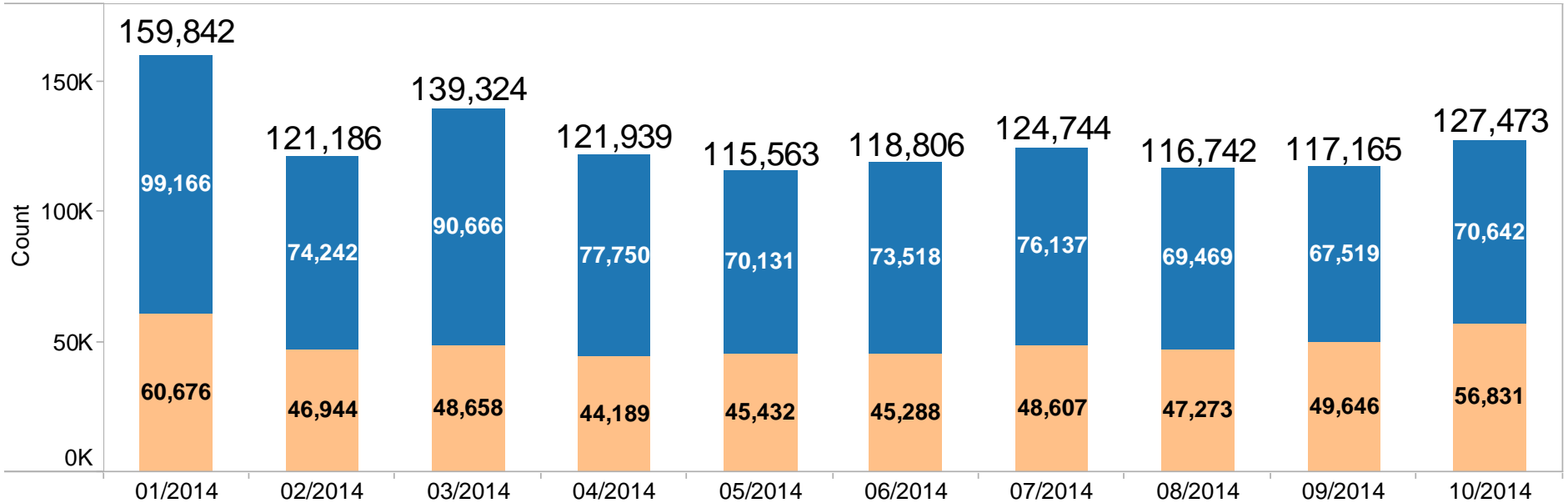
\*Includes prior month totals

### 1 Year Sparkline Trend

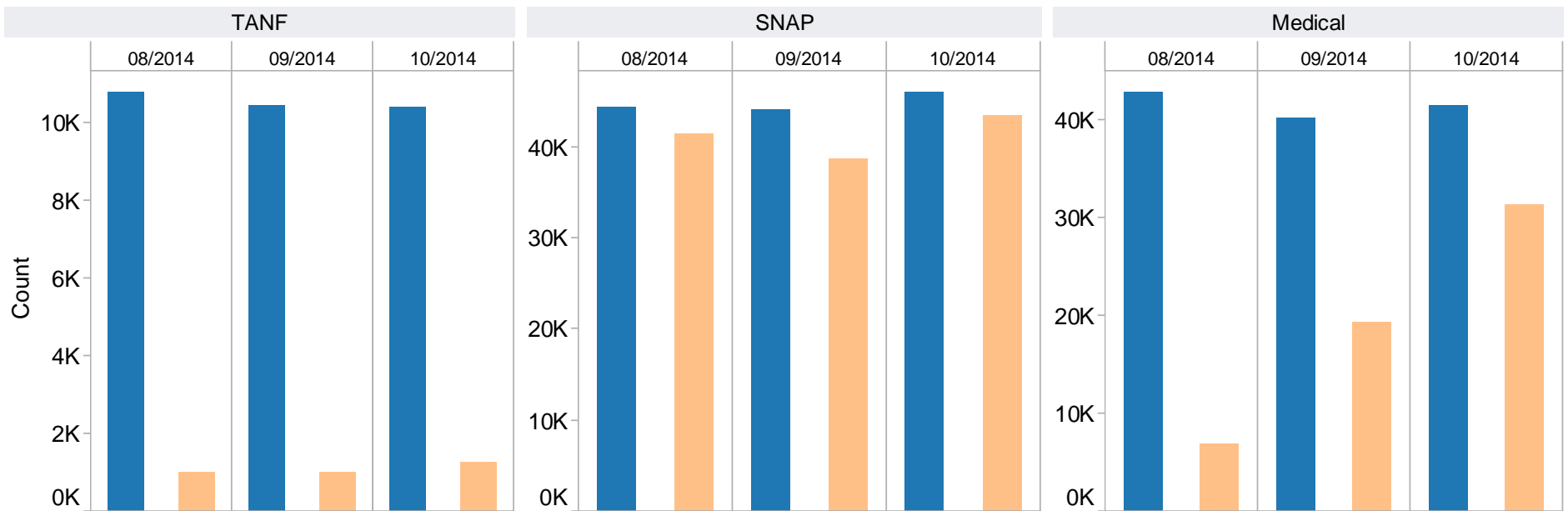


### Total Applications

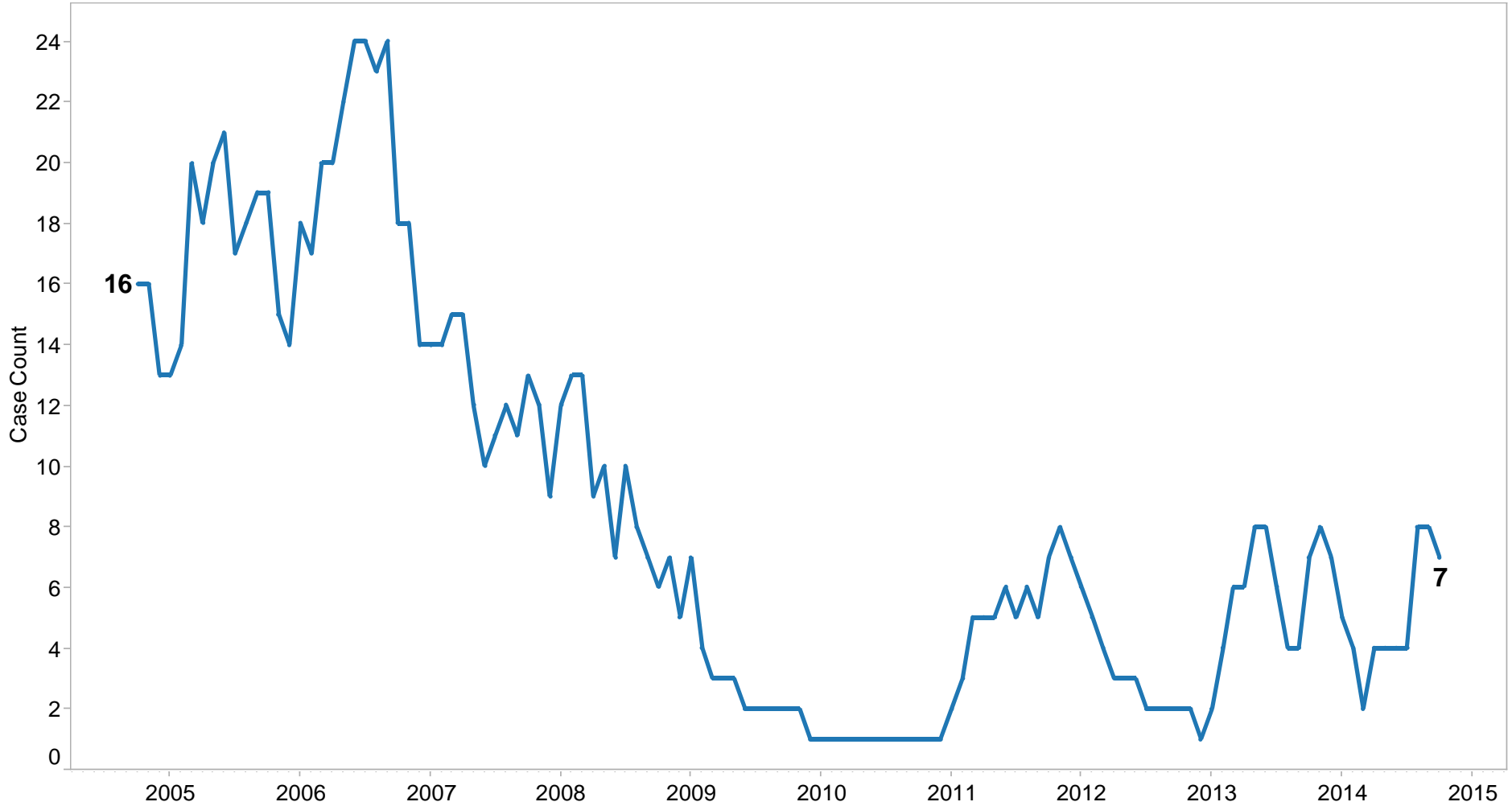
Dark Blue - Initial applications, includes applicants applying for the first time or had a break in benefits  
 Light Orange - Renewal applications, includes all applications for a renewal of continuous benefits



### Applications by Program



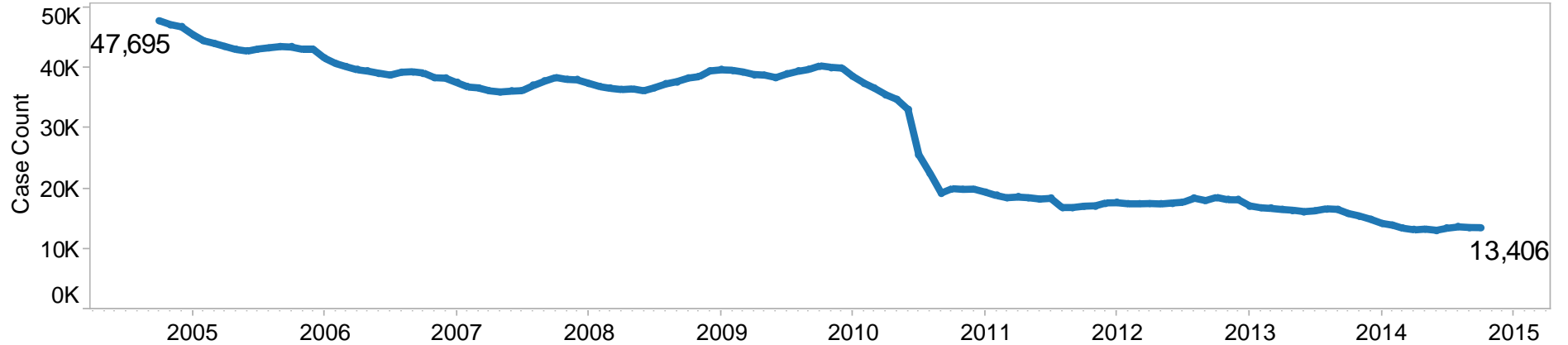
Tuberculosis Control  
(rolling 10 year view)



October 2014 TB Cases

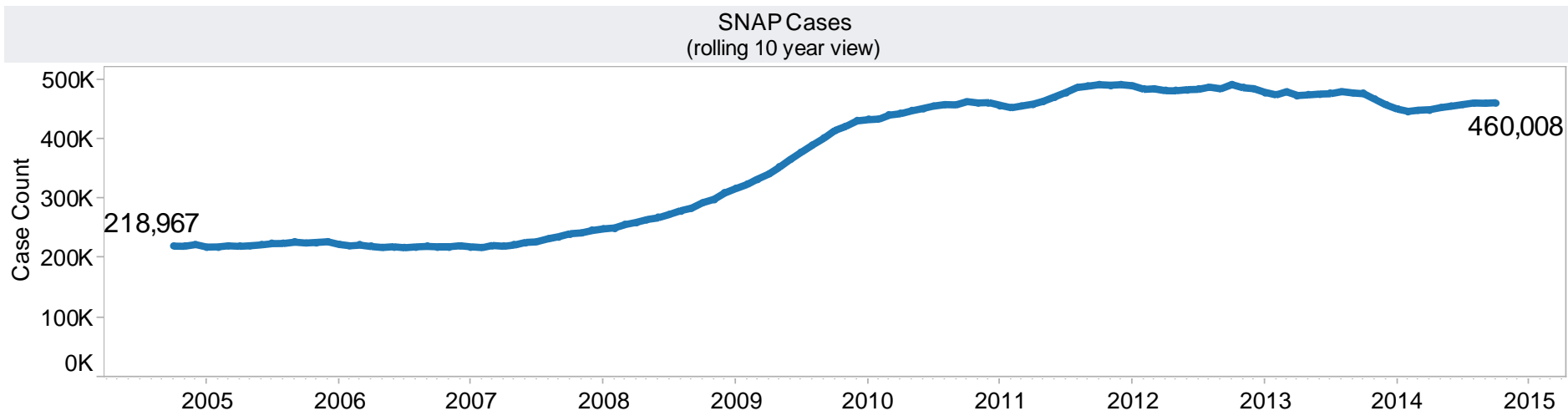
Families	Persons	Total Payments	Cases vs Prior Month	Persons vs Prior Month	Payments vs Prior Month	Cases vs Prior Year	Persons vs Prior Year	Payments vs Prior Year
7	7	\$756	(1)	(1)	(\$186)	0	0	(\$131)

TANF Cases  
(rolling 10 year view)



October 2014 TANF Detail

		Households	Persons	Adults	Children	Total Issuance	Average Issuance / Household	Average Issuance / Person
Region	Maricopa	8,080	18,740	4,682	14,058	\$1,642,701	\$203.30	\$87.66
	<b>Total</b>	8,080	18,740	4,682	14,058	\$1,642,701	\$203.30	\$87.66
Northem	Apache	24	61	21	40	\$4,926	\$205.25	\$80.75
	Coconino	36	77	18	59	\$5,830	\$161.94	\$75.71
	Mohave	379	755	187	568	\$70,834	\$186.90	\$93.82
	Navajo	151	319	82	237	\$29,352	\$194.38	\$92.01
	<b>Total</b>	590	1,212	308	904	\$110,942	\$188.04	\$91.54
Central	Gila	305	627	199	428	\$67,430	\$221.08	\$107.54
	La Paz	53	107	28	79	\$9,211	\$173.79	\$86.08
	Pinal	751	1,678	396	1,282	\$150,553	\$200.47	\$89.72
	Yavapai	214	438	92	346	\$40,522	\$189.36	\$92.52
	<b>Total</b>	1,685	3,743	954	2,789	\$343,364	\$203.78	\$91.73
Southem	Cochise	356	707	162	545	\$69,438	\$195.05	\$98.21
	Graham	174	342	106	236	\$40,057	\$230.21	\$117.13
	Greenlee	12	28	7	21	\$2,817	\$234.75	\$100.61
	Pima	2,368	5,009	1,253	3,756	\$480,805	\$203.04	\$95.99
	<b>Total</b>	3,051	6,408	1,608	4,800	\$620,938	\$203.52	\$96.90
<b>Grand Total</b>	<b>13,406</b>	<b>30,103</b>	<b>7,552</b>	<b>22,551</b>	<b>\$2,717,945</b>	<b>\$202.74</b>	<b>\$90.29</b>	

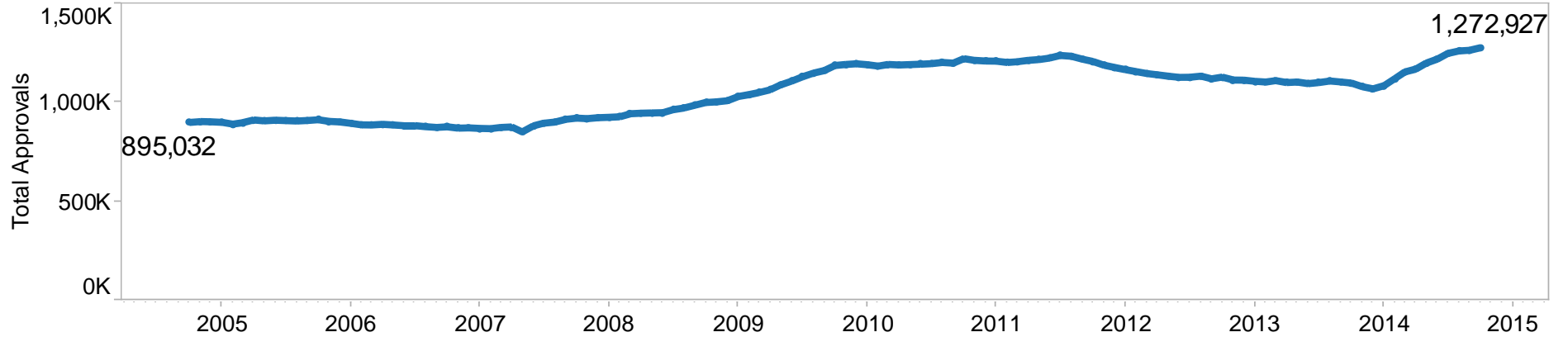


**October 2014 SNAP Detail**

		Households	Persons	Adults	Children	Total Issuance	Average Issuance / Household	Average Issuance / Person
Region	Maricopa	246,938	575,151	274,816	300,335	\$70,510,005	\$285.54	\$122.59
	<b>Total</b>	246,938	575,151	274,816	300,335	\$70,510,005	\$285.54	\$122.59
Northern	Apache	10,225	26,497	14,761	11,736	\$3,254,971	\$318.33	\$122.84
	Coconino	8,762	20,951	11,242	9,709	\$2,506,755	\$286.09	\$119.65
	Mohave	20,389	41,904	25,674	16,230	\$4,879,610	\$239.33	\$116.45
	Navajo	13,313	33,387	18,473	14,914	\$4,044,394	\$303.79	\$121.14
	<b>Total</b>	52,689	122,739	70,150	52,589	\$14,685,730	\$278.72	\$119.65
	Central	Gila	5,647	12,621	7,140	5,481	\$1,562,841	\$276.76
La Paz		1,988	4,036	2,328	1,708	\$495,703	\$249.35	\$122.82
Pinal		22,460	56,329	28,695	27,634	\$6,702,292	\$298.41	\$118.98
Yavapai		13,271	26,218	15,950	10,268	\$2,954,889	\$222.66	\$112.70
Yuma		17,870	46,763	24,911	21,852	\$5,241,569	\$293.32	\$112.09
<b>Total</b>		61,236	145,967	79,024	66,943	\$16,957,294	\$276.92	\$116.17
Southern	Cochise	11,444	24,548	14,250	10,298	\$2,815,630	\$246.04	\$114.70
	Graham	3,025	6,968	3,785	3,183	\$845,442	\$279.48	\$121.33
	Greenlee	435	972	546	426	\$118,987	\$273.53	\$122.41
	Pima	79,140	167,803	93,386	74,417	\$20,513,171	\$259.20	\$122.25
	Santa Cruz	5,101	13,158	6,946	6,212	\$1,476,200	\$289.39	\$112.19
	<b>Total</b>	99,145	213,449	118,913	94,536	\$25,769,430	\$259.92	\$120.73
<b>Grand Total</b>		<b>460,008</b>	<b>1,057,306</b>	<b>542,903</b>	<b>514,403</b>	<b>\$127,922,459</b>	<b>\$278.09</b>	<b>\$120.99</b>



Medical Approvals  
(rolling 10 year view)



October 2014 Medical Detail

		SOBRA Woman 133% FPL	SOBRA Child	Adult W/O Child 100% FPL	Foster Care	1931 36% FPL	Federal Emergency Services	Infants	Adults W/O Child 40% FPL	SOBRA Woman 100% FPL	SOBRA Child 100% FPL	Trans Medical	1931 100% FPL	YATI	Other	Grand Total
R	Maricopa	6,411	38,064	26,254	9,396	225,238	63,617	28,349	86,284	2,605	142,864	21,662	67,584	199	14,660	<b>733,187</b>
	Total	6,411	38,064	26,254	9,396	225,238	63,617	28,349	86,284	2,605	142,864	21,662	67,584	199	14,660	<b>733,187</b>
N	Apache	156	1,042	853	38	12,210	89	801	6,170	65	3,534	685	2,334		438	<b>28,415</b>
	Coconino	243	988	1,106	130	8,897	478	989	4,225	94	4,206	836	2,611	3	428	<b>25,234</b>
	Mohave	356	2,070	2,603	364	13,177	390	1,252	8,040	164	7,608	1,652	5,108	14	1,656	<b>44,454</b>
	Navajo	234	1,547	1,285	175	14,093	206	1,193	6,708	132	5,286	1,191	3,659	4	556	<b>36,269</b>
	Total	989	5,647	5,847	707	48,377	1,163	4,235	25,143	455	20,634	4,364	13,712	21	3,078	<b>134,372</b>
C	Gila	91	543	556	136	5,050	147	506	2,345	42	1,937	362	1,280	1	334	<b>13,330</b>
	La Paz	31	229	203	24	1,421	123	164	712	10	684	156	404	1	187	<b>4,349</b>
	Pinal	529	3,790	2,307	748	23,471	1,455	2,293	8,275	239	10,947	1,984	6,744	24	1,339	<b>64,145</b>
	Yavapai	413	1,550	2,111	537	7,761	1,123	1,227	4,649	142	5,649	1,329	3,739	24	1,155	<b>31,409</b>
	Yuma	526	2,578	3,116	289	16,149	1,290	1,834	5,941	233	9,744	2,075	7,236	4	1,592	<b>52,607</b>
	Total	1,590	8,690	8,293	1,734	53,852	4,138	6,024	21,922	666	28,961	5,906	19,403	54	4,607	<b>165,840</b>
S	Cochise	245	1,097	1,479	291	8,353	453	865	3,674	98	4,078	863	2,984	9	918	<b>25,407</b>
	Graham	78	420	340	125	2,958	41	350	1,136	45	1,196	184	821	4	156	<b>7,854</b>
	Greenlee	12	35	58	14	511	2	54	185	2	117	14	88		34	<b>1,126</b>
	Pima	1,500	9,800	9,600	3,678	57,055	7,798	6,512	29,754	742	33,076	6,023	20,622	78	4,497	<b>190,735</b>
	Santa Cruz	85	674	932	53	4,400	424	406	1,473	49	2,825	510	2,031		544	<b>14,406</b>
	Total	1,920	12,026	12,409	4,161	73,277	8,718	8,187	36,222	936	41,292	7,594	26,546	91	6,149	<b>239,528</b>
	<b>Grand Total</b>	<b>10,910</b>	<b>64,427</b>	<b>52,803</b>	<b>15,998</b>	<b>400,744</b>	<b>77,636</b>	<b>46,795</b>	<b>169,571</b>	<b>4,662</b>	<b>233,751</b>	<b>39,526</b>	<b>127,245</b>	<b>365</b>	<b>28,494</b>	<b>1,272,927</b>