



DEPARTMENT OF ECONOMIC SECURITY

Your Partner For A Stronger Arizona

Family Assistance Administration

STATISTICAL BULLETIN

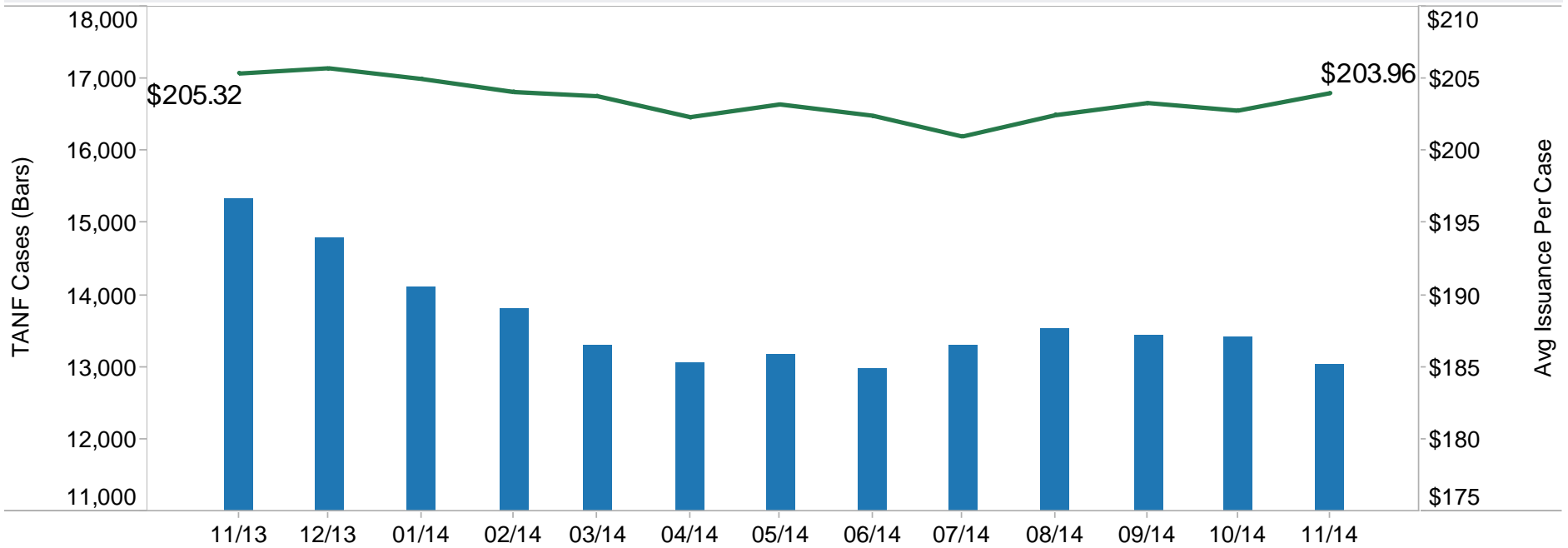
November 2014

<http://www.azdes.gov/appreports.aspx>

For questions regarding this bulletin please contact (602) 542-3678

Alternative format available upon request.

TANF Summary November 2014

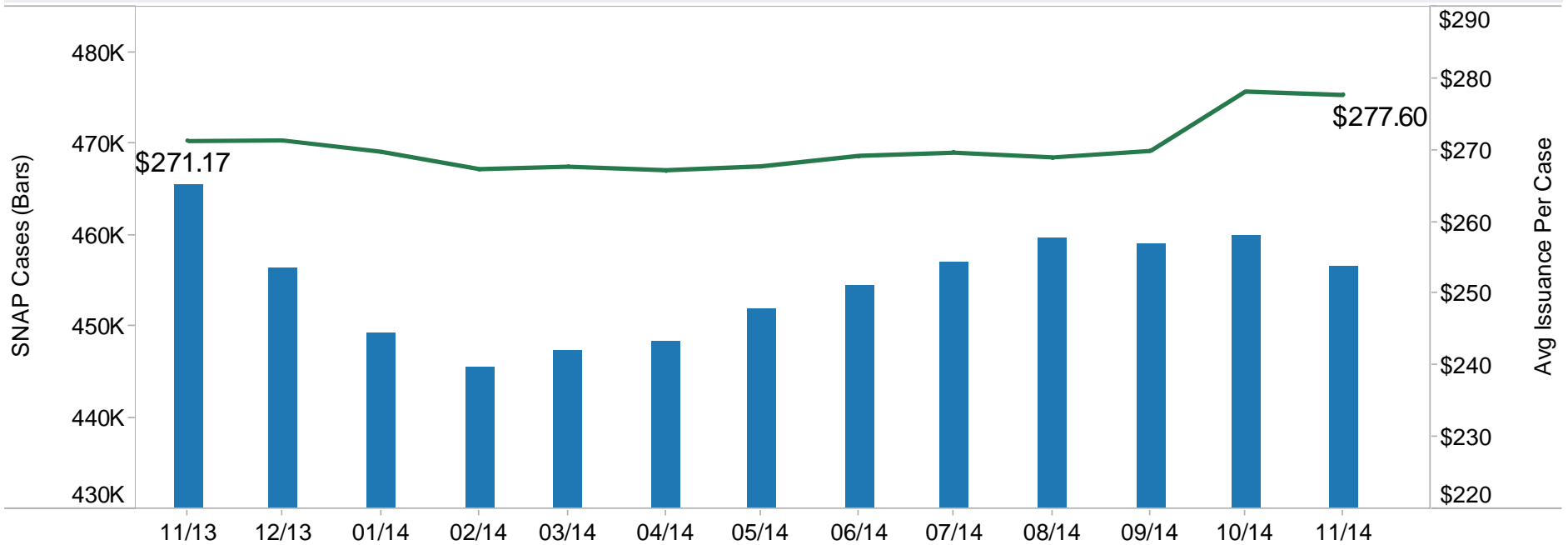


	Families	Persons	Adults	Children	Total Issuance	Average Issuance / Case	Average Issuance / Person	Cases vs Prior Month	Persons vs Prior Month	Issuance vs Prior Month	Cases vs Prior Year	Persons vs Prior Year	Issuance vs Prior Year
Grand Total*	13,041	29,232	7,205	22,027	\$2,659,830	\$203.96	\$90.99	(365)	(871)	(\$58,115)	(2,290)	(5,334)	(\$487,874)

*Includes prior month totals

Excludes	Includes	Tribal			
		Cases	Recipients	Payments	
Grant Diversion totals of: 739 Cases; \$571,537	TANF Child Only: 4,369 Cases; 6,798 Children; \$851,138 Unemployed Two Parent Program: 283 Cases; 1,152 Recipients; \$85,144	Hopi	60	156	\$13,537
		Pasqua/Yaqui	152	464	\$49,710
		Salt River	65	216	\$21,195
		San Carlos	306	618	\$76,672
		Grand Total	583	1,454	\$161,114

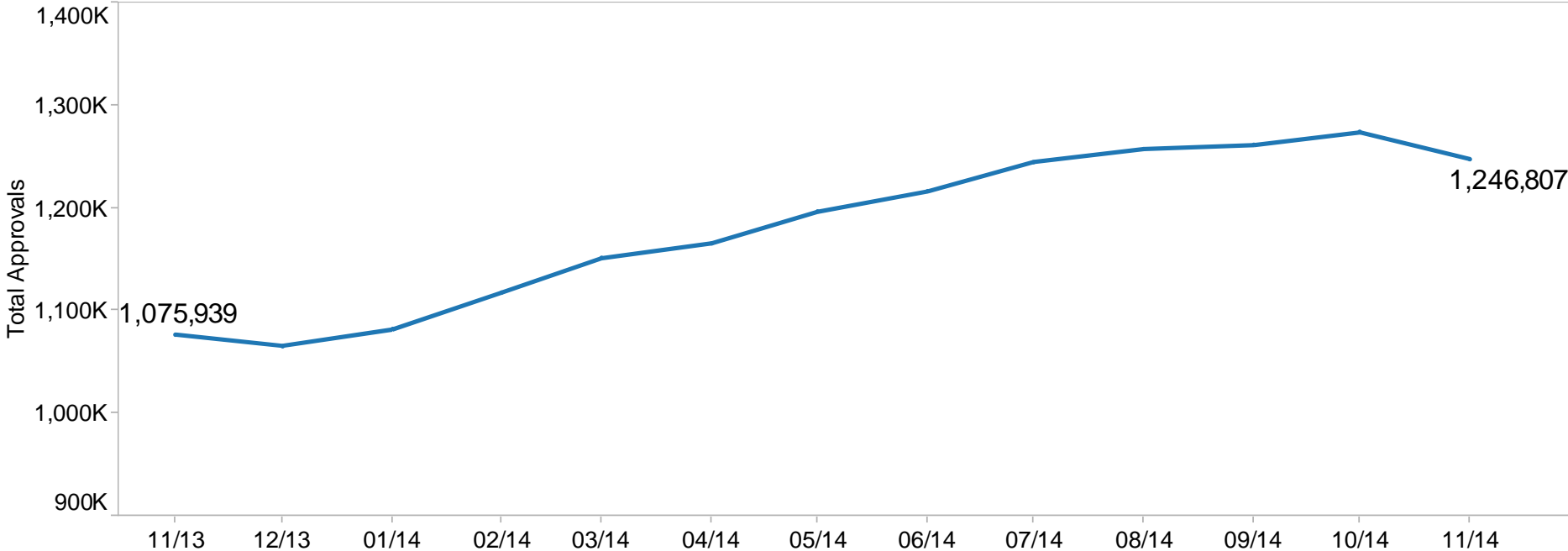
SNAP Summary November 2014



	Families	Persons	Adults	Children	Total Issuance	Average Issuance / Case	Average Issuance / Person
Grand Total*	456,476	1,049,687	538,370	511,317	\$126,717,227	\$277.60	\$120.72
	Cases vs Prior Month	Persons vs Prior Month	Issuance vs Prior Month	Cases vs Prior Year	Persons vs Prior Year	Issuance vs Prior Year	
Grand Total*	(3,532)	(7,619)	(\$1,205,232)	(9,059)	(35,008)	\$476,851	

*Includes prior month totals

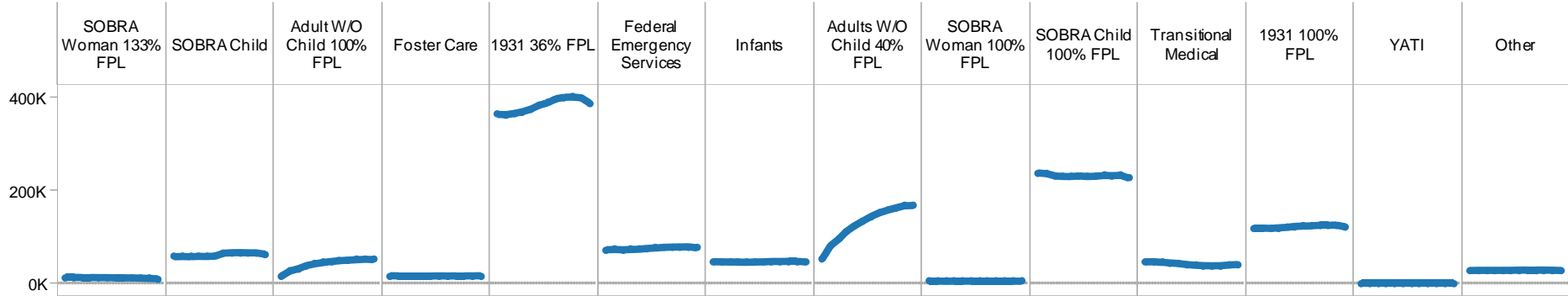
Medical Summary November 2014



	SOBRA Woman 133% FPL	SOBRA Child	Adult W/O Child 100% FPL	Foster Care	1931 36% FPL	Federal Emergency Services	Infants	Adults W/O Child 40% FPL	SOBRA Woman 100% FPL	SOBRA Child 100% FPL	Trans Medical	1931 100% FPL	YATI	Other	Type Totals
Grand Total*	10,135	62,485	52,469	16,067	389,504	75,631	45,928	169,916	4,415	227,955	40,491	123,445	344	28,022	1,246,807

*Includes prior month totals

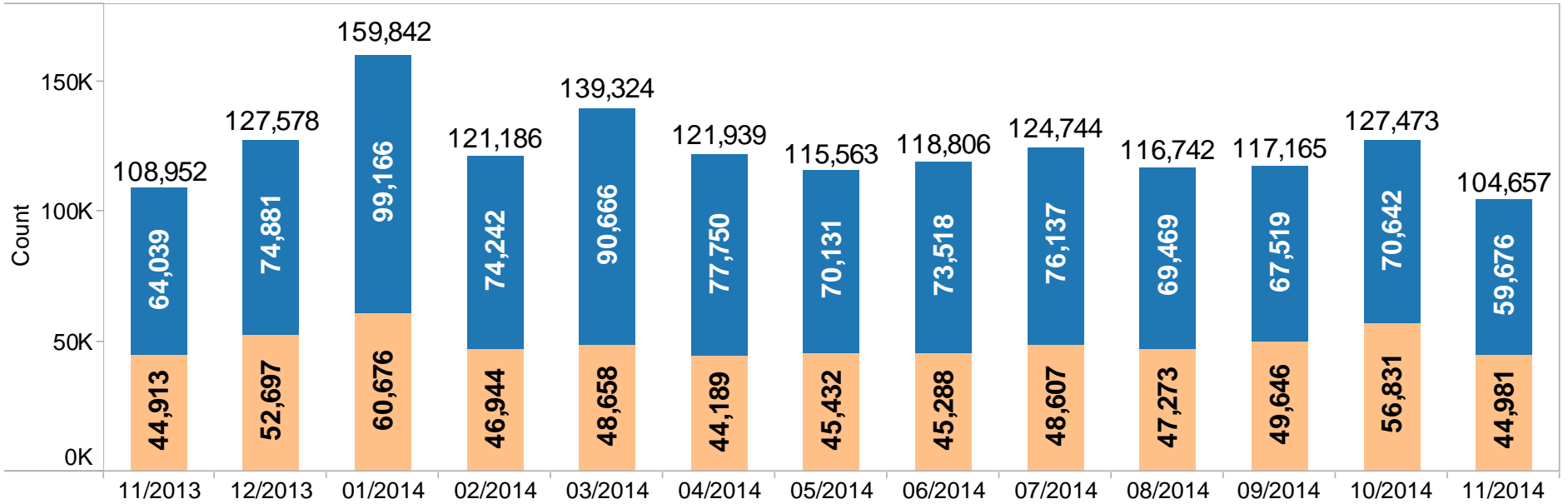
1 Year Sparkline Trend



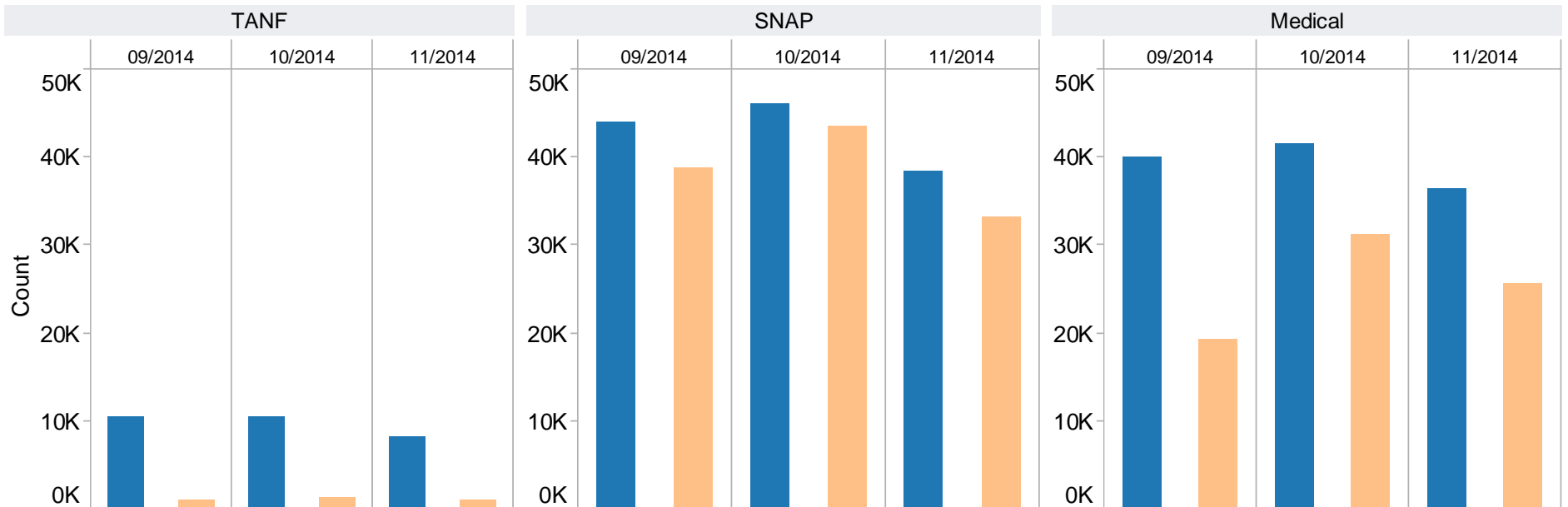
Total Applications

Dark Blue - Initial applications, includes applicants applying for the first time or had a break in benefits

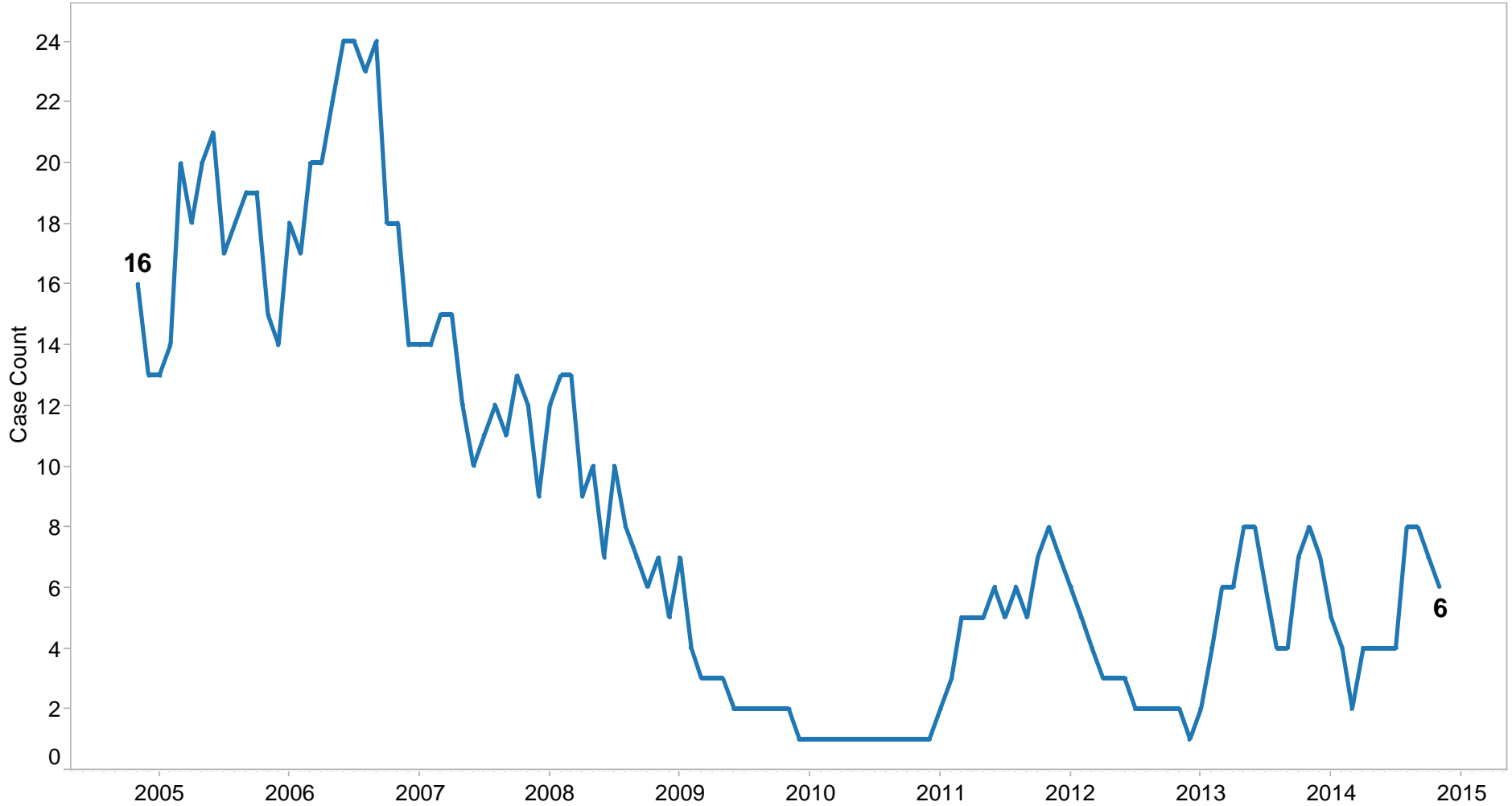
Light Orange - Renewal applications, includes all applications for a renewal of continuous benefits



Applications by Program



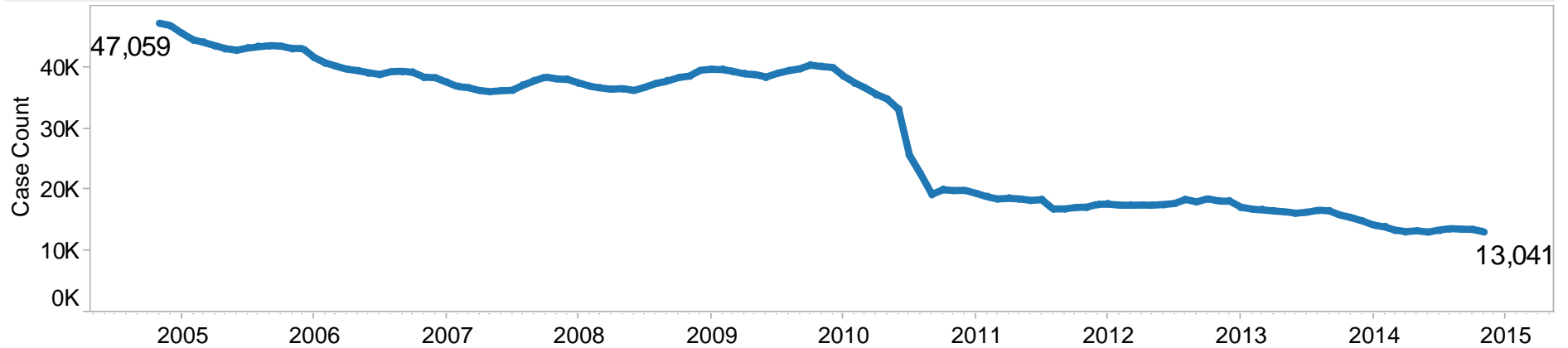
Tuberculosis Control
(rolling 10 year view)



November 2014 TB Cases

Families	Persons	Total Payments	Cases vs Prior Month	Persons vs Prior Month	Payments vs Prior Month	Cases vs Prior Year	Persons vs Prior Year	Payments vs Prior Year
6	6	\$648	(1)	(1)	(\$108)	(2)	(2)	(\$255)

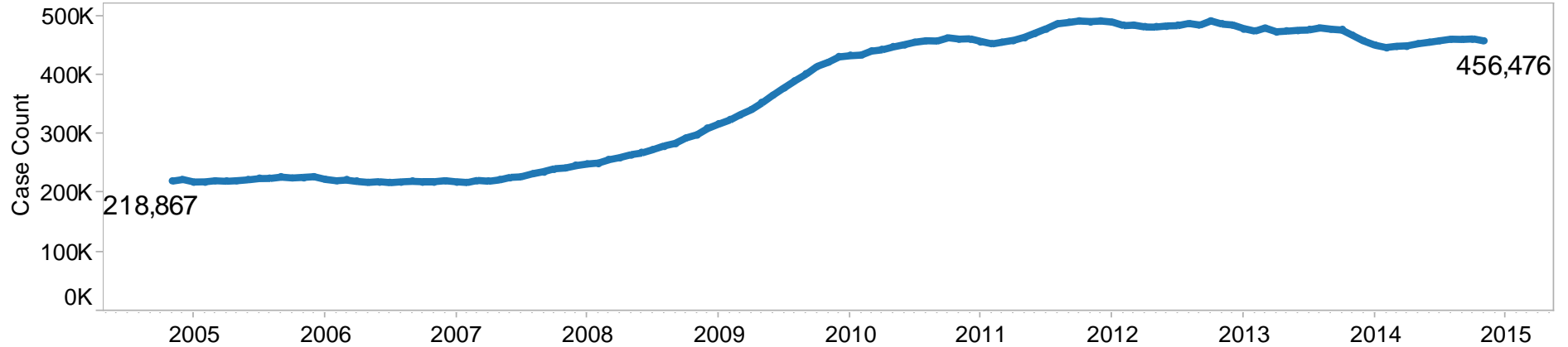
TANF Cases
(rolling 10 year view)



November 2014 TANF Detail

		Households	Persons	Adults	Children	Total Issuance	Average Issuance / Household	Average Issuance / Person
Region	Maricopa	7,845	18,170	4,465	13,705	\$1,607,192	\$204.87	\$88.45
	Total	7,845	18,170	4,465	13,705	\$1,607,192	\$204.87	\$88.45
Northem	Apache	22	51	16	35	\$4,342	\$197.36	\$85.14
	Coconino	33	74	16	58	\$6,358	\$192.67	\$85.92
	Mohave	382	769	188	581	\$73,051	\$191.23	\$94.99
	Navajo	148	305	82	223	\$28,743	\$194.21	\$94.24
	Total	585	1,199	302	897	\$112,494	\$192.30	\$93.82
	Central	Gila	285	593	181	412	\$61,983	\$217.48
	La Paz	51	106	28	78	\$8,942	\$175.33	\$84.36
	Pinal	721	1,610	376	1,234	\$140,323	\$194.62	\$87.16
	Yavapai	210	428	89	339	\$41,375	\$197.02	\$96.67
	Yuma	367	896	235	661	\$75,567	\$205.90	\$84.34
	Total	1,634	3,633	909	2,724	\$328,190	\$200.85	\$90.34
Southem	Cochise	363	739	166	573	\$72,584	\$199.96	\$98.22
	Graham	185	376	116	260	\$42,429	\$229.35	\$112.84
	Greenlee	13	35	7	28	\$2,768	\$212.92	\$79.09
	Pima	2,280	4,781	1,169	3,612	\$465,847	\$204.32	\$97.44
	Santa Cruz	136	299	71	228	\$28,326	\$208.28	\$94.74
	Total	2,977	6,230	1,529	4,701	\$611,954	\$205.56	\$98.23
Grand Total		13,041	29,232	7,205	22,027	\$2,659,830	\$203.96	\$90.99

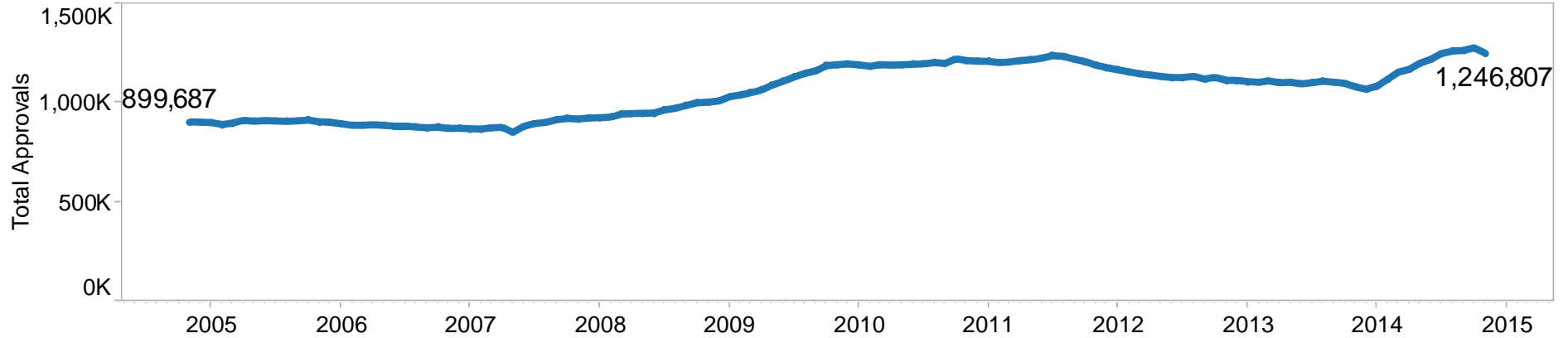
SNAP Cases
(rolling 10 year view)



November 2014 SNAP Detail

		Households	Persons	Adults	Children	Total Issuance	Average Issuance / Household	Average Issuance / Person
Region	Maricopa	244,598	570,117	271,938	298,179	\$69,738,124	\$285.11	\$122.32
	Total	244,598	570,117	271,938	298,179	\$69,738,124	\$285.11	\$122.32
Northern	Apache	10,204	26,292	14,609	11,683	\$3,240,160	\$317.54	\$123.24
	Coconino	8,763	20,971	11,245	9,726	\$2,512,221	\$286.69	\$119.80
	Mohave	20,339	42,144	25,666	16,478	\$4,883,713	\$240.12	\$115.88
	Navajo	13,239	33,176	18,366	14,810	\$4,003,626	\$302.41	\$120.68
	Total	52,545	122,583	69,886	52,697	\$14,639,720	\$278.61	\$119.43
	Central	Gila	5,602	12,574	7,083	5,491	\$1,548,556	\$276.43
La Paz		1,938	3,953	2,281	1,672	\$479,269	\$247.30	\$121.24
Pinal		22,283	55,861	28,455	27,406	\$6,621,845	\$297.17	\$118.54
Yavapai		13,270	26,192	15,938	10,254	\$2,940,514	\$221.59	\$112.27
Yuma		17,736	46,402	24,606	21,796	\$5,218,574	\$294.24	\$112.46
Total		60,829	144,982	78,363	66,619	\$16,808,758	\$276.33	\$115.94
Southern	Cochise	11,364	24,252	14,096	10,156	\$2,785,902	\$245.15	\$114.87
	Graham	2,991	6,896	3,734	3,162	\$831,977	\$278.16	\$120.65
	Greenlee	425	930	519	411	\$119,368	\$280.87	\$128.35
	Pima	78,609	166,717	92,838	73,879	\$20,315,554	\$258.44	\$121.86
	Santa Cruz	5,115	13,210	6,996	6,214	\$1,477,824	\$288.92	\$111.87
	Total	98,504	212,005	118,183	93,822	\$25,530,625	\$259.18	\$120.42
Grand Total		456,476	1,049,687	538,370	511,317	\$126,717,227	\$277.60	\$120.72

Medical Approvals
(rolling 10 year view)



November 2014 Medical Detail

		SOBRA Woman 133% FPL	SOBRA Child	Adult W/O Child 100% FPL	Foster Care	1931 36% FPL	Federal Emergency Services	Infants	Adults W/O Child 40% FPL	SOBRA Woman 100% FPL	SOBRA Child 100% FPL	Trans Medical	1931 100% FPL	YATI	Other	Grand Total
R	Maricopa	5,871	36,922	25,885	9,412	218,080	62,070	27,852	86,303	2,459	139,339	22,033	65,387	197	14,465	716,275
	Total	5,871	36,922	25,885	9,412	218,080	62,070	27,852	86,303	2,459	139,339	22,033	65,387	197	14,465	716,275
N	Apache	148	994	873	38	11,999	90	771	6,215	65	3,407	695	2,274		418	27,987
	Coconino	228	992	1,117	129	8,625	475	972	4,327	95	4,095	897	2,604	3	431	24,990
	Mohave	326	1,996	2,541	360	12,996	378	1,211	8,049	159	7,594	1,721	4,979	13	1,632	43,955
	Navajo	224	1,480	1,304	182	13,662	196	1,165	6,705	131	5,168	1,199	3,573	2	549	35,540
	Total	926	5,462	5,835	709	47,282	1,139	4,119	25,296	450	20,264	4,512	13,430	18	3,030	132,472
C	Gila	81	511	548	138	4,904	147	502	2,339	42	1,930	328	1,262	1	336	13,069
	La Paz	41	231	215	24	1,384	123	160	711	7	673	129	402	1	171	4,272
	Pinal	507	3,624	2,302	757	22,786	1,383	2,207	8,234	218	10,661	2,077	6,593	19	1,352	62,720
	Yavapai	400	1,540	2,158	545	7,558	1,108	1,213	4,639	138	5,569	1,300	3,663	22	1,134	30,987
	Yuma	487	2,444	3,006	286	15,899	1,254	1,818	5,984	232	9,392	2,291	6,900	3	1,564	51,560
	Total	1,516	8,350	8,229	1,750	52,531	4,015	5,900	21,907	637	28,225	6,125	18,820	46	4,557	162,608
S	Cochise	244	1,022	1,467	288	8,159	433	867	3,676	89	4,027	907	2,948	10	915	25,052
	Graham	75	427	358	130	2,925	41	348	1,144	37	1,163	176	803	2	152	7,781
	Greenlee	12	30	61	14	512	2	58	197	2	107	14	85		34	1,128
	Pima	1,405	9,629	9,679	3,713	55,716	7,533	6,365	29,920	694	32,056	6,170	19,980	71	4,344	187,275
	Santa Cruz	86	643	955	51	4,299	398	419	1,473	47	2,774	554	1,992		525	14,216
	Total	1,822	11,751	12,520	4,196	71,611	8,407	8,057	36,410	869	40,127	7,821	25,808	83	5,970	235,452
	Grand Total	10,135	62,485	52,469	16,067	389,504	75,631	45,928	169,916	4,415	227,955	40,491	123,445	344	28,022	1,246,807