



DEPARTMENT OF ECONOMIC SECURITY

Your Partner For A Stronger Arizona

State of Arizona

Department of Economic Security

Family Assistance Administration

STATISTICAL BULLETIN

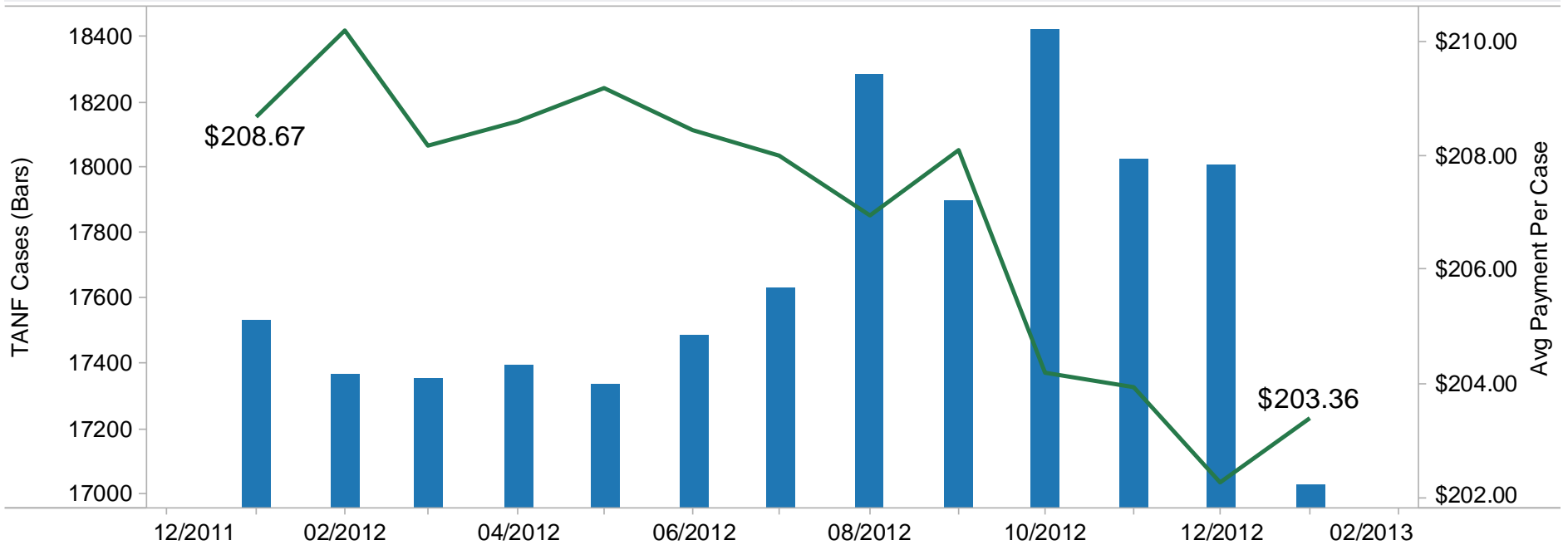
January 2013

<http://www.azdes.gov/appreports.aspx>

For questions regarding this bulletin please contact (602) 542-3678

Alternative format available upon request.

TANF Summary January 2013

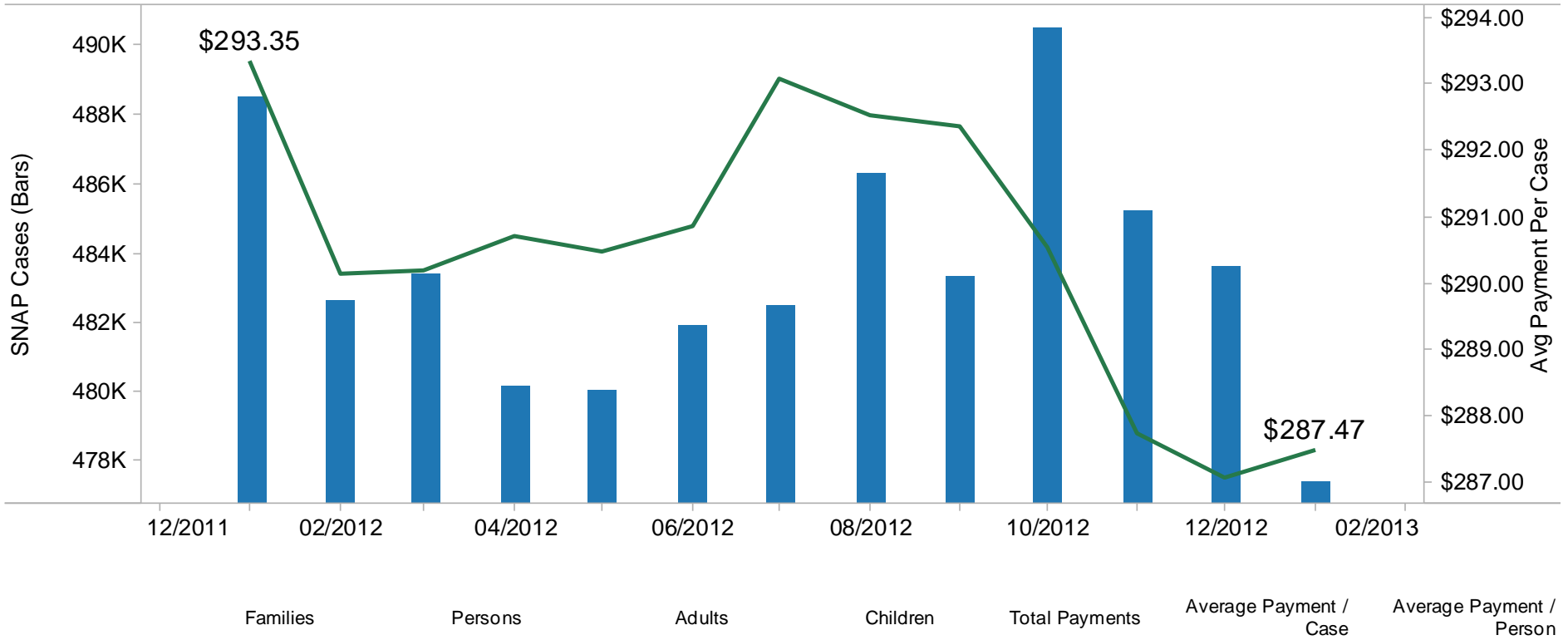


	Families	Persons	Adults	Children	Total Payments	Average Payment / Case	Average Payment / Recip	Cases vs Prior Month	Persons vs Prior Month	Payments vs Prior Month	Cases vs Prior Year	Persons vs Prior Year	Payments vs Prior Year
Grand Total*	17,027	38,587	10,568	28,019	\$3,462,621	\$203.36	\$89.74	(984)	(2,585)	(\$180,392)	(506)	(1,161)	(\$195,923)

*Includes prior month totals

Excludes	Includes	Tribal			
		Cases	Recipients	Payments	
Grant Diversion totals of: 769 Cases; \$605,351	TANF Child Only: 4,384 Cases; 6,686 Children; \$844,350	Hopi	83	206	\$19,107
	Unemployed Two Parent Program: 408 Cases; 1,566 Recipients; \$119,213	Pasqua/Yaqui	207	609	\$65,236
		Salt River	84	246	\$24,363
		San Carlos	378	729	\$92,850
		Grand Total	752	1,790	\$201,556

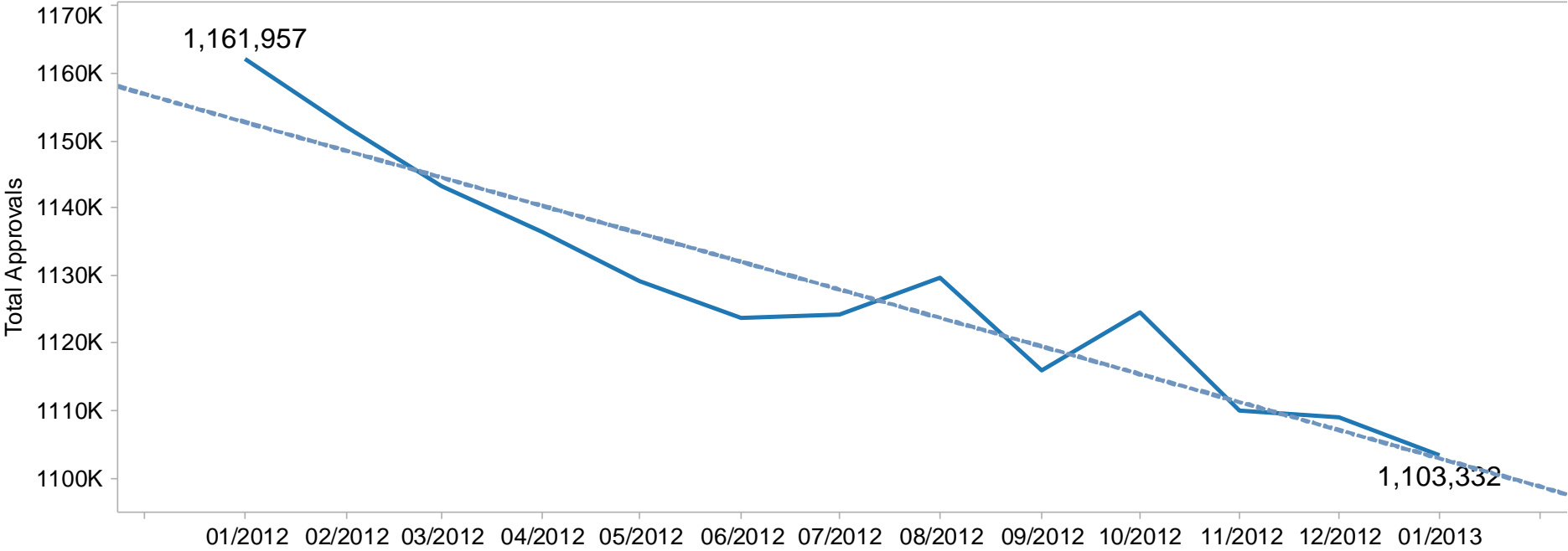
SNAP Summary January 2013



Grand Total*	477,411	1,108,674	562,046	546,628	\$137,240,503	\$287.47	\$123.79
	Cases vs Prior Month	Persons vs Prior Month	Payments vs Prior Month	Cases vs Prior Year	Persons vs Prior Year	Payments vs Prior Year	
Grand Total*	(6,188)	(15,995)	(\$1,574,818)	(11,117)	(23,019)	(\$6,069,390)	

*Includes prior month totals

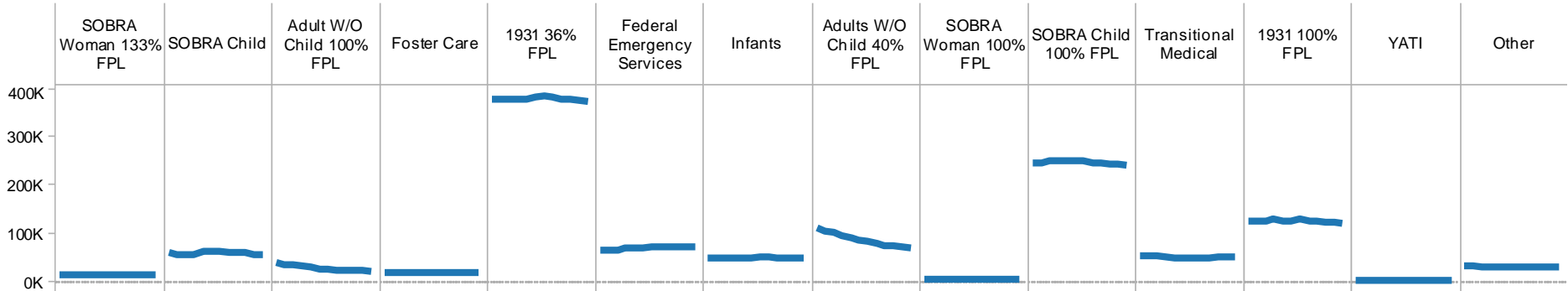
Medical Summary January 2013



	SOBRA Woman 133% FPL	SOBRA Child	Adult W/O Child 100% FPL	Foster Care	1931 36% FPL	Federal Emergency Services	Infants	Adults W/O Child 40% FPL	SOBRA Woman 100% FPL	SOBRA Child 100% FPL	Trans Medical	1931 100% FPL	YATI	Other	Type Totals
Grand Total*	12,991	54,614	19,516	15,669	372,870	66,674	46,992	66,827	4,396	240,316	49,623	121,535	360	30,949	1,103,332

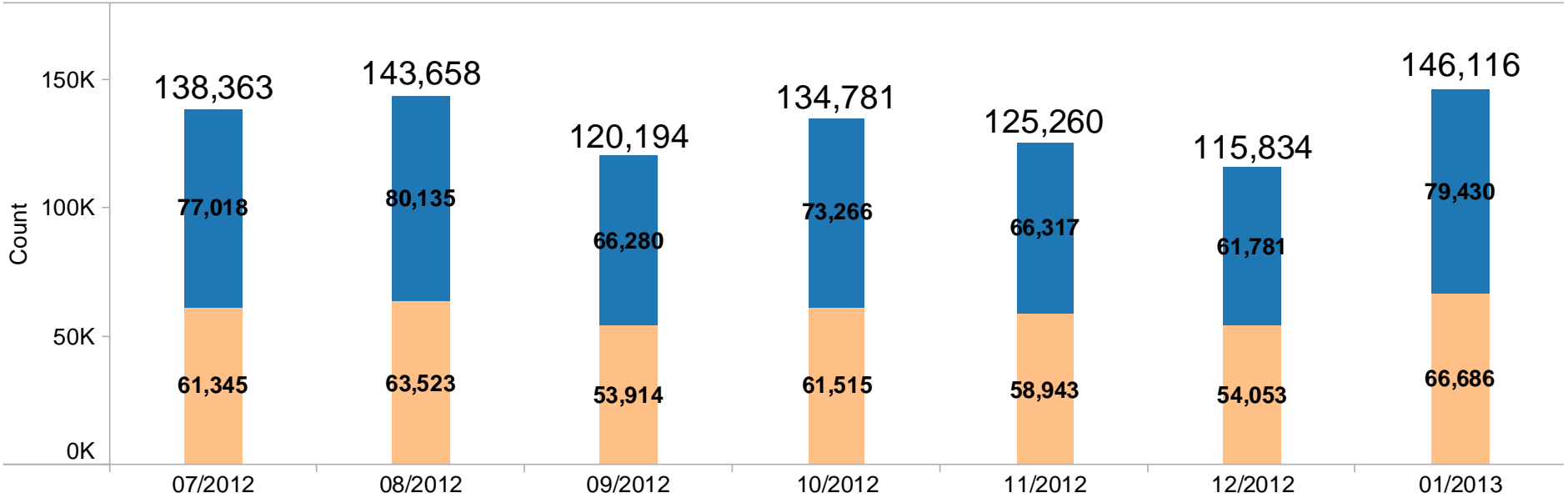
*Includes prior month totals

1 Year Sparkline Trend

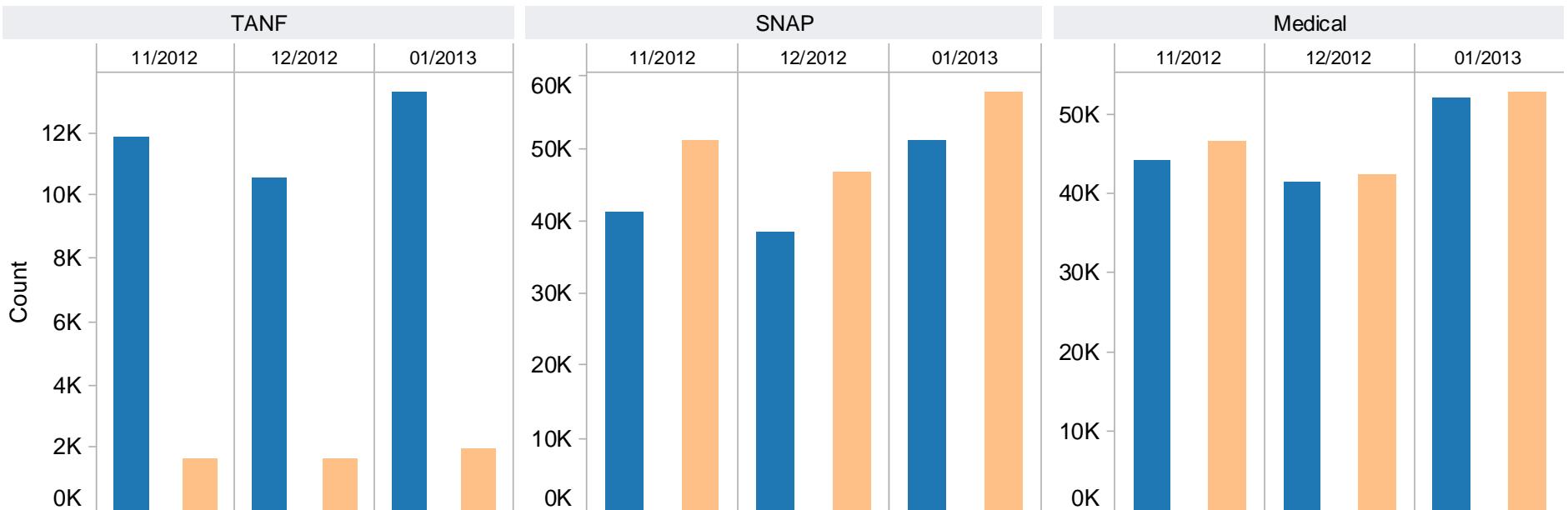


Total Applications

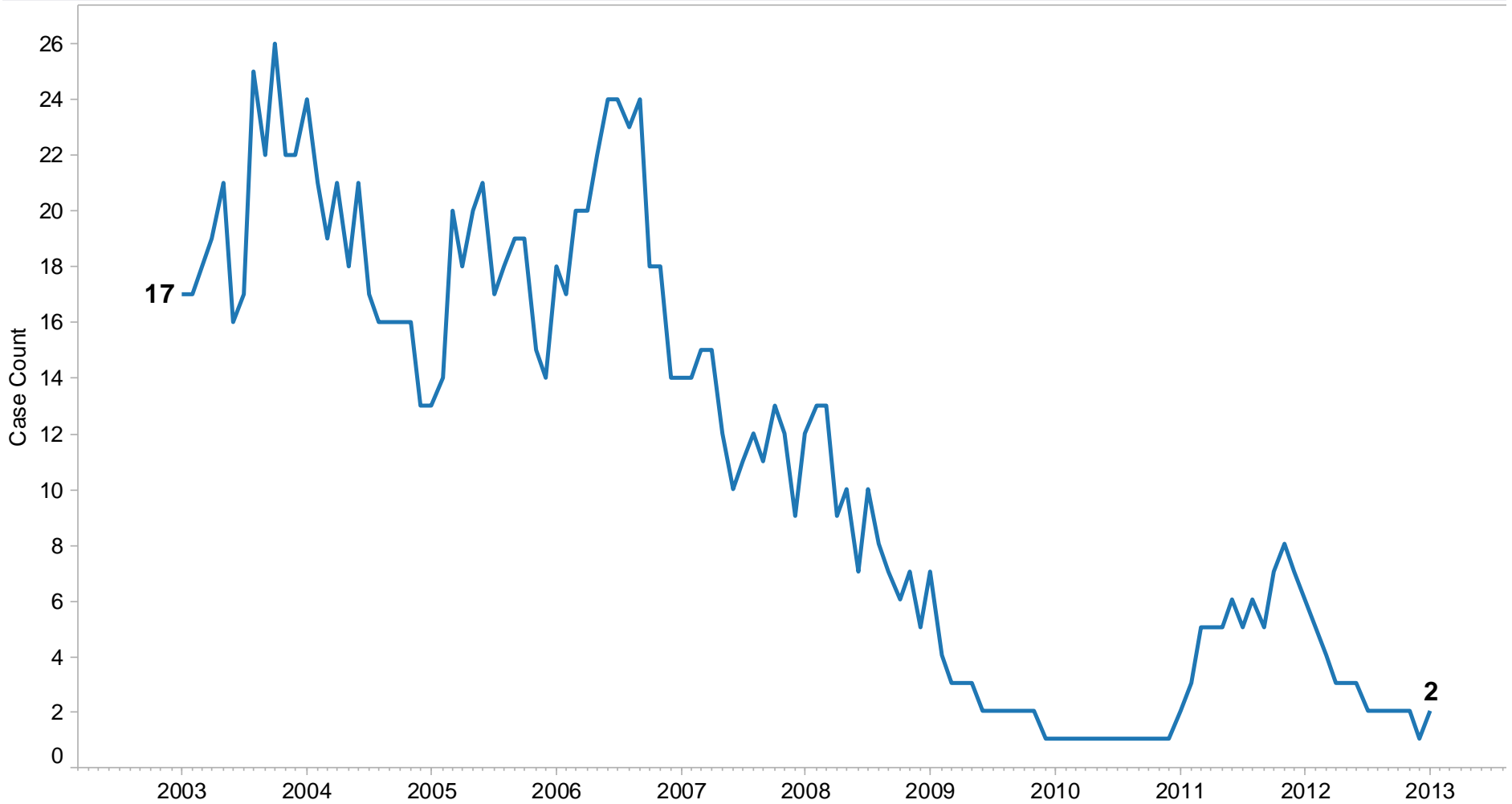
Dark Blue - Initial applications, includes applicants applying for the first time or had a break in benefits
 Light Orange - Renewal applications, includes all applications for a renewal of continuous benefits



Applications by Program



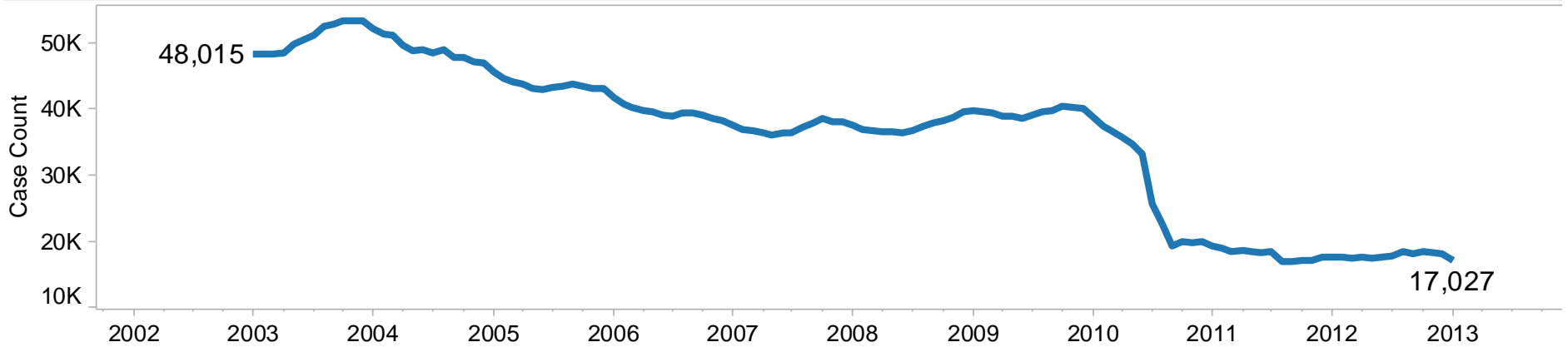
Tuberculosis Control
(rolling 10 year view)



TB Cases Current Month

Families	Persons	Total Payments	Cases vs Prior Month	Persons vs Prior Month	Payments vs Prior Month	Cases vs Prior Year	Persons vs Prior Year	Payments vs Prior Year
2	2	\$407	1	1	\$234	(4)	(4)	(\$321)

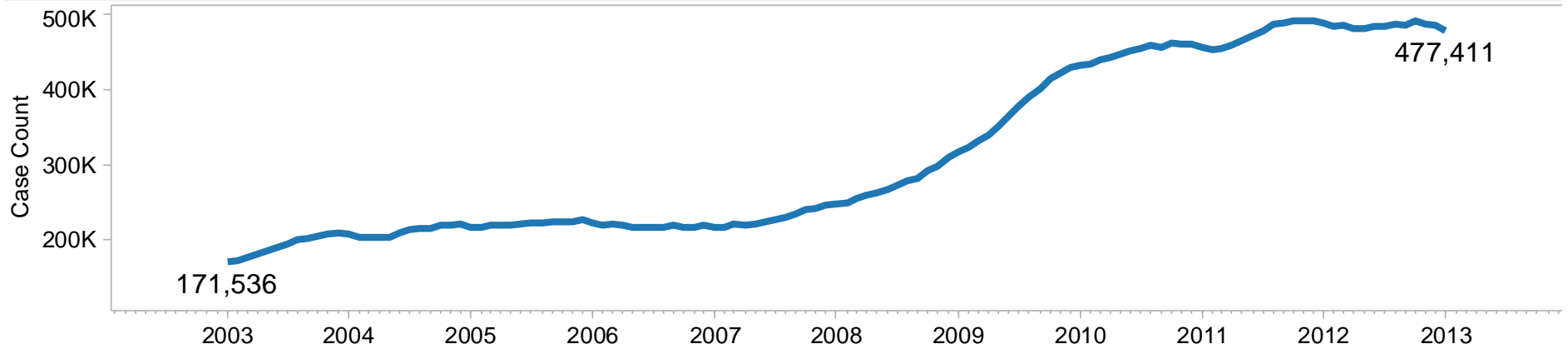
TANF Cases
(rolling 10 year view)



TANF Current Month Detail

		Households	Persons	Adults	Children	Total Payments Issuance	Average Payment / Household	Average Payment / Person
Region	Maricopa	10,791	25,049	6,808	18,241	\$2,190,699	\$203.01	\$87.46
	Total	10,791	25,049	6,808	18,241	\$2,190,699	\$203.01	\$87.46
Northern	Apache	46	108	31	77	\$9,460	\$205.65	\$87.59
	Coconino	70	172	51	121	\$13,546	\$193.51	\$78.76
	Mohave	584	1,235	375	860	\$114,773	\$196.53	\$92.93
	Navajo	251	546	159	387	\$50,176	\$199.90	\$91.90
	Total	951	2,061	616	1,445	\$187,955	\$197.64	\$91.20
	Central	Gila	367	722	253	469	\$83,230	\$226.78
La Paz		54	127	31	96	\$10,097	\$186.98	\$79.50
Pinal		878	1,926	510	1,416	\$173,825	\$197.98	\$90.25
Yavapai		285	592	155	437	\$53,773	\$188.68	\$90.83
Yuma		391	942	251	691	\$80,180	\$205.06	\$85.12
Total		1,975	4,309	1,200	3,109	\$401,105	\$203.09	\$93.09
Southern	Cochise	364	761	185	576	\$74,500	\$204.67	\$97.90
	Graham	204	392	131	261	\$45,204	\$221.59	\$115.32
	Greenlee	15	27	4	23	\$2,969	\$197.93	\$109.96
	Pima	2,599	5,709	1,559	4,150	\$534,788	\$205.77	\$93.67
	Santa Cruz	128	279	65	214	\$25,401	\$198.45	\$91.04
	Total	3,310	7,168	1,944	5,224	\$682,862	\$206.30	\$95.27
Grand Total		17,027	38,587	10,568	28,019	\$3,462,621	\$203.36	\$89.74

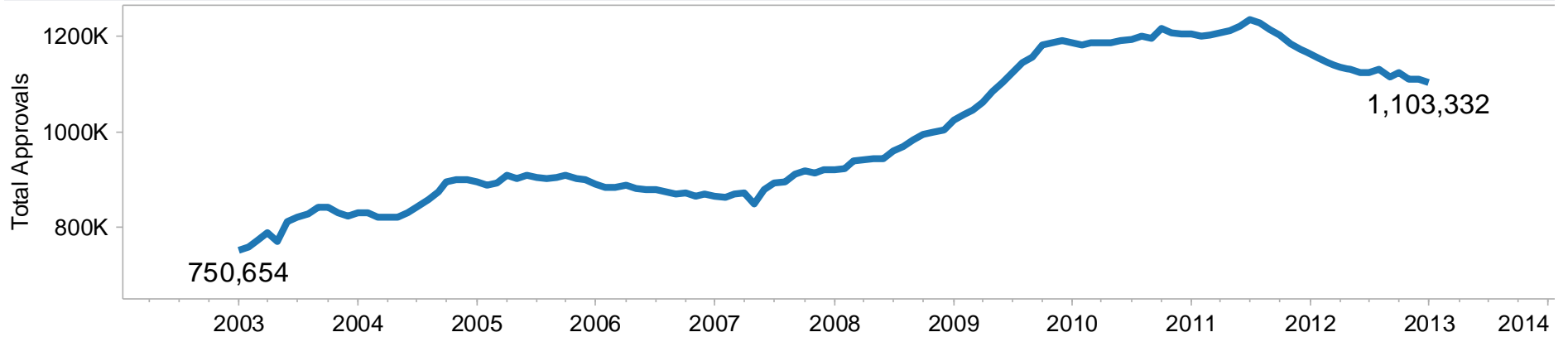
SNAP Cases
(rolling 10 year view)



SNAP Current Month Detail

		Households	Persons	Adults	Children	Total Payments Issuance	Average Payment / Household	Average Payment / Person
Region	Maricopa	259,563	608,382	286,858	321,524	\$76,312,219	\$294.00	\$125.43
	Total	259,563	608,382	286,858	321,524	\$76,312,219	\$294.00	\$125.43
Northern	Apache	10,626	28,087	15,517	12,570	\$3,510,001	\$330.32	\$124.97
	Coconino	10,067	24,281	13,011	11,270	\$3,020,160	\$300.01	\$124.38
	Mohave	21,110	44,936	26,875	18,061	\$5,490,977	\$260.11	\$122.20
	Navajo	14,046	35,789	19,787	16,002	\$4,458,448	\$317.42	\$124.58
	Total	55,849	133,093	75,190	57,903	\$16,479,586	\$295.07	\$123.82
	Central	Gila	5,911	13,086	7,517	5,569	\$1,666,651	\$281.96
La Paz		2,060	4,227	2,445	1,782	\$521,644	\$253.23	\$123.41
Pinal		23,215	58,392	29,794	28,598	\$7,113,288	\$306.41	\$121.82
Yavapai		15,070	30,382	18,242	12,140	\$3,623,442	\$240.44	\$119.26
Yuma		16,069	43,075	22,040	21,035	\$4,754,636	\$295.89	\$110.38
Total		62,325	149,162	80,038	69,124	\$17,679,661	\$283.67	\$118.53
Southern	Cochise	11,045	24,141	13,728	10,413	\$2,861,664	\$259.09	\$118.54
	Graham	3,240	7,474	4,084	3,390	\$900,497	\$277.93	\$120.48
	Greenlee	430	928	520	408	\$112,554	\$261.75	\$121.29
	Pima	80,169	172,732	95,087	77,645	\$21,404,849	\$267.00	\$123.92
	Santa Cruz	4,790	12,762	6,541	6,221	\$1,489,473	\$310.95	\$116.71
	Total	99,674	218,037	119,960	98,077	\$26,769,037	\$268.57	\$122.77
Grand Total		477,411	1,108,674	562,046	546,628	\$137,240,503	\$287.47	\$123.79

Medical Approvals
(rolling 10 year view)



Medical Current Month Detail

		SOBRA Woman 133% FPL	SOBRA Child	Adult W/O Child 100% FPL	Foster Care	1931 36% FPL	Federal Emergency Services	Infants	Adults W/O Child 40% FPL	SOBRA Woman 100% FPL	SOBRA Child 100% FPL	Trans Medical	1931 100% FPL	YATI	Other	Grand Total
R	Maricopa	7,617	32,112	9,527	9,004	211,104	55,064	28,865	32,392	2,483	146,861	26,299	65,394	189	16,476	643,387
	Total	7,617	32,112	9,527	9,004	211,104	55,064	28,865	32,392	2,483	146,861	26,299	65,394	189	16,476	643,387
N	Apache	172	921	301	49	11,826	97	827	2,778	81	3,967	880	2,357	2	397	24,655
	Coconino	278	941	392	138	9,212	421	981	1,671	93	4,572	1,150	2,692	10	434	22,985
	Mohave	428	1,593	982	381	12,875	333	1,282	3,341	145	8,342	1,910	5,126	7	1,714	38,459
	Navajo	331	1,454	518	165	14,009	209	1,227	3,139	119	5,514	1,370	3,571	2	546	32,174
	Total	1,209	4,909	2,193	733	47,922	1,060	4,317	10,929	438	22,395	5,310	13,746	21	3,091	118,273
C	Gila	106	476	267	116	4,723	101	497	1,191	54	1,953	495	1,239	2	348	11,568
	La Paz	39	232	104	29	1,387	121	165	303	13	672	166	382		166	3,779
	Pinal	633	3,167	771	672	20,163	1,224	2,230	3,303	220	10,613	2,267	5,906	22	1,538	52,729
	Yavapai	447	1,492	863	556	8,039	1,123	1,080	1,923	131	5,910	1,652	3,693	17	1,614	28,540
	Yuma	582	2,042	842	307	13,007	1,054	1,920	2,075	216	9,373	3,587	6,041	7	1,322	42,375
	Total	1,807	7,409	2,847	1,680	47,319	3,623	5,892	8,795	634	28,521	8,167	17,261	48	4,988	138,991
S	Cochise	209	843	666	291	7,417	415	775	1,510	102	4,325	992	2,771	5	950	21,271
	Graham	92	362	155	96	2,584	32	316	591	26	1,311	450	811		146	6,972
	Greenlee	19	31	24	9	370	3	43	85	1	162	56	76	1	30	910
	Pima	1,940	8,441	3,743	3,810	52,330	6,068	6,342	11,830	646	33,734	7,774	19,443	96	4,777	160,974
	Santa Cruz	98	507	361	46	3,824	409	442	695	66	3,007	575	2,033		491	12,554
	Total	2,358	10,184	4,949	4,252	66,525	6,927	7,918	14,711	841	42,539	9,847	25,134	102	6,394	202,681
	Grand Total	12,991	54,614	19,516	15,669	372,870	66,674	46,992	66,827	4,396	240,316	49,623	121,535	360	30,949	1,103,332