



---

# DEPARTMENT OF ECONOMIC SECURITY

---

*Your Partner For A Stronger Arizona*

State of Arizona

Department of Economic Security

Family Assistance Administration

STATISTICAL BULLETIN

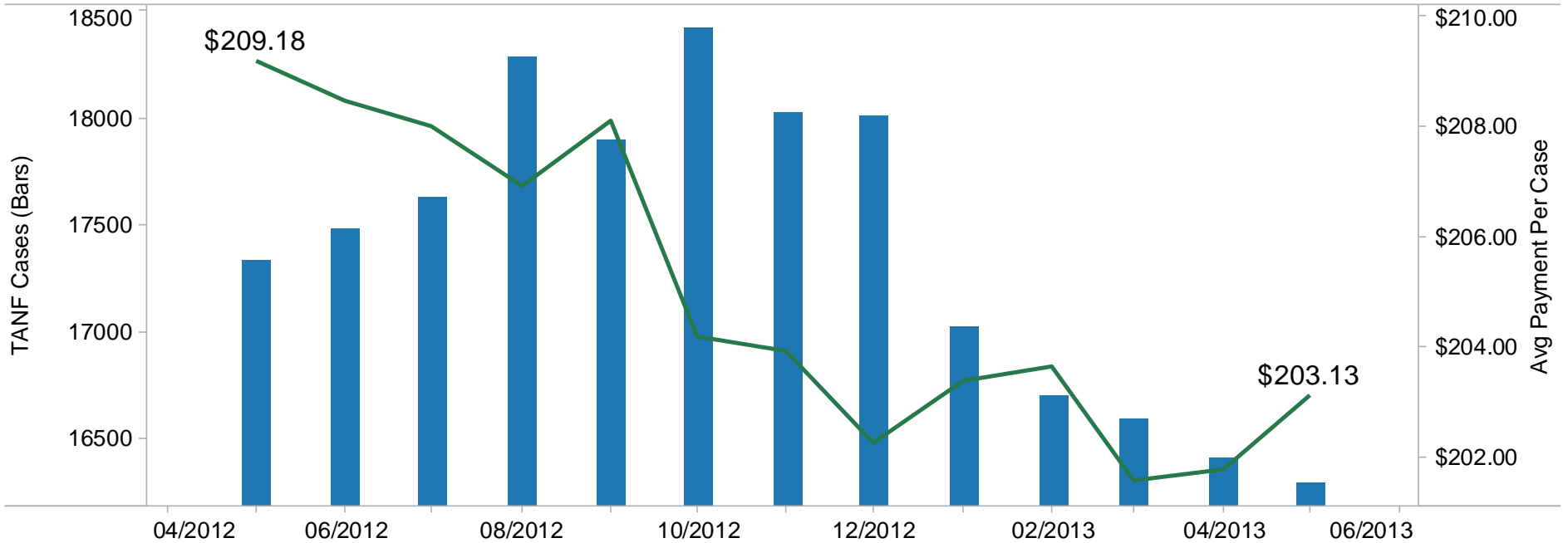
May 2013

<http://www.azdes.gov/appreports.aspx>

For questions regarding this bulletin please contact (602) 542-3678

*Alternative format available upon request.*

## TANF Summary May 2013

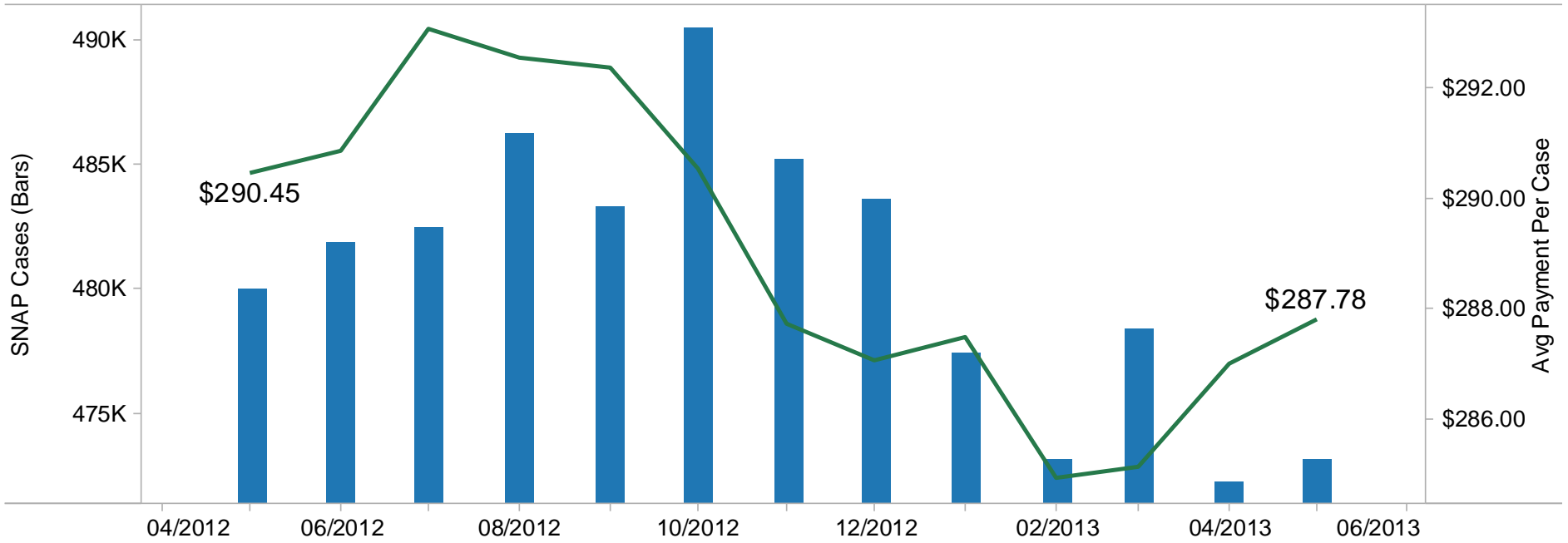


	Families	Persons	Adults	Children	Total Payments	Average Payment / Case	Average Payment / Recip	Cases vs Prior Month	Persons vs Prior Month	Payments vs Prior Month	Cases vs Prior Year	Persons vs Prior Year	Payments vs Prior Year
<b>Grand Total*</b>	<b>16,292</b>	<b>36,770</b>	<b>10,105</b>	<b>26,665</b>	<b>\$3,309,316</b>	<b>\$203.13</b>	<b>\$90.00</b>	<b>(123)</b>	<b>(94)</b>	<b>(\$2,379)</b>	<b>(1,045)</b>	<b>(2,803)</b>	<b>(\$317,214)</b>

\*Includes prior month totals

Excludes	Includes	Tribal			
		Cases	Recipients	Payments	
Grant Diversion totals of: 848 Cases; \$658,744	TANF Child Only: 4,362 Cases; 6,598 Children; \$840,930	Hopi	65	159	\$16,224
	Unemployed Two Parent Program: 429 Cases; 1,642 Recipients; \$123,311	Pasqua/Yaqui	183	558	\$63,243
		Salt River	78	250	\$24,372
		San Carlos	373	717	\$94,845
		<b>Grand Total</b>	<b>699</b>	<b>1,684</b>	<b>\$198,684</b>

## SNAP Summary May 2013

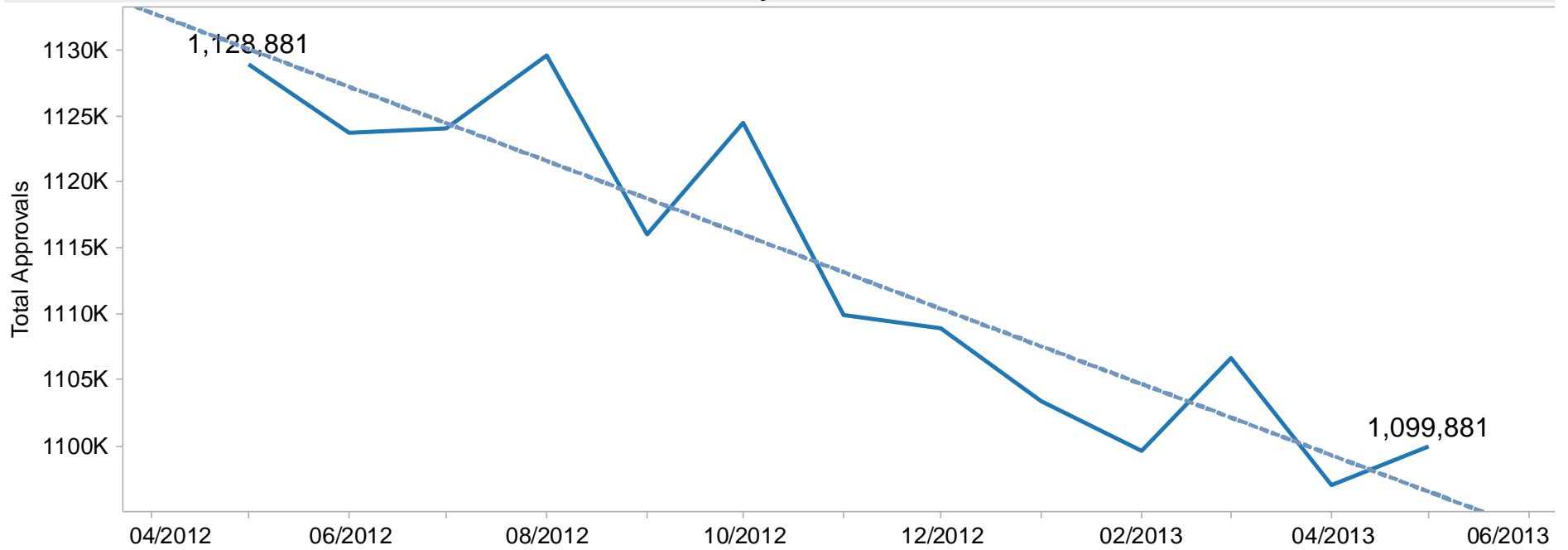


	Families	Persons	Adults	Children	Total Payments	Average Payment / Case	Average Payment / Person
<b>Grand Total*</b>	<b>473,117</b>	<b>1,102,305</b>	<b>558,689</b>	<b>543,616</b>	<b>\$136,152,906</b>	<b>\$287.78</b>	<b>\$123.52</b>

	Cases vs Prior Month	Persons vs Prior Month	Payments vs Prior Month	Cases vs Prior Year	Persons vs Prior Year	Payments vs Prior Year
<b>Grand Total*</b>	<b>866</b>	<b>2,834</b>	<b>\$625,194</b>	<b>(6,926)</b>	<b>(8,528)</b>	<b>(\$3,277,618)</b>

\*Includes prior month totals

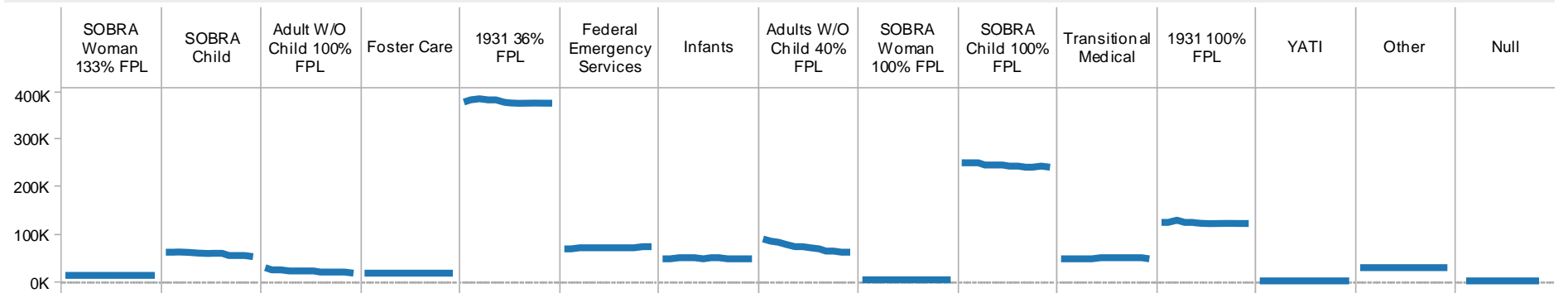
## Medical Summary May 2013



	SOBRA Woman 133% FPL	SOBRA Child	Adult W/O Child 100% FPL	Foster Care	1931 36% FPL	Federal Emergency Services	Infants	Adults W/O Child 40% FPL	SOBRA Woman 100% FPL	SOBRA Child 100% FPL	Trans Medical	1931 100% FPL	YATI	Other	Type Totals
Grand Total*	13,518	52,361	16,806	16,003	378,436	70,565	46,624	59,917	4,722	242,876	47,003	123,686	362	27,002	1,099,881

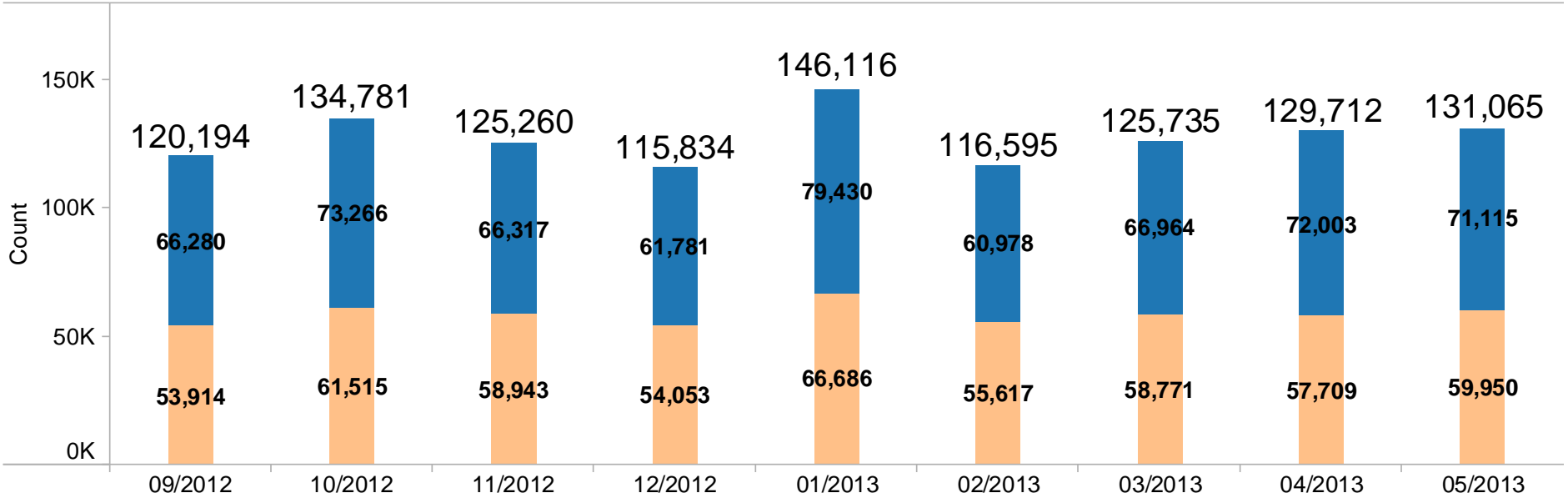
\*Includes prior month totals

### 1 Year Sparkline Trend

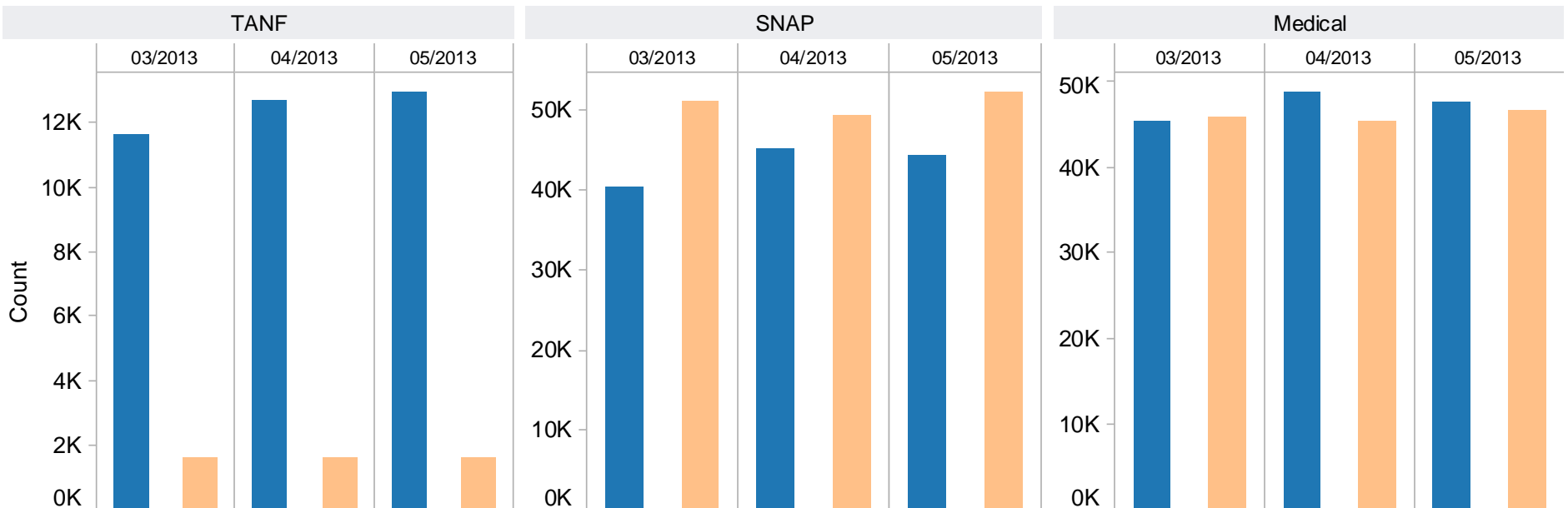


### Total Applications

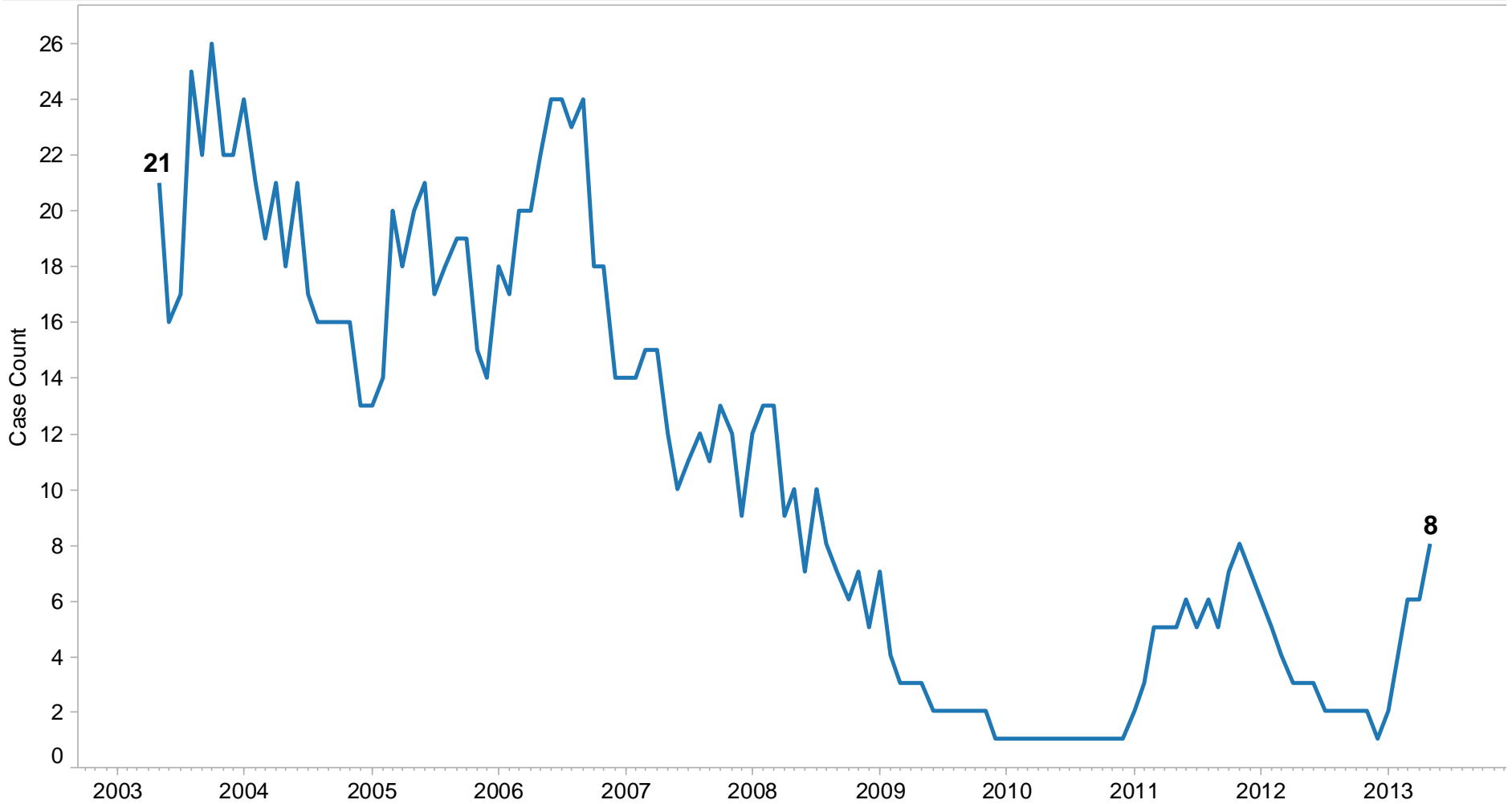
Dark Blue - Initial applications, includes applicants applying for the first time or had a break in benefits  
 Light Orange - Renewal applications, includes all applications for a renewal of continuous benefits



### Applications by Program



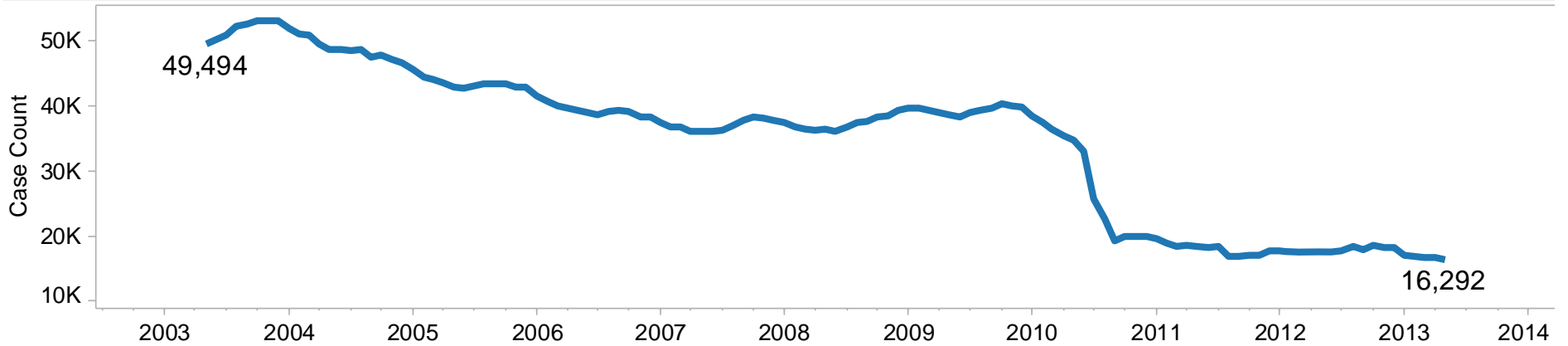
Tuberculosis Control  
(rolling 10 year view)



TB Cases Current Month

Families	Persons	Total Payments	Cases vs Prior Month	Persons vs Prior Month	Payments vs Prior Month	Cases vs Prior Year	Persons vs Prior Year	Payments vs Prior Year
8	8	\$938	2	2	\$160	5	5	\$534

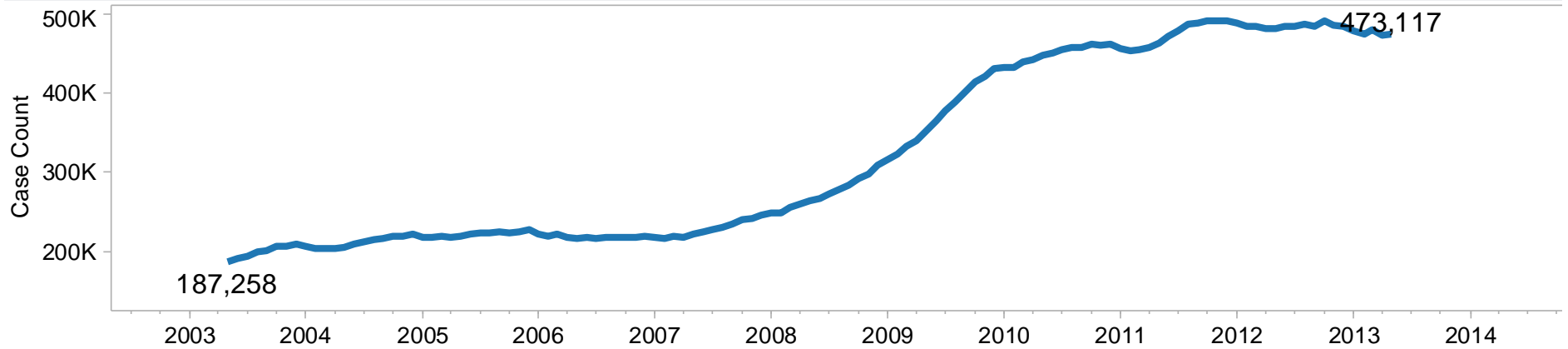
TANF Cases  
(rolling 10 year view)



TANF Current Month Detail

		Households	Persons	Adults	Children	Total Payments Issuance	Average Payment / Household	Average Payment / Person
Region	Maricopa	10,309	23,851	6,549	17,302	\$2,099,911	\$203.70	\$88.04
	<b>Total</b>	10,309	23,851	6,549	17,302	\$2,099,911	\$203.70	\$88.04
Northern	Apache	40	91	27	64	\$8,183	\$204.58	\$89.92
	Coconino	57	119	31	88	\$11,176	\$196.07	\$93.92
	Mohave	507	1,089	319	770	\$98,632	\$194.54	\$90.57
	Navajo	237	536	148	388	\$49,011	\$206.80	\$91.44
	<b>Total</b>	841	1,835	525	1,310	\$167,002	\$198.58	\$91.01
	Central	Gila	372	730	254	476	\$83,243	\$223.77
La Paz		50	98	28	70	\$9,823	\$196.46	\$100.23
Pinal		841	1,828	479	1,349	\$160,840	\$191.25	\$87.99
Yavapai		266	539	137	402	\$50,319	\$189.17	\$93.36
Yuma		379	913	235	678	\$75,191	\$198.39	\$82.36
<b>Total</b>		1,908	4,108	1,133	2,975	\$379,416	\$198.86	\$92.36
Southern	Cochise	329	668	155	513	\$65,761	\$199.88	\$98.44
	Graham	194	380	122	258	\$43,834	\$225.95	\$115.35
	Greenlee	13	24	7	17	\$2,138	\$164.46	\$89.08
	Pima	2,585	5,655	1,558	4,097	\$528,213	\$204.34	\$93.41
	Santa Cruz	113	249	56	193	\$23,041	\$203.90	\$92.53
	<b>Total</b>	3,234	6,976	1,898	5,078	\$662,987	\$205.01	\$95.04
<b>Grand Total</b>		<b>16,292</b>	<b>36,770</b>	<b>10,105</b>	<b>26,665</b>	<b>\$3,309,316</b>	<b>\$203.13</b>	<b>\$90.00</b>

SNAP Cases  
(rolling 10 year view)

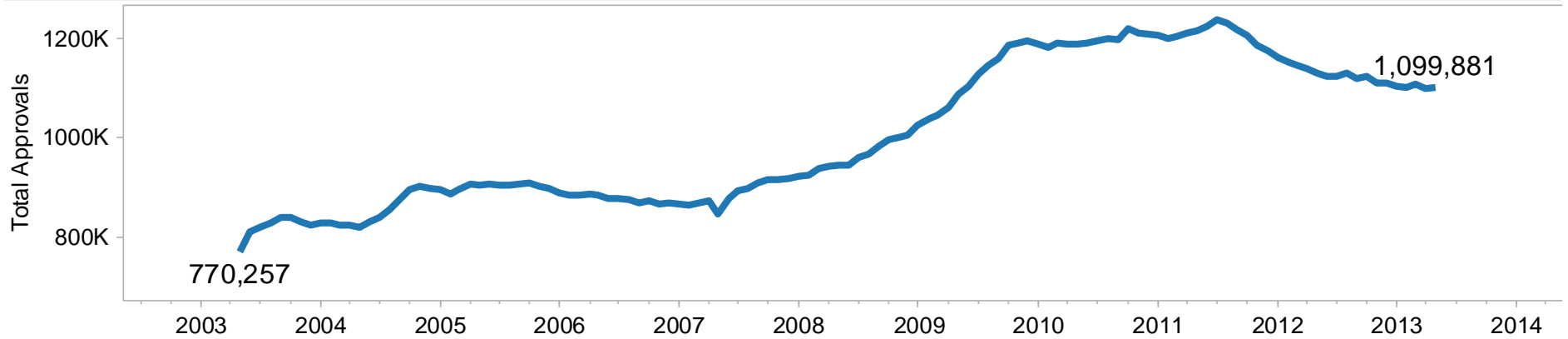


SNAP Current Month Detail

		Households	Persons	Adults	Children	Total Payments Issuance	Average Payment / Household	Average Payment / Person
Region	Maricopa	257,541	605,620	285,503	320,117	\$75,653,885	\$293.75	\$124.92
	<b>Total</b>	257,541	605,620	285,503	320,117	\$75,653,885	\$293.75	\$124.92
Northern	Apache	10,584	28,088	15,534	12,554	\$3,521,087	\$332.68	\$125.36
	Coconino	9,699	23,467	12,525	10,942	\$2,949,539	\$304.11	\$125.69
	Mohave	20,884	44,741	26,700	18,041	\$5,428,703	\$259.95	\$121.34
	Navajo	13,928	35,691	19,692	15,999	\$4,465,148	\$320.59	\$125.11
	<b>Total</b>	55,095	131,987	74,451	57,536	\$16,364,477	\$297.02	\$123.99
	Central	Gila	5,754	12,905	7,378	5,527	\$1,624,782	\$282.37
La Paz		2,051	4,202	2,432	1,770	\$524,317	\$255.64	\$124.78
Pinal		23,171	58,368	29,741	28,627	\$7,117,404	\$307.17	\$121.94
Yavapai		14,782	29,812	17,934	11,878	\$3,546,658	\$239.93	\$118.97
Yuma		16,304	44,288	22,853	21,435	\$4,973,911	\$305.07	\$112.31
<b>Total</b>		62,062	149,575	80,338	69,237	\$17,787,072	\$286.60	\$118.92
Southern	Cochise	10,952	23,937	13,707	10,230	\$2,829,255	\$258.33	\$118.20
	Graham	3,095	7,221	3,918	3,303	\$850,729	\$274.87	\$117.81
	Greenlee	378	801	467	334	\$91,928	\$243.20	\$114.77
	Pima	79,349	170,728	93,937	76,791	\$21,152,113	\$266.57	\$123.89
	Santa Cruz	4,645	12,436	6,368	6,068	\$1,423,447	\$306.45	\$114.46
	<b>Total</b>	98,419	215,123	118,397	96,726	\$26,347,472	\$267.71	\$122.48
<b>Grand Total</b>		<b>473,117</b>	<b>1,102,305</b>	<b>558,689</b>	<b>543,616</b>	<b>\$136,152,906</b>	<b>\$287.78</b>	<b>\$123.52</b>



Medical Approvals  
(rolling 10 year view)



Medical Current Month Detail

		SOBRA Woman 133% FPL	SOBRA Child	Adult W/O Child 100% FPL	Foster Care	1931 36% FPL	Federal Emergency Services	Infants	Adults W/O Child 40% FPL	SOBRA Woman 100% FPL	SOBRA Child 100% FPL	Trans Medical	1931 100% FPL	YATI	Other	Grand Total
R	Maricopa	7,788	30,471	8,227	9,055	212,272	58,180	28,379	28,760	2,697	148,103	25,495	66,308	180	14,289	<b>640,204</b>
	Total	7,788	30,471	8,227	9,055	212,272	58,180	28,379	28,760	2,697	148,103	25,495	66,308	180	14,289	<b>640,204</b>
N	Apache	210	842	256	47	12,083	105	822	2,528	77	3,807	809	2,348		363	<b>24,297</b>
	Coconino	271	912	326	128	9,202	481	1,020	1,461	93	4,432	1,048	2,569	7	390	<b>22,340</b>
	Mohave	448	1,543	864	379	13,353	354	1,329	2,971	149	8,247	1,833	5,120	9	1,461	<b>38,060</b>
	Navajo	353	1,355	431	172	14,279	223	1,215	2,862	120	5,742	1,039	3,704	3	479	<b>31,977</b>
	Total	1,282	4,652	1,877	726	48,917	1,163	4,386	9,822	439	22,228	4,729	13,741	19	2,693	<b>116,674</b>
C	Gila	103	493	214	123	4,706	130	464	1,062	54	1,958	456	1,266	4	318	<b>11,351</b>
	La Paz	49	208	88	31	1,412	124	164	292	13	652	181	364		162	<b>3,740</b>
	Pinal	749	3,218	704	733	21,860	1,363	2,362	3,125	249	11,496	2,328	6,415	20	1,273	<b>55,895</b>
	Yavapai	478	1,358	730	587	8,286	1,117	1,153	1,746	139	5,997	1,538	3,698	23	1,079	<b>27,929</b>
	Yuma	606	1,868	713	326	13,754	1,138	1,823	1,911	251	9,815	3,000	6,479	4	1,283	<b>42,971</b>
	Total	1,985	7,145	2,449	1,800	50,018	3,872	5,966	8,136	706	29,918	7,503	18,222	51	4,115	<b>141,886</b>
S	Cochise	243	847	572	297	7,499	421	744	1,358	103	4,329	902	2,820	8	852	<b>20,995</b>
	Graham	95	375	125	110	2,528	32	313	514	33	1,327	362	825	1	128	<b>6,768</b>
	Greenlee	18	33	16	8	324	1	42	79		157	42	96		36	<b>852</b>
	Pima	2,006	8,345	3,226	3,960	53,069	6,497	6,364	10,609	697	33,873	7,218	19,724	103	4,432	<b>160,123</b>
	Santa Cruz	101	493	314	47	3,809	399	430	639	47	2,941	752	1,950		457	<b>12,379</b>
	Total	2,463	10,093	4,253	4,422	67,229	7,350	7,893	13,199	880	42,627	9,276	25,415	112	5,905	<b>201,117</b>
<b>Grand Total</b>		<b>13,518</b>	<b>52,361</b>	<b>16,806</b>	<b>16,003</b>	<b>378,436</b>	<b>70,565</b>	<b>46,624</b>	<b>59,917</b>	<b>4,722</b>	<b>242,876</b>	<b>47,003</b>	<b>123,686</b>	<b>362</b>	<b>27,002</b>	<b>1,099,881</b>