



---

# DEPARTMENT OF ECONOMIC SECURITY

---

*Your Partner For A Stronger Arizona*

State of Arizona

Department of Economic Security

Family Assistance Administration

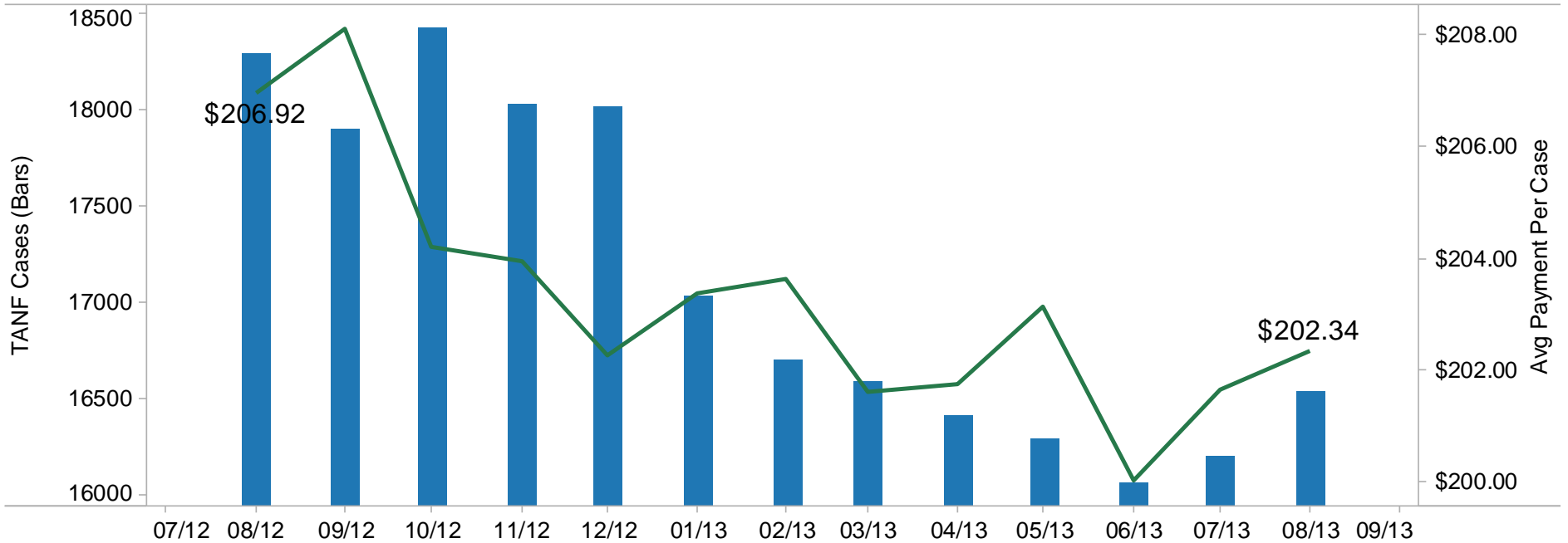
STATISTICAL BULLETIN

August 2013

<http://www.azdes.gov/appreports.aspx>

For questions regarding this bulletin please contact (602) 542-3678  
*Alternative format available upon request.*

## TANF Summary August 2013

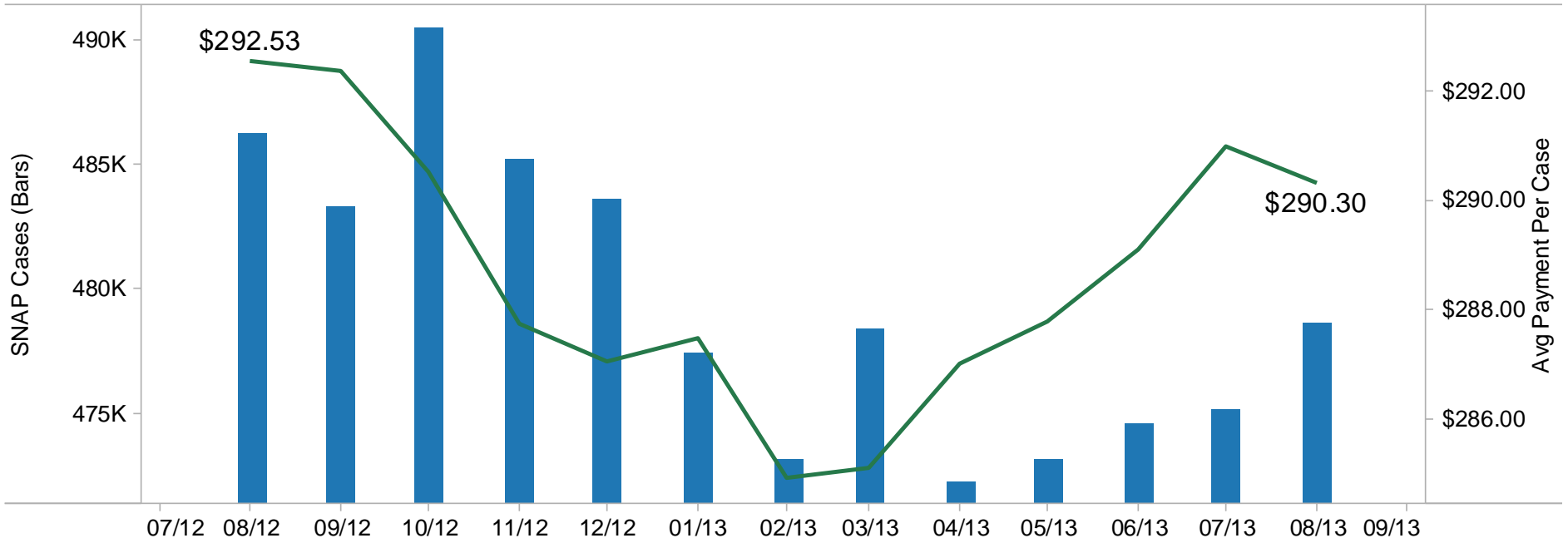


	Families	Persons	Adults	Children	Total Payments	Average Payment / Case	Average Payment / Recip	Cases vs Prior Month	Persons vs Prior Month	Payments vs Prior Month	Cases vs Prior Year	Persons vs Prior Year	Payments vs Prior Year
<b>Grand Total*</b>	<b>16,537</b>	<b>37,725</b>	<b>10,180</b>	<b>27,545</b>	<b>\$3,346,112</b>	<b>\$202.34</b>	<b>\$88.70</b>	<b>336</b>	<b>1,126</b>	<b>\$79,542</b>	<b>(1,749)</b>	<b>(4,474)</b>	<b>(\$437,706)</b>

\*Includes prior month totals

Excludes	Includes	Tribal			
		Cases	Recipients	Payments	
Grant Diversion totals of: 1104 Cases; \$853,943	TANF Child Only: 4,530 Cases; 6,949 Children; \$875,840	Hopi	79	207	\$17,695
	Unemployed Two Parent Program: 507 Cases; 1,985 Recipients; \$150,784	Pasqua/Yaqui	193	619	\$65,403
		Salt River	71	219	\$22,258
		San Carlos	354	677	\$86,227
		<b>Grand Total</b>	<b>697</b>	<b>1,722</b>	<b>\$191,583</b>

## SNAP Summary August 2013

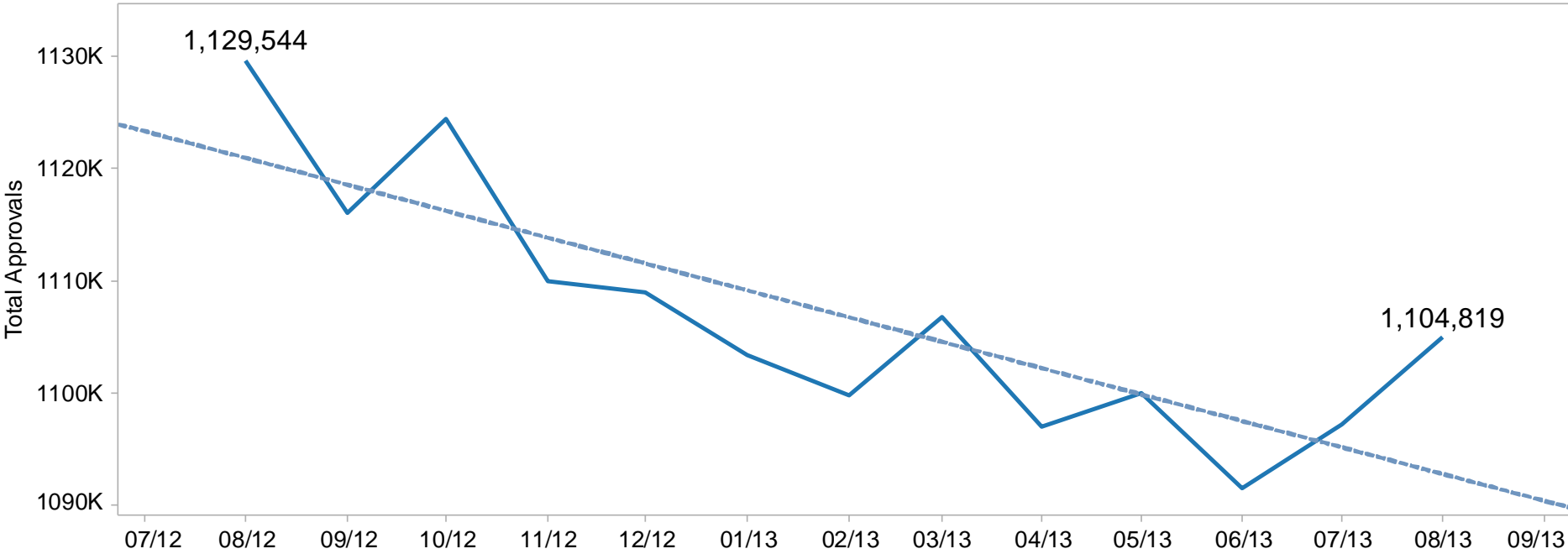


	Families	Persons	Adults	Children	Total Payments	Average Payment / Case	Average Payment / Person
<b>Grand Total*</b>	<b>478,649</b>	<b>1,118,512</b>	<b>566,166</b>	<b>552,346</b>	<b>\$138,952,279</b>	<b>\$290.30</b>	<b>\$124.23</b>

	Cases vs Prior Month	Persons vs Prior Month	Payments vs Prior Month	Cases vs Prior Year	Persons vs Prior Year	Payments vs Prior Year
<b>Grand Total*</b>	<b>3,477</b>	<b>9,417</b>	<b>\$694,683</b>	<b>(7,657)</b>	<b>(9,190)</b>	<b>(\$3,307,824)</b>

\*Includes prior month totals

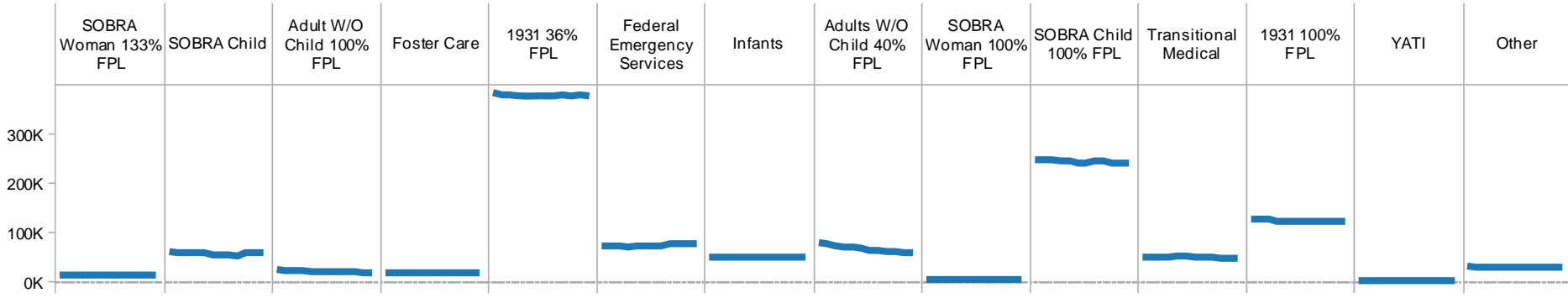
## Medical Summary August 2013



	SOBRA Woman 133% FPL	SOBRA Child	Adult W/O Child 100% FPL	Foster Care	1931 36% FPL	Federal Emergency Services	Infants	Adults W/O Child 40% FPL	SOBRA Woman 100% FPL	SOBRA Child 100% FPL	Trans Medical	1931 100% FPL	YATI	Other	Type Totals
Grand Total*	14,066	58,546	16,496	16,000	381,004	71,548	46,726	56,798	4,883	242,598	44,282	123,031	370	28,471	1,104,819

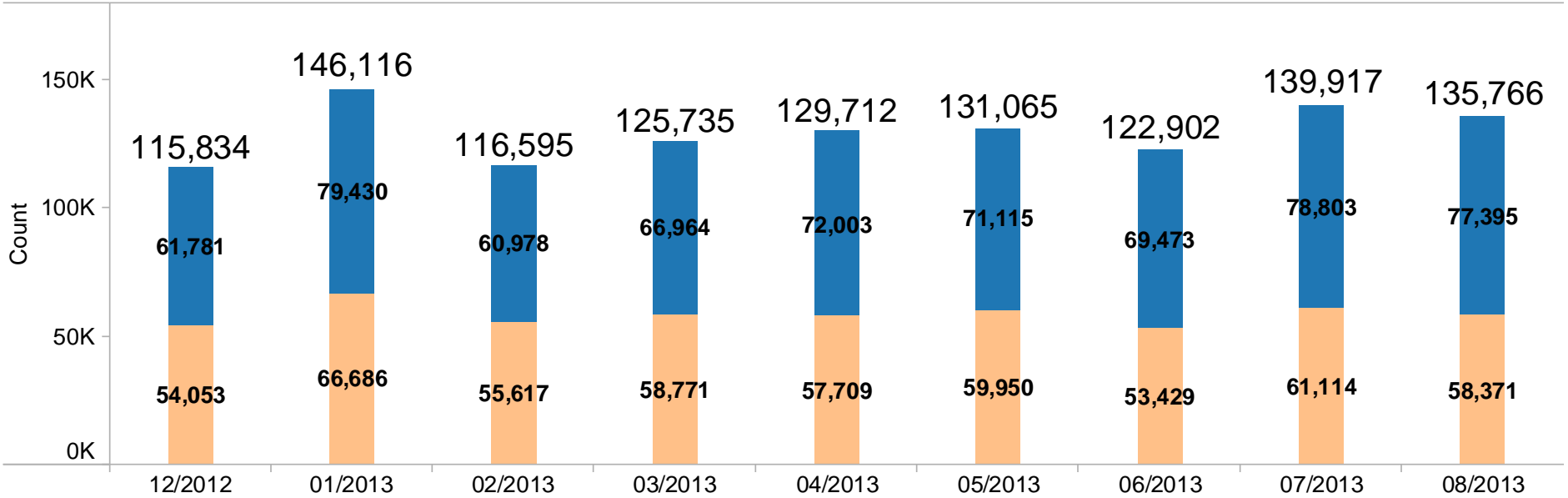
\*Includes prior month totals

### 1 Year Sparkline Trend

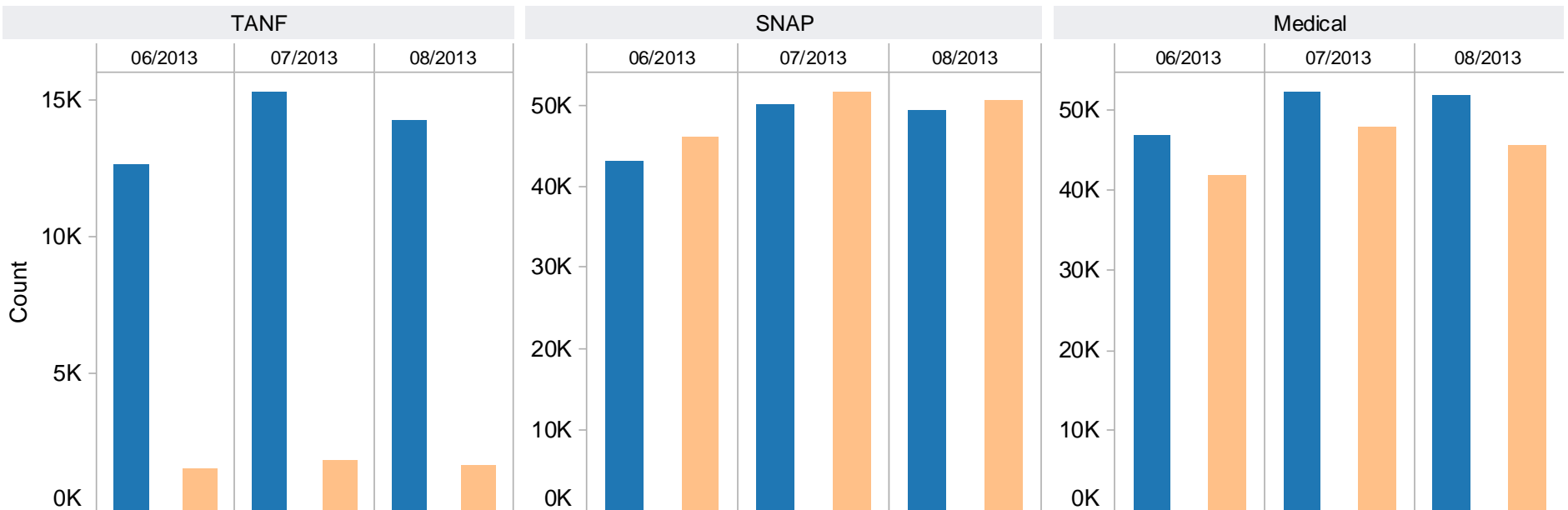


### Total Applications

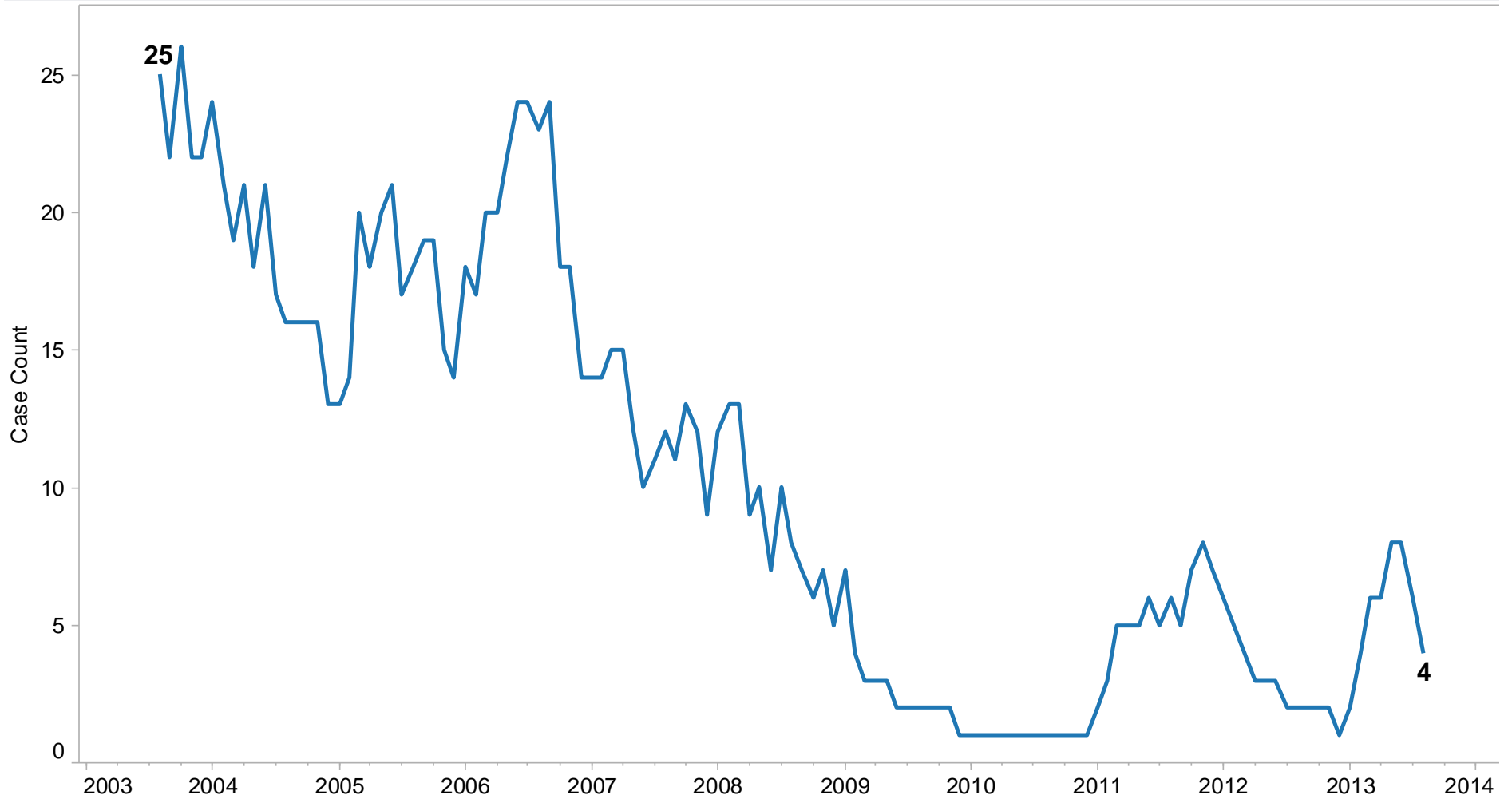
Dark Blue - Initial applications, includes applicants applying for the first time or had a break in benefits  
 Light Orange - Renewal applications, includes all applications for a renewal of continuous benefits



### Applications by Program



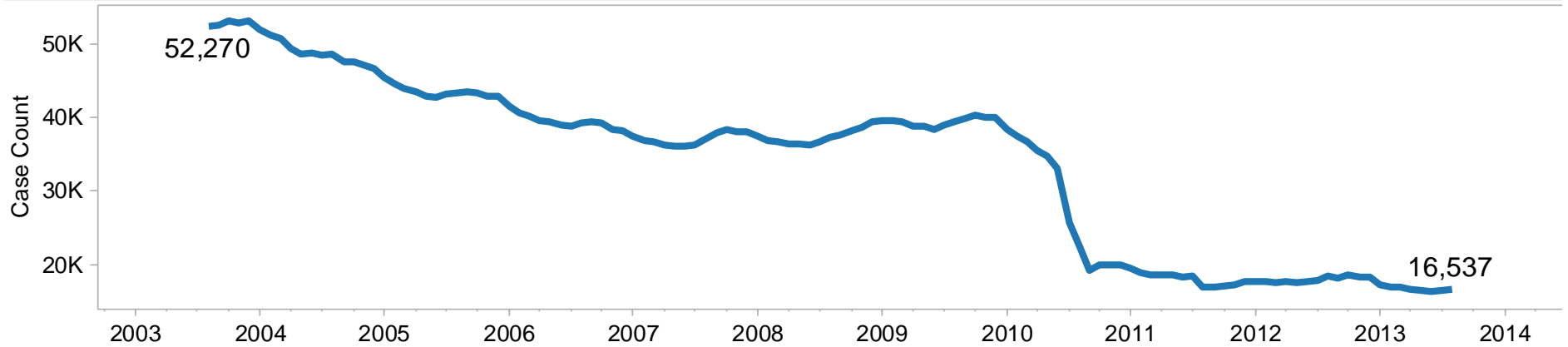
Tuberculosis Control  
(rolling 10 year view)



TB Cases Current Month

Families	Persons	Total Payments	Cases vs Prior Month	Persons vs Prior Month	Payments vs Prior Month	Cases vs Prior Year	Persons vs Prior Year	Payments vs Prior Year
4	4	\$670	(2)	(2)	\$22	2	2	\$480

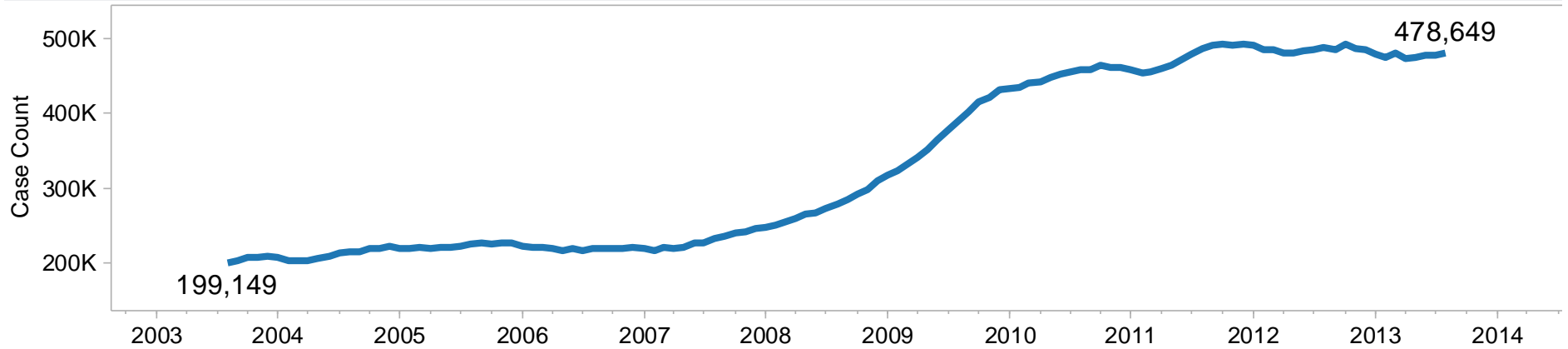
TANF Cases  
(rolling 10 year view)



TANF Current Month Detail

		Households	Persons	Adults	Children	Total Payments Issuance	Average Payment / Household	Average Payment / Person
Region	Maricopa	10,384	24,315	6,553	17,762	\$2,112,587	\$203.45	\$86.88
	<b>Total</b>	10,384	24,315	6,553	17,762	\$2,112,587	\$203.45	\$86.88
Northern	Apache	36	84	24	60	\$7,322	\$203.39	\$87.17
	Coconino	62	125	30	95	\$11,874	\$191.52	\$94.99
	Mohave	495	1,078	314	764	\$93,192	\$188.27	\$86.45
	Navajo	283	649	176	473	\$54,771	\$193.54	\$84.39
	<b>Total</b>	876	1,936	544	1,392	\$167,159	\$190.82	\$86.34
	Central	Gila	360	743	248	495	\$79,613	\$221.15
La Paz		54	118	29	89	\$10,268	\$190.15	\$87.02
Pinal		925	2,064	524	1,540	\$177,266	\$191.64	\$85.88
Yavapai		243	495	127	368	\$45,584	\$187.59	\$92.09
Yuma		405	950	275	675	\$81,094	\$200.23	\$85.36
<b>Total</b>		1,987	4,370	1,203	3,167	\$393,825	\$198.20	\$90.12
Southern	Cochise	352	751	186	565	\$70,877	\$201.36	\$94.38
	Graham	189	355	112	243	\$41,022	\$217.05	\$115.55
	Greenlee	15	33	8	25	\$2,565	\$171.00	\$77.73
	Pima	2,624	5,711	1,512	4,199	\$535,400	\$204.04	\$93.75
	Santa Cruz	110	254	62	192	\$22,677	\$206.15	\$89.28
	<b>Total</b>	3,290	7,104	1,880	5,224	\$672,541	\$204.42	\$94.67
<b>Grand Total</b>		<b>16,537</b>	<b>37,725</b>	<b>10,180</b>	<b>27,545</b>	<b>\$3,346,112</b>	<b>\$202.34</b>	<b>\$88.70</b>

SNAP Cases  
(rolling 10 year view)

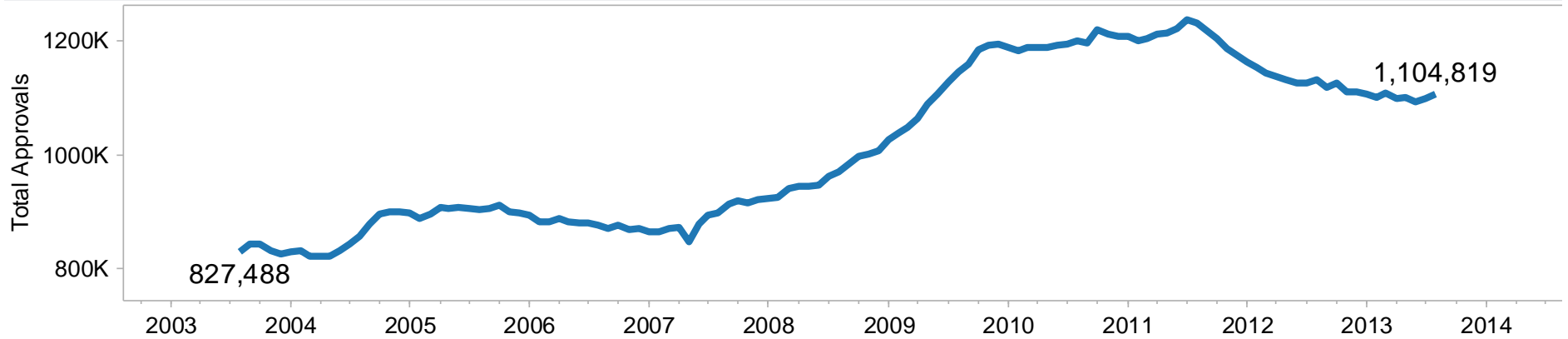


SNAP Current Month Detail

		Households	Persons	Adults	Children	Total Payments Issuance	Average Payment / Household	Average Payment / Person
Region	Maricopa	259,617	613,043	288,398	324,645	\$76,975,384	\$296.50	\$125.56
	<b>Total</b>	259,617	613,043	288,398	324,645	\$76,975,384	\$296.50	\$125.56
Northern	Apache	10,720	28,271	15,708	12,563	\$3,572,217	\$333.23	\$126.36
	Coconino	9,599	23,395	12,417	10,978	\$2,899,313	\$302.04	\$123.93
	Mohave	20,856	44,465	26,569	17,896	\$5,403,460	\$259.08	\$121.52
	Navajo	14,043	35,957	19,770	16,187	\$4,473,913	\$318.59	\$124.42
	<b>Total</b>	55,218	132,088	74,464	57,624	\$16,348,903	\$296.08	\$123.77
	Central	Gila	5,847	13,152	7,486	5,666	\$1,661,264	\$284.12
La Paz		2,039	4,285	2,434	1,851	\$546,285	\$267.92	\$127.49
Pinal		24,012	60,177	30,668	29,509	\$7,378,588	\$307.29	\$122.61
Yavapai		14,616	29,517	17,709	11,808	\$3,486,263	\$238.52	\$118.11
Yuma		17,369	47,142	24,435	22,707	\$5,460,739	\$314.40	\$115.84
<b>Total</b>		63,883	154,273	82,732	71,541	\$18,533,139	\$290.11	\$120.13
Southern	Cochise	11,078	24,177	13,916	10,261	\$2,879,303	\$259.91	\$119.09
	Graham	3,088	7,248	3,902	3,346	\$867,734	\$281.00	\$119.72
	Greenlee	377	814	460	354	\$98,242	\$260.59	\$120.69
	Pima	80,532	173,868	95,622	78,246	\$21,713,899	\$269.63	\$124.89
	Santa Cruz	4,856	13,001	6,672	6,329	\$1,535,675	\$316.24	\$118.12
	<b>Total</b>	99,931	219,108	120,572	98,536	\$27,094,853	\$271.14	\$123.66
<b>Grand Total</b>		<b>478,649</b>	<b>1,118,512</b>	<b>566,166</b>	<b>552,346</b>	<b>\$138,952,279</b>	<b>\$290.30</b>	<b>\$124.23</b>



Medical Approvals  
(rolling 10 year view)



Medical Current Month Detail

		SOBRA Woman 133% FPL	SOBRA Child	Adult W/O Child 100% FPL	Foster Care	1931 36% FPL	Federal Emergency Services	Infants	Adults W/O Child 40% FPL	SOBRA Woman 100% FPL	SOBRA Child 100% FPL	Trans Medical	1931 100% FPL	YATI	Other	Grand Total
R	Maricopa	8,090	33,995	8,170	9,125	213,144	59,088	28,451	27,160	2,773	147,627	24,570	65,737	185	15,093	<b>643,208</b>
	Total	8,090	33,995	8,170	9,125	213,144	59,088	28,451	27,160	2,773	147,627	24,570	65,737	185	15,093	<b>643,208</b>
N	Apache	217	1,042	238	46	12,189	106	829	2,389	77	3,756	694	2,389		368	<b>24,340</b>
	Coconino	297	1,060	310	130	8,932	461	971	1,377	95	4,384	1,150	2,573	7	408	<b>22,155</b>
	Mohave	477	1,747	828	377	13,147	382	1,242	2,804	156	8,162	1,859	5,080	11	1,621	<b>37,893</b>
	Navajo	325	1,576	429	174	14,279	211	1,209	2,802	124	5,551	1,244	3,582	4	496	<b>32,006</b>
	Total	1,316	5,425	1,805	727	48,547	1,160	4,251	9,372	452	21,853	4,947	13,624	22	2,893	<b>116,394</b>
C	Gila	130	570	226	124	4,636	124	463	997	56	2,095	419	1,323	1	355	<b>11,519</b>
	La Paz	49	219	67	28	1,483	97	172	272	17	644	114	354		159	<b>3,675</b>
	Pinal	769	3,438	692	751	22,101	1,370	2,384	2,944	270	11,571	2,278	6,429	23	1,364	<b>56,384</b>
	Yavapai	462	1,435	711	574	7,865	1,113	1,169	1,624	152	6,053	1,506	3,640	22	1,299	<b>27,625</b>
	Yuma	631	2,295	709	337	14,828	1,158	1,872	1,915	258	10,217	1,859	6,955	7	1,322	<b>44,363</b>
	Total	2,041	7,957	2,405	1,814	50,913	3,862	6,060	7,752	753	30,580	6,176	18,701	53	4,499	<b>143,566</b>
S	Cochise	265	950	569	280	7,541	402	773	1,323	106	4,227	935	2,789	9	891	<b>21,060</b>
	Graham	120	364	116	108	2,649	33	303	493	29	1,322	241	800	2	135	<b>6,715</b>
	Greenlee	25	39	18	10	378	1	39	70	1	152	40	75		35	<b>883</b>
	Pima	2,113	9,221	3,111	3,887	53,684	6,604	6,427	10,002	717	33,943	6,814	19,378	99	4,456	<b>160,456</b>
	Santa Cruz	96	595	302	49	4,148	398	422	626	52	2,894	559	1,927		469	<b>12,537</b>
	Total	2,619	11,169	4,116	4,334	68,400	7,438	7,964	12,514	905	42,538	8,589	24,969	110	5,986	<b>201,651</b>
<b>Grand Total</b>		<b>14,066</b>	<b>58,546</b>	<b>16,496</b>	<b>16,000</b>	<b>381,004</b>	<b>71,548</b>	<b>46,726</b>	<b>56,798</b>	<b>4,883</b>	<b>242,598</b>	<b>44,282</b>	<b>123,031</b>	<b>370</b>	<b>28,471</b>	<b>1,104,819</b>